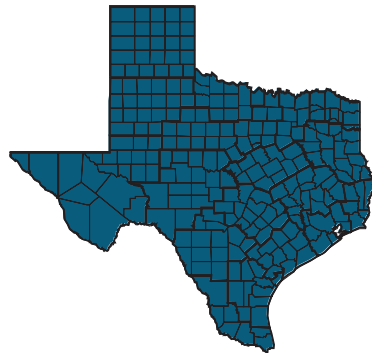

1997-98 Report on

Grade-level Retention



of Texas Students

**Texas Education Agency
Austin, Texas**

November 1999

Citation. Texas Education Agency, 1999. 1997-98 report on grade-level retention of Texas students. Austin, TX: Texas Education Agency.

Abstract. This report provides annual information for the 1997-98 school year on grade-level retention in the Texas public school system, based on the Public Education Information Management System. Data on retention are provided by grade, ethnicity, gender, participation in special education, degree of English proficiency, and socioeconomic status. For purposes of comparison, data on retention for 1994-95 through 1996-97 are included.

Keywords. *retention, retention rate, special education, English proficiency, economically disadvantaged*

Material in this publication is not copyrighted and may be reproduced. The Texas Education Agency would appreciate credit for the material used and a copy of the reprint.

Additional copies of this document may be purchased by using the order form found in the back of this publication.

Additional information about this report may be obtained by contacting the Texas Education Agency, Office of Policy Planning and Research, Research and Evaluation Division at (512) 475-3523 or by visiting <http://www.tea.state.tx.us/research/>.

**1997-98 Report on
Grade-level Retention
of Texas Students**

Texas Education Agency
Austin, Texas
November 1999

Commissioner of Education

Jim Nelson

Department of Finance and Accountability

Ron McMichael

Deputy Commissioner

Office of Policy Planning and Research

Criss Cloudt

Associate Commissioner

Research and Evaluation Division

Maria D. Whitsett

Director

Project Staff

Nancy Smith

Project Director

Yvonne Liang

Systems Analyst

Editorial Assistance

Richard Kallus

Karen Dvorak

Vicky A. Killgore

Graphics, Layout, and Design

1997-98 Report on Grade-level Retention of Texas Students

Table of Contents

| | |
|---|-----------|
| Highlights | 1 |
| Introduction | 3 |
| Methods | 4 |
| Data Source | 4 |
| Identifying Grade-level Retention | 4 |
| Grade Level Retention of Students | 5 |
| Number of Students Retained | 5 |
| Grade-level Retention by Ethnicity | 5 |
| Grade-level Retention by Gender | 6 |
| Grade-level Retention by Grade | 6 |
| Students Receiving Special Education Services | 8 |
| Students Learning a Second Language | 8 |
| Students Who Were Economically Disadvantaged | 9 |
| Grade-level Retention and District and Campus Characteristics | 10 |
| Conclusions | 10 |
| References | 13 |
| Appendix A: Grade-level Retention by Grade and Ethnicity | 15 |
| Appendix B: Grade-level Retention by District Characteristic | 19 |
| Appendix C: Grade-level Retention by Campus Characteristic | 31 |
| Appendix D: District Grade-level Retention by Grade | 39 |

List of Tables

| | |
|--|----|
| Table 1: Grade-level Retention in Texas Public Schools, 1994-95 Through 1997-98 | 4 |
| Table 2: Ninth-Grade Student Retention by Ethnicity, 1994-95 Through 1997-98 | 7 |
| Table 3: First-Grade Student Retention by Ethnicity, 1994-95 Through 1997-98 | 7 |
| Table 4: Grade-level Retention by Special Education Status, 1994-95 Through 1997-98 | 7 |
| Table 5: Grade-level Retention by Second-Language Learner Status and Services Received, 1994-95 Through 1997-98 | 9 |
| Table 6: Grade-level Retention by Socioeconomic Status, 1994-95 Through 1997-98 | 10 |

List of Figures

| | |
|--|---|
| Figure 1: Grade-level Retention by Ethnicity, 1994-95 Through 1997-98 | 5 |
| Figure 2: Grade-level Retention by Grade, 1994-95 Through 1997-98 | 6 |

Highlights

How extensive was grade-level retention in Texas?

- ◆ In 1997-98, a total of 150,953 students in kindergarten through Grade 12 were retained in grade, for an overall retention rate of 4.3 percent.
- ◆ From 1994-95 to 1997-98, the overall retention rate increased from 4.0 percent to 4.3 percent.
- ◆ Across all grades, Grade 9 had the highest retention rate (17.6%).
- ◆ At the elementary level, Grade 1 had the highest retention rate (6.0%).
- ◆ From 1996-97 to 1997-98, retention rates at the elementary and middle school grades increased slightly, while retention rates for high school grades decreased slightly.

Who was retained?

- ◆ Males were retained at a higher rate than females, across years and grade levels.
- ◆ Hispanic and African American students were retained at higher rates than White students.
- ◆ From 1996-97 to 1997-98, retention rates for Whites remained the same, while the rates for both African Americans and Hispanics increased.
- ◆ Economically disadvantaged students were retained at a higher rate than students who were not economically disadvantaged.

Where were they retained?

- ◆ Districts in urban areas had the highest retention rates.
- ◆ From 1996-97 to 1997-98, retention rates increased among districts and campuses with higher percentages of ethnic minority students and lower percentages of students passing the Texas Assessment of Academic Skills.

Introduction

Grade-level retention is typically defined as delayed entry of a child who is of appropriate chronological age but not developmentally ready or mature enough to enter school, or repetition of a grade a student was unable to complete successfully (Shepard, 1989). The primary goal of retention is to give a student a year to mature or master the academic tasks of one grade level before advancing to the next.

In compliance with Texas Education Code (TEC) §39.182, the Texas Education Agency (TEA) prepares an annual report on grade-level retention in the Texas public school system. This report presents information on grade-level retention for the 1997-98 school year. Breakdowns are provided by grade, ethnicity, gender, participation in special education, degree of English proficiency, and socioeconomic status. For purposes of comparison, data on retention for 1994-95 through 1996-97 are included.

The report will provide the legislature, TEA, and educators with background for reviewing current and future policies related to grade-level retention. Senate Bill 4 added TEC §28.0211 in 1999. This new statute phases in a process of enrolling students who fail the Texas Assessment of Academic Skills (TAAS) at Grades 3, 5, or 8 in accelerated instruction. Accelerated instruction is designed to ensure that students acquire the skills needed to catch up with their classmates. Students at these grade levels will be given three opportunities to take and pass the TAAS for their grade. Students who do not pass the TAAS at these grades may be retained. Although the intent of the law is to eliminate the practice of social promotion, grade-level retention should be the avenue of last resort. Monitoring and reporting of retention rates will be central to efforts to gauge the impact of these new policies over time.

Methods

Data Source

The Public Education Information Management System (PEIMS) includes data on the grade levels of all students in the Texas public school system (TEC §29.083).

Identifying Grade-level Retention

To determine the number and percentage of students retained in grade, October enrollment data were matched at the student level against attendance data for the previous school year. Students who dropped or migrated out of the Texas public school system after the first year were excluded from the total student count, as were students new to the system in the second year. Students who enrolled both years or graduated were included in the total student count. Please note that the criteria for tracking students in PEIMS was modified during the 1998-99 school year. As a result, the percentage of students identified as having been enrolled in successive years (and, consequently, the total student count) was smaller in 1997-98 than in previous years.

Among students included in the total student count, students enrolled in the same grade both years were counted as retained. The retention rate was calculated by dividing the number of students retained by the total student count.

Table 1. Grade-level Retention in Texas Public Schools, 1994-95 Through 1997-98

| Year | Total Students* | Number Retained | Retention Rate |
|----------------|------------------|-----------------|----------------|
| 1994-95 | 3,193,214 | 128,369 | 4.0% |
| 1995-96 | 3,399,451 | 144,683 | 4.3% |
| 1996-97 | 3,475,407 | 147,202 | 4.2% |
| 1997-98 | 3,470,630 | 150,953 | 4.3% |

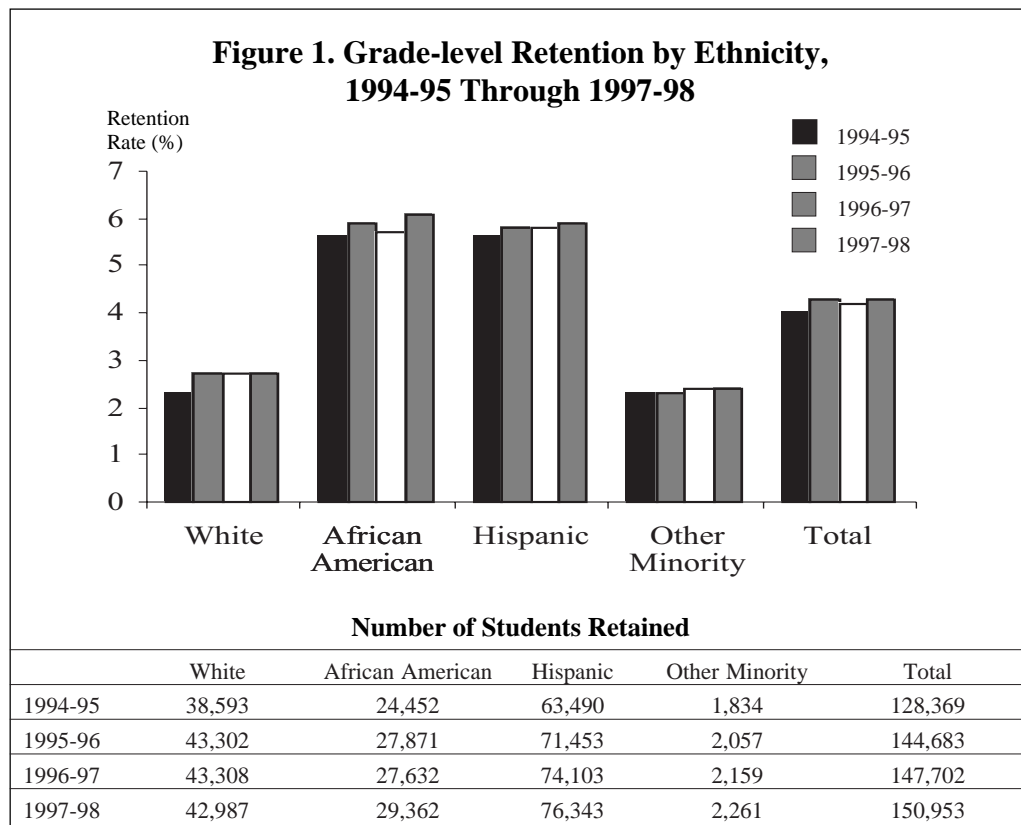
Source: Public Education Information Management System, Texas Education Agency.

* Students whose enrollment records matched in successive school years, plus graduates.

Grade-level Retention of Students

Number of Students Retained

Of the total number of Texas public school students reported in kindergarten through Grade 12 in the 1994-95 school year, 4.0 percent (128,369 students) were retained in grade, whereas 4.3 percent (150,953) were retained in grade in 1997-98 (Table 1). There were slight fluctuations in the retention rate over the four years, but it remained between 4.0 and 4.3 percent. The absolute number of students retained increased each year, as did the number of students enrolled in Texas public schools.



Source: Public Education Information Management System, Texas Education Agency.

Grade-level Retention by Ethnicity

Hispanic and African American students were retained at average rates over twice that of White students (Figure 1). In 1997-98, for example, 2.7 percent of White students were retained in grade, compared to 5.9 percent of Hispanic students and 6.1 percent of African American students.

Minority students also continued to be over-represented among retained students. Each year between 1994-95 and 1997-98, about 5 out of 10 students enrolled in Texas public schools were Hispanic or African American. However, during the four-year period, almost 7 out of 10 students retained each year were from one of these two ethnic groups. Hispanic students consistently represented the largest number of students retained, followed by White students.

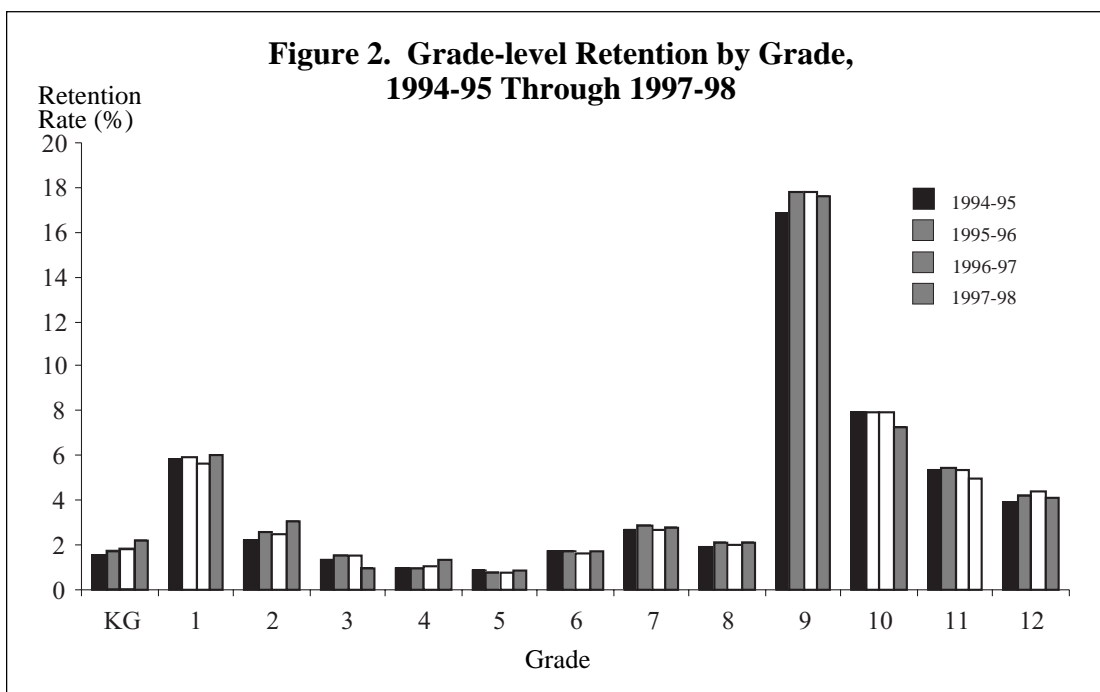
Appendix A summarizes grade-level retention for school years 1994-95 through 1997-98. The table lists the number and percentage of students retained in each grade by ethnic group.

Grade-level Retention by Gender

Over the four-year period, males were more likely than females to be retained in each grade and within each ethnic group. About 3.2 percent of female students were retained in the 1994-95 school year, compared to 4.8 percent of male students. By 1997-98, the retention rate for females was 3.5 percent, and the rate for males was 5.2 percent. Each year between 1994-95 and 1997-98, male students made up about 61 percent of all students retained.

Grade-level Retention by Grade

The percentage of students retained varied markedly by grade (Figure 2). Students in ninth grade had the highest average retention rate in each of the four years reported, and students in fifth grade had the lowest average retention rate. From 1996-97 to



Source: Public Education Information Management System, Texas Education Agency.

**Table 2. Ninth-Grade Student Retention by Ethnicity,
1994-95 Through 1997-98**

| Year | White | | African American | | Hispanic | | Other Minorities Combined | | Total | |
|----------------|----------------|----------------|------------------|----------------|----------------|----------------|---------------------------|----------------|----------------|----------------|
| | Total Retained | Retention Rate | Total Retained | Retention Rate | Total Retained | Retention Rate | Total Retained | Retention Rate | Total Retained | Retention Rate |
| 1994-95 | 11,764 | 9.2% | 9,190 | 23.2% | 23,944 | 25.0% | 534 | 7.8% | 45,432 | 16.8% |
| 1995-96 | 13,409 | 9.9% | 10,414 | 24.2% | 27,603 | 25.9% | 647 | 8.7% | 52,073 | 17.8% |
| 1996-97 | 13,229 | 9.6% | 10,506 | 24.2% | 29,076 | 25.9% | 669 | 8.5% | 53,480 | 17.8% |
| 1997-98 | 13,052 | 9.6% | 10,440 | 24.3% | 28,537 | 25.3% | 680 | 8.5% | 52,709 | 17.6% |

Source: Public Education Information Management System, Texas Education Agency.

1997-98, the retention rates in high school grades dropped slightly, while retention rates across elementary and middle school grades increased slightly.

Between 1994-95 and 1997-98, the number of students repeating Grade 9 rose by 7,277, and the retention rate increased from 16.8 percent to 17.6 percent (Table 2). Approximately one out of six ninth-grade students repeated the grade each year. Between 1996-97 and 1997-98, both the percentage and total number of students retained in ninth grade decreased slightly. Compared with White students, disproportionately large percentages of Hispanic and African American students were retained in Grade 9. Even in terms of absolute numbers, more than twice as many Hispanic students as White students were retained in ninth grade in 1997-98. Approximately one-fourth of all African American and Hispanic ninth graders were retained.

At the elementary level, the highest average retention rate was found in first grade. In 1997-98, a year after experiencing a sharp decline to 5.6 percent, retention among first graders climbed to its highest rate (6.0%) since 1994-95 (Table 3). As in ninth grade, Hispanic and African American students had the highest rates of retention among all ethnic groups in Grade 1. The largest year-to-year increase in reten-

**Table 3. First-Grade Student Retention by Ethnicity,
1994-95 Through 1997-98**

| Year | White | | African American | | Hispanic | | Other Minorities Combined | | Total | |
|----------------|----------------|----------------|------------------|----------------|----------------|----------------|---------------------------|----------------|----------------|----------------|
| | Total Retained | Retention Rate | Total Retained | Retention Rate | Total Retained | Retention Rate | Total Retained | Retention Rate | Total Retained | Retention Rate |
| 1994-95 | 5,714 | 4.6% | 2,708 | 7.0% | 7,353 | 7.1% | 223 | 3.4% | 15,998 | 5.8% |
| 1995-96 | 5,953 | 4.6% | 3,174 | 7.4% | 7,956 | 7.0% | 216 | 3.0% | 17,299 | 5.9% |
| 1996-97 | 5,655 | 4.4% | 3,039 | 7.0% | 7,866 | 6.6% | 217 | 3.0% | 16,777 | 5.6% |
| 1997-98 | 5,475 | 4.4% | 3,375 | 7.9% | 8,689 | 7.2% | 224 | 3.1% | 17,763 | 6.0% |

Source: Public Education Information Management System, Texas Education Agency.

tion rates among elementary students was found in the second grade (see Appendix A). Between 1996-97 and 1997-98, the average retention rates for Hispanic and African American second graders increased by nearly a percentage point each.

Table 4. Grade-level Retention by Special Education Status, 1994-95 Through 1997-98

| Year | Students Receiving Special Education Services | | Students Not Receiving Special Education Services | |
|----------------|---|----------------|---|----------------|
| | Total Retained | Retention Rate | Total Retained | Retention Rate |
| 1994-95 | 23,633 | 6.0% | 104,736 | 3.7% |
| 1995-96 | 26,792 | 6.2% | 117,891 | 4.0% |
| 1996-97 | 28,276 | 6.2% | 118,926 | 3.9% |
| 1997-98 | 29,681 | 6.5% | 121,272 | 4.0% |

Source: Public Education Information Management System, Texas Education Agency.

Students Receiving Special Education Services

Each student in a special education program has an individual education plan (IEP) that specifies goals and objectives for the year. The student progresses to the next grade level whenever these goals are met. As shown in Table 4, a disproportionately large percentage of students participating in special education (6.5%) were retained, compared to students who were not participating (4.0%). The retention rate for each group rose between 1994-95 and 1997-98, with students receiving special education services showing a slightly larger increase. Because students who meet their IEP goals during the year are promoted when they meet their goals (not necessarily at the end of the school year), the retention rate for students participating in special education may be slightly inflated.

Students Learning a Second Language

Students with limited English proficiency are learning English at the same time they are learning reading and other language arts skills. Reading and language problems have been shown to be highly correlated with retention in the elementary grades (Kaczala, 1991; Marcon, 1993). Depending on their levels of English skills, most second-language learners (SLLs) are enrolled in bilingual or English as a second language (ESL) programs (TEC §29.053). SLL students participating in special education receive bilingual or ESL services as part of their special education plans. While parents may request that a child not receive special language services, in 1997-98, 92 percent of SLL students participated in bilingual or ESL programs.

Table 5. Grade-level Retention by Second-Language Learner Status and Services Received, 1994-95 Through 1997-98

| Grade | Year | Students Learning a Second Language | | | | | | | | | | All Other Students | |
|--------|----------------|-------------------------------------|-------------|-------------------------------------|--------------|--------------------------------------|--------------|------------------------------------|--------------|---------------|--------------|--------------------|-------------|
| | | Receiving Bilingual Services | | Receiving ESL ^a Services | | Receiving Special Education Services | | Receiving No Services ^b | | Total | | Retained | Rate |
| | | Retained | Rate | Retained | Rate | Retained | Rate | Retained | Rate | Retained | Rate | | |
| KG - 6 | 1994-95 | 4,803 | 2.8% | 2,141 | 3.1% | 201 | 3.6% | 539 | 2.5% | 7,684 | 2.9% | 30,816 | 2.0% |
| | 1995-96 | 4,929 | 2.7% | 2,303 | 3.1% | 228 | 4.2% | 527 | 2.5% | 7,987 | 2.8% | 35,440 | 2.1% |
| | 1996-97 | 5,036 | 2.6% | 2,302 | 2.8% | 234 | 4.2% | 614 | 2.5% | 8,186 | 2.7% | 35,188 | 2.1% |
| | 1997-98 | 6,458 | 3.2% | 2,776 | 3.2% | 231 | 4.2% | 647 | 2.9% | 10,112 | 3.2% | 38,973 | 2.3% |
| 7 - 12 | 1994-95 | 64 | 4.9% | 7,772 | 12.1% | 647 | 11.5% | 1,760 | 10.9% | 10,243 | 11.7% | 79,626 | 6.4% |
| | 1995-96 | 57 | 5.1% | 8,088 | 11.9% | 628 | 10.7% | 1,809 | 11.3% | 10,582 | 11.6% | 90,674 | 6.8% |
| | 1996-97 | 71 | 8.3% | 8,504 | 12.1% | 729 | 12.1% | 2,217 | 11.4% | 11,521 | 11.9% | 92,307 | 6.7% |
| | 1997-98 | 50 | 7.4% | 8,341 | 12.0% | 621 | 11.5% | 1,660 | 11.4% | 10,672 | 11.8% | 91,196 | 6.5% |

Source: Public Education Information Management System, Texas Education Agency.

^a English as a second language. ^b Including students whose parents requested the student not be served by a special language system.

As in previous years, the retention rates for both elementary- and secondary-grade SLL students were consistently higher in 1997-98 than the rates for other students in those same grade spans (Table 5). SLL students in the elementary grades had similar retention rates whether or not they were participating in bilingual, ESL, or special education programs. At the secondary level, the retention rates for SLL students receiving ESL or special education services and SLL students not receiving services were notably higher than the rate for non-SLL students. Students receiving bilingual services had the lowest retention rate among SLL students in Grades 7-12. Between 1996-97 and 1997-98, elementary grades showed slight increases in retention rates across groups, while rates in the secondary grades generally decreased.

Students Who Were Economically Disadvantaged

Between 1994-95 and 1997-98, the average retention rates for students identified as economically disadvantaged were consistently higher than the rates for other students (Table 6 on page 10). Each year, economically disadvantaged students represented higher proportions of both the total number of students enrolled and the total retained in Texas public schools. In 1997-98, 45.7 percent of students overall and 54.4 percent of retained students were identified as economically disadvantaged. The retention of students who were economically disadvantaged increased from a rate of 4.9 percent in 1994-95 to 5.4 percent in 1997-98. During this period, the rate for students who were not economically disadvantaged fluctuated between 3.4 percent and 3.6 percent. In 1997-98, the retention rate for economically disadvantaged students increased by 0.3 percentage points over the previous year, but the rate for non-economically disadvantaged students decreased by 0.2 percentage points.

**Table 6. Grade-level Retention by Socioeconomic Status,
1994-95 Through 1997-98**

| Year | Economically Disadvantaged Students | | All Others | |
|----------------|-------------------------------------|----------------|----------------|----------------|
| | Total Retained | Retention Rate | Total Retained | Retention Rate |
| 1994-95 | 66,237 | 4.9% | 62,132 | 3.4% |
| 1995-96 | 75,640 | 5.0% | 69,043 | 3.6% |
| 1996-97 | 79,718 | 5.1% | 67,484 | 3.6% |
| 1997-98 | 86,294 | 5.4% | 64,659 | 3.4% |

Source: Public Education Information Management System, Texas Education Agency.

Grade-level Retention and District and Campus Characteristics

Texas school districts differ considerably with regard to community type, size, student performance, and expenditures. Retention rates in districts across these categories tend to differ as well. Appendix B includes a list of retention rates by district characteristics for 1997-98.

Districts in urban areas, excluding 19 charter schools, had the highest average retention rate in 1997-98 (6.2%). Across the state, higher retention rates were generally associated with districts that had higher percentages of ethnic minority students, economically disadvantaged students, and/or ethnic minority teachers. School districts with lower percentages of students passing the TAAS also showed higher rates of retention. As might be expected, many of these characteristics were typical of districts classified as urban.

At the campus level, higher retention rates were associated with schools that had characteristics similar to those of districts with higher retention rates. One exception was the percentage of students identified as economically disadvantaged at the campus level. Appendix C includes a list of retention rates by campus characteristics for 1997-98.

Appendix D contains retention rates by grade for each school district in Texas in 1997-98.

Conclusions

Between 1994-95 and 1997-98, the number of students retained increased from 128,369 (4.0%) to 150,953 (4.3%). Moreover, retention appears to have affected minority populations disproportionately: nearly 7 out of 10 students retained each

year were Hispanic or African American. From 1996-97 to 1997-98, the retention rates for Whites and Other Minorities stayed the same (2.7% and 2.4%, respectively), while the rate for African Americans increased from 5.7 percent to 6.1 percent, and the rate for Hispanics increased slightly from 5.8 percent to 5.9 percent.

From 1996-97 to 1997-98, retention rates at the elementary and middle school grades generally increased slightly, while the retention rates for the high school grades decreased slightly. Kindergarten, first grade, and second grade showed some of the larger increases in retention rates.

By far, the highest rate of grade-level retention over the four-year period was in the ninth grade, where about one out of six students was repeating that grade each year. At the elementary level, retention continued to occur most frequently in the first grade.

Consistent gender differences were evident in retention rates for the four years, as well. Male students had a higher average retention rate than female students at every grade level and within each ethnic group.

Students needing special services tended to have higher retention rates than other students. Students receiving special education services had a higher average retention rate than non-special education students, and second-language learners had a higher average retention rate than other students. In addition, students identified as economically disadvantaged had a disproportionately high average retention rate, compared to students who were not economically disadvantaged.

At the district and campus levels, higher retention rates were generally observed in urban community settings. Rates also increased among districts and campuses with higher percentages of ethnic minority students and lower percentages of students passing the TAAS.

Senate Bill 4, passed by the Texas Legislature in 1999, phases in new standards for student promotion at Grades 3, 5, and 8. Students at these grade levels will have three opportunities to take and pass the TAAS. Students who do not pass the TAAS at these grades may be retained. The legislation requires school districts to enroll students who fail the TAAS at these grade levels in a program of accelerated instruction. Although the intent of the law is to eliminate the practice of social promotion, grade-level retention should be the avenue of last resort. Any attempt to evaluate the impact of these policies in the future will need to be grounded in an understanding of current trends in grade-level retention.

References

- Kaczala, C. (1991). *Grade retention: A longitudinal study of school correlates of rates of retention*. Cleveland, OH: Cleveland Public Schools, Department of Research and Analysis. (ERIC Document Reproduction Service No. ED 337 532)
- Marcon, R. (1993). *At-risk preschoolers: Early predictors of future grade retention*. Paper presented at the 39th Annual Meeting of the Southeastern Psychological Association, Atlanta, GA. (ERIC Document Reproduction Service No. ED 357 880)
- Shepard, L. A. (1989). A review of research on kindergarten retention. In L. A. Shepard & M. L. Smith (Eds.), *Flunking Grades: Research and Policies on Retention* (pp. 64-78). Philadelphia, PA: The Falmer Press.
- Texas Education Code. (1997). *Texas School Law Bulletin*. Austin, TX: West Group.

Appendix A
Grade-level Retention by Grade and Ethnicity

| Appendix A. Grade-level Retention by Grade and Ethnicity | | | | | | | | | | | |
|---|-------------|----------------|----------------|-------------------------|----------------|-----------------|----------------|-----------------------|----------------|----------------|----------------|
| Grade | Year | White | | African American | | Hispanic | | Other Minority | | Total | |
| | | Total Retained | Retention Rate | Total Retained | Retention Rate | Total Retained | Retention Rate | Total Retained | Retention Rate | Total Retained | Retention Rate |
| KG | 94-95 | 2,047 | 1.8% | 474 | 1.3% | 1,165 | 1.2% | 40 | 0.7% | 3,726 | 1.5% |
| | 95-96 | 2,441 | 2.1% | 519 | 1.3% | 1,504 | 1.4% | 60 | 1.0% | 4,524 | 1.7% |
| | 96-97 | 2,698 | 2.3% | 556 | 1.4% | 1,764 | 1.6% | 63 | 1.0% | 5,081 | 1.8% |
| | 97-98 | 2,920 | 2.6% | 769 | 2.0% | 2,306 | 2.0% | 75 | 1.1% | 6,070 | 2.2% |
| 1 | 94-95 | 5,714 | 4.6% | 2,708 | 7.0% | 7,353 | 7.1% | 223 | 3.4% | 15,998 | 5.8% |
| | 95-96 | 5,953 | 4.6% | 3,174 | 7.4% | 7,956 | 7.0% | 216 | 3.0% | 17,299 | 5.9% |
| | 96-97 | 5,655 | 4.4% | 3,039 | 7.0% | 7,866 | 6.6% | 217 | 3.0% | 16,777 | 5.6% |
| | 97-98 | 5,475 | 4.4% | 3,375 | 7.9% | 8,689 | 7.2% | 224 | 3.1% | 17,763 | 6.0% |
| 2 | 94-95 | 1,601 | 1.3% | 1,130 | 3.0% | 3,157 | 3.2% | 70 | 1.1% | 5,958 | 2.2% |
| | 95-96 | 1,906 | 1.5% | 1,425 | 3.5% | 3,808 | 3.5% | 86 | 1.2% | 7,225 | 2.6% |
| | 96-97 | 2,002 | 1.6% | 1,337 | 3.2% | 3,784 | 3.4% | 99 | 1.3% | 7,222 | 2.5% |
| | 97-98 | 2,149 | 1.7% | 1,692 | 4.1% | 4,986 | 4.3% | 111 | 1.5% | 8,938 | 3.1% |
| 3 | 94-95 | 957 | 0.8% | 753 | 2.1% | 1,689 | 1.7% | 54 | 0.9% | 3,453 | 1.3% |
| | 95-96 | 1,127 | 0.9% | 906 | 2.2% | 2,166 | 2.1% | 52 | 0.8% | 4,251 | 1.5% |
| | 96-97 | 1,171 | 0.9% | 870 | 2.1% | 2,289 | 2.1% | 70 | 1.0% | 4,400 | 1.5% |
| | 97-98 | 1,272 | 1.0% | 1,138 | 2.8% | 1,272 | 1.0% | 64 | 0.8% | 5,373 | 1.0% |
| 4 | 94-95 | 796 | 0.6% | 505 | 1.4% | 1,234 | 1.3% | 46 | 0.7% | 2,581 | 1.0% |
| | 95-96 | 874 | 0.7% | 579 | 1.5% | 1,456 | 1.4% | 43 | 0.6% | 2,952 | 1.0% |
| | 96-97 | 917 | 0.7% | 532 | 1.3% | 1,538 | 1.4% | 43 | 0.6% | 3,030 | 1.1% |
| | 97-98 | 952 | 0.8% | 727 | 1.8% | 1,806 | 1.7% | 61 | 0.8% | 3,546 | 1.3% |
| 5 | 94-95 | 728 | 0.6% | 448 | 1.3% | 1,017 | 1.1% | 30 | 0.5% | 2,223 | 0.9% |
| | 95-96 | 827 | 0.6% | 424 | 1.1% | 1,062 | 1.0% | 42 | 0.6% | 2,355 | 0.8% |
| | 96-97 | 820 | 0.6% | 339 | 0.9% | 1,081 | 1.0% | 32 | 0.4% | 2,272 | 0.8% |
| | 97-98 | 839 | 0.7% | 443 | 1.1% | 1,261 | 1.2% | 44 | 0.6% | 2,587 | 0.9% |
| 6 | 94-95 | 1,301 | 1.0% | 928 | 2.6% | 2,295 | 2.4% | 37 | 0.6% | 4,561 | 1.7% |
| | 95-96 | 1,320 | 1.0% | 1,016 | 2.6% | 2,450 | 2.5% | 35 | 0.5% | 4,821 | 1.7% |
| | 96-97 | 1,340 | 1.0% | 830 | 2.1% | 2,373 | 2.3% | 49 | 0.7% | 4,592 | 1.6% |
| | 97-98 | 1,407 | 1.1% | 900 | 2.3% | 2,458 | 2.4% | 43 | 0.6% | 4,808 | 1.7% |
| 7 | 94-95 | 1,937 | 1.5% | 1,442 | 4.0% | 3,581 | 3.8% | 73 | 1.1% | 7,033 | 2.7% |
| | 95-96 | 2,327 | 1.8% | 1,604 | 4.1% | 4,079 | 4.1% | 83 | 1.2% | 8,093 | 2.9% |
| | 96-97 | 2,130 | 1.6% | 1,454 | 3.7% | 3,933 | 3.8% | 67 | 0.9% | 7,584 | 2.7% |
| | 97-98 | 2,291 | 1.7% | 1,530 | 3.9% | 4,130 | 4.0% | 74 | 1.0% | 8,025 | 2.8% |
| 8 | 94-95 | 1,537 | 1.2% | 816 | 2.3% | 2,530 | 2.9% | 52 | 0.8% | 4,935 | 1.9% |
| | 95-96 | 1,772 | 1.4% | 929 | 2.5% | 2,969 | 3.1% | 66 | 1.0% | 5,736 | 2.1% |
| | 96-97 | 1,763 | 1.3% | 801 | 2.1% | 2,820 | 2.9% | 68 | 0.9% | 5,452 | 2.0% |
| | 97-98 | 1,812 | 1.4% | 1,006 | 2.7% | 2,921 | 3.0% | 76 | 1.0% | 5,815 | 2.1% |
| 9 | 94-95 | 11,764 | 9.2% | 9,190 | 23.2% | 23,944 | 25.0% | 534 | 7.8% | 45,432 | 16.8% |
| | 95-96 | 13,409 | 9.9% | 10,414 | 24.2% | 27,603 | 25.9% | 647 | 8.7% | 52,073 | 17.8% |
| | 96-97 | 13,229 | 9.6% | 10,506 | 24.2% | 29,076 | 25.9% | 669 | 8.5% | 53,480 | 17.8% |
| | 97-98 | 13,052 | 9.6% | 10,440 | 24.3% | 28,537 | 25.3% | 680 | 8.5% | 52,709 | 17.6% |
| 10 | 94-95 | 4,802 | 4.4% | 3,269 | 11.7% | 8,134 | 12.2% | 291 | 4.8% | 16,496 | 7.9% |
| | 95-96 | 5,597 | 4.8% | 3,559 | 11.4% | 8,451 | 11.6% | 356 | 5.3% | 17,963 | 7.9% |
| | 96-97 | 5,706 | 4.8% | 3,710 | 11.6% | 8,759 | 11.4% | 371 | 5.3% | 18,546 | 7.9% |
| | 97-98 | 5,179 | 4.4% | 3,546 | 11.3% | 8,213 | 10.4% | 333 | 4.6% | 17,271 | 7.3% |
| 11 | 94-95 | 3,247 | 3.4% | 1,702 | 7.7% | 4,275 | 8.2% | 227 | 4.1% | 9,451 | 5.4% |
| | 95-96 | 3,379 | 3.4% | 1,984 | 8.2% | 4,576 | 8.1% | 218 | 3.7% | 10,157 | 5.5% |
| | 96-97 | 3,373 | 3.2% | 2,171 | 8.3% | 4,788 | 7.9% | 237 | 3.8% | 10,569 | 5.4% |
| | 97-98 | 3,242 | 3.1% | 1,991 | 7.7% | 4,498 | 7.2% | 291 | 4.5% | 10,022 | 5.0% |
| 12 | 94-95 | 2,162 | 2.3% | 1,087 | 5.4% | 3,116 | 6.3% | 157 | 2.9% | 6,522 | 3.9% |
| | 95-96 | 2,370 | 2.5% | 1,338 | 6.2% | 3,373 | 6.6% | 153 | 2.7% | 7,234 | 4.2% |
| | 96-97 | 2,504 | 2.5% | 1,487 | 6.3% | 4,032 | 7.2% | 174 | 2.9% | 8,197 | 4.4% |
| | 97-98 | 2,397 | 2.3% | 1,805 | 7.0% | 3,639 | 6.1% | 185 | 2.9% | 8,026 | 4.1% |
| Total | 94-95 | 38,593 | 2.3% | 24,452 | 5.6% | 63,490 | 5.6% | 1,834 | 2.3% | 128,369 | 4.0% |
| | 95-96 | 43,302 | 2.7% | 27,871 | 5.9% | 71,453 | 5.8% | 2,057 | 2.3% | 144,683 | 4.3% |
| | 96-97 | 43,308 | 2.7% | 27,632 | 5.7% | 74,103 | 5.8% | 2,159 | 2.4% | 147,202 | 4.2% |
| | 97-98 | 42,987 | 2.7% | 29,362 | 6.1% | 76,343 | 5.9% | 2,261 | 2.4% | 150,953 | 4.3% |

Appendix B
Grade-level Retention by District Characteristic

APPENDIX B
GRADE-LEVEL RETENTION RATES BY DISTRICT CHARACTERISTICS

| NBR DIST | CATEGORY | 1997-98 RETAINED COUNT | 1997-98 RETENTION DENOMINATOR | 1997-98 RETENTION RATE |
|--|----------------------------|------------------------------|-------------------------------------|------------------------------|
| ENROLLMENT GROUPINGS | | | | |
| 9 | 50,000 AND OVER | 43,822 | 712,380 | 6.2 |
| 24 | 25,000 TO 49,999 | 29,383 | 767,014 | 3.8 |
| 47 | 10,000 TO 24,999 | 31,447 | 663,527 | 4.7 |
| 68 | 5,000 TO 9,999 | 15,291 | 403,919 | 3.8 |
| 84 | 3,000 TO 4,999 | 10,638 | 294,052 | 3.6 |
| 131 | 1,600 TO 2,999 | 9,692 | 259,981 | 3.7 |
| 122 | 1,000 TO 1,599 | 4,518 | 141,996 | 3.2 |
| 212 | 500 TO 999 | 3,754 | 142,472 | 2.6 |
| 364 | UNDER 500 | 2,408 | 85,289 | 2.8 |
| DISTRICT TYPE | | | | |
| 9 | MAJOR URBAN | 43,346 | 698,458 | 6.2 |
| 62 | MAJOR SUBURBAN | 36,858 | 969,669 | 3.8 |
| 37 | OTHER CENTRAL CITY | 25,368 | 575,423 | 4.4 |
| 92 | OTHER CC SUBURBAN | 13,669 | 329,477 | 4.1 |
| 77 | INDEPENDENT TOWN | 11,634 | 294,169 | 4.0 |
| 112 | NON-METRO FAST GROWING | 3,392 | 105,488 | 3.2 |
| 212 | NON-METRO STABLE | 12,448 | 342,610 | 3.6 |
| 441 | RURAL | 3,615 | 152,613 | 2.4 |
| 19 | CHARTERS | 623 | 2,723 | 22.9 |
| WEALTH (MEDIAN=\$138,394) | | | | |
| 103 | UNDER \$72,048 | 16,945 | 314,640 | 5.4 |
| 104 | \$72,048 TO \$86,173 | 7,759 | 217,547 | 3.6 |
| 104 | \$86,174 TO \$100,399 | 8,321 | 209,322 | 4.0 |
| 103 | \$100,400 TO \$118,211 | 9,190 | 199,944 | 4.6 |
| 104 | \$118,212 TO \$138,393 | 17,173 | 385,574 | 4.5 |
| 104 | \$138,394 TO \$159,616 | 20,250 | 532,424 | 3.8 |
| 103 | \$159,617 TO \$187,435 | 11,950 | 340,033 | 3.5 |
| 104 | \$187,436 TO \$245,409 | 31,268 | 609,369 | 5.1 |
| 104 | \$245,410 TO \$405,928 | 23,758 | 539,825 | 4.4 |
| 103 | OVER \$405,928 | 3,525 | 114,330 | 3.1 |
| 25 | NON-TAXING DISTRICTS | 814 | 7,622 | 10.7 |
| WEALTH (ST AVG=\$182,610) | | | | |
| 706 | UNDER \$182,610 | 89,309 | 2,116,015 | 4.2 |
| 330 | OVER \$182,610 | 60,830 | 1,346,993 | 4.5 |
| 25 | NON-TAXING DISTRICTS | 814 | 7,622 | 10.7 |
| WEALTH BY EQUAL PUPILS PER GROUP | | | | |
| 35 | UNDER \$49,946 | 10,633 | 174,755 | 6.1 |
| 80 | \$49,946 TO < \$73,713 | 7,321 | 176,565 | 4.1 |
| 85 | \$73,713 TO < \$85,384 | 6,466 | 174,109 | 3.7 |
| 92 | \$85,384 TO < \$96,937 | 7,448 | 186,430 | 4.0 |
| 113 | \$96,937 TO < \$116,872 | 7,040 | 176,291 | 4.0 |
| 35 | \$116,872 TO < \$123,649 | 9,181 | 171,161 | 5.4 |
| 54 | \$123,649 TO < \$134,475 | 7,047 | 166,563 | 4.2 |
| 46 | \$134,475 TO < \$141,674 | 7,092 | 157,626 | 4.5 |
| 33 | \$141,674 TO < \$150,435 | 6,472 | 164,846 | 3.9 |
| 27 | \$150,435 TO < \$155,559 | 6,809 | 181,648 | 3.7 |
| 44 | \$155,559 TO < \$164,971 | 6,019 | 176,348 | 3.4 |
| 44 | \$164,971 TO < \$176,790 | 7,026 | 180,355 | 3.9 |
| 56 | \$176,790 TO < \$194,068 | 5,220 | 157,792 | 3.3 |
| 42 | \$194,068 TO < \$218,578 | 7,116 | 190,246 | 3.7 |
| 6 | \$218,578 TO < \$222,445 | 15,544 | 194,262 | 8.0 |
| 35 | \$222,445 TO < \$243,498 | 6,335 | 177,062 | 3.6 |
| 23 | \$243,498 TO < \$264,441 | 12,496 | 213,353 | 5.9 |
| 48 | \$264,441 TO < \$325,651 | 8,487 | 200,852 | 4.2 |
| 55 | \$325,651 TO < \$465,535 | 4,146 | 176,586 | 2.3 |
| 83 | \$465,535 AND OVER | 2,241 | 66,158 | 3.4 |
| 25 | NON-TAXING DISTRICTS | 814 | 7,622 | 10.7 |
| TOTAL TAX EFFORT (ST AVG=\$1.4956) | | | | |
| 259 | UNDER \$1.3070 | 7,497 | 201,035 | 3.7 |
| 261 | \$1.3070 TO UNDER \$1.4201 | 37,749 | 746,597 | 5.1 |
| 237 | \$1.4201 TO UNDER \$1.5001 | 42,831 | 896,659 | 4.8 |
| 279 | \$1.5001 AND OVER | 62,062 | 1,618,717 | 3.8 |
| 25 | NON-TAXING DISTRICTS | 814 | 7,622 | 10.7 |
| M&O EFF. TAX EFFORT (ST AVG=\$1.3048) | | | | |
| 259 | UNDER \$1.1451 | 22,191 | 551,261 | 4.0 |
| 259 | \$1.1451 TO \$1.2704 | 34,737 | 840,833 | 4.1 |
| 259 | \$1.2705 TO \$1.3900 | 63,708 | 1,283,869 | 5.0 |
| 259 | \$1.3901 AND OVER | 29,503 | 787,045 | 3.7 |
| 25 | NON-TAXING DISTRICTS | 814 | 7,622 | 10.7 |
| 1,061 | STATE TOTAL | 150,953 | 3,470,630 | 4.3 |

APPENDIX B
GRADE-LEVEL RETENTION RATES BY DISTRICT CHARACTERISTICS

| NBR DIST | CATEGORY | 1997-98 RETAINED COUNT | 1997-98 RETENTION DENOMINATOR | 1997-98 RETENTION RATE |
|--|----------------------------|------------------------------|-------------------------------------|------------------------------|
| HIGHEST PROPERTY VALUE CATEGORY | | | | |
| 353 | RESIDENTIAL | 85,109 | 2,171,385 | 3.9 |
| 330 | LAND | 4,132 | 149,816 | 2.8 |
| 143 | OIL AND GAS | 3,441 | 104,127 | 3.3 |
| 210 | BUSINESS | 57,457 | 1,037,680 | 5.5 |
| 25 | NON-TAXING DISTRICTS | 814 | 7,622 | 10.7 |
| SMALL/SPARSE ADJUSTMENT (ST AVG=24.2%) | | | | |
| 158 | NO SMALL/SPARSE ADJUSTMENT | 117,271 | 2,475,747 | 4.7 |
| 225 | UNDER 7.5% | 23,534 | 627,481 | 3.8 |
| 226 | 7.5% TO UNDER 26.9% | 6,383 | 216,337 | 3.0 |
| 227 | 26.9% TO UNDER 35.6% | 2,491 | 96,677 | 2.6 |
| 225 | 35.6% AND OVER | 1,274 | 54,388 | 2.3 |
| CEI LEVEL (MEDIAN=1.07) | | | | |
| 179 | UNDER 1.05 | 2,950 | 101,149 | 2.9 |
| 267 | 1.05 TO UNDER 1.07 | 6,834 | 229,732 | 3.0 |
| 245 | 1.07 TO UNDER 1.09 | 9,607 | 286,114 | 3.4 |
| 150 | 1.09 TO 1.11 | 16,244 | 430,496 | 3.8 |
| 220 | 1.11 AND OVER | 115,318 | 2,423,139 | 4.8 |
| OPERATING COST/PUPIL (ST AVG=\$5,002) | | | | |
| 212 | UNDER \$4,757 | 42,941 | 1,152,926 | 3.7 |
| 212 | \$4,757 TO \$5,167 | 55,582 | 1,256,885 | 4.4 |
| 213 | \$5,168 TO \$5,636 | 44,945 | 790,672 | 5.7 |
| 212 | \$5,637 TO \$6,500 | 5,530 | 203,257 | 2.7 |
| 212 | OVER \$6,500 | 1,955 | 66,890 | 2.9 |
| ESC REGION | | | | |
| 39 | I EDINBURG | 13,776 | 251,808 | 5.5 |
| 44 | II CORPUS CHRISTI | 5,045 | 97,863 | 5.2 |
| 40 | III VICTORIA | 2,342 | 53,219 | 4.4 |
| 62 | IV HOUSTON | 37,415 | 725,611 | 5.2 |
| 29 | V BEAUMONT | 3,321 | 79,280 | 4.2 |
| 56 | VI HUNTSVILLE | 4,777 | 116,402 | 4.1 |
| 96 | VII KILGORE | 4,435 | 143,297 | 3.1 |
| 48 | VIII MT PLEASANT | 1,459 | 49,383 | 3.0 |
| 40 | IX WICHITA FALLS | 1,096 | 38,661 | 2.8 |
| 85 | X RICHARDSON | 20,665 | 491,651 | 4.2 |
| 77 | XI FORT WORTH | 12,617 | 344,982 | 3.7 |
| 79 | XII WACO | 4,728 | 116,421 | 4.1 |
| 58 | XIII AUSTIN | 8,139 | 223,525 | 3.6 |
| 43 | XIV ABILENE | 1,732 | 46,342 | 3.7 |
| 43 | XV SAN ANGELO | 1,546 | 47,001 | 3.3 |
| 65 | XVI AMARILLO | 2,155 | 72,946 | 3.0 |
| 59 | XVII LUBBOCK | 2,386 | 75,776 | 3.1 |
| 33 | XVIII MIDLAND | 2,985 | 76,183 | 3.9 |
| 12 | XIX EL PASO | 5,812 | 134,180 | 4.3 |
| 53 | XX SAN ANTONIO | 14,522 | 286,099 | 5.1 |
| TAAS: PCT PASSING ALL TESTS TAKEN | | | | |
| 2 | NO STUDENTS TESTED | 4 | 79 | 5.1 |
| 210 | UNDER 72.5% | 61,077 | 997,478 | 6.1 |
| 212 | 72.5% TO UNDER 78.7% | 32,531 | 755,575 | 4.3 |
| 212 | 78.7% TO UNDER 83.4% | 32,108 | 764,306 | 4.2 |
| 214 | 83.4% TO UNDER 88.2% | 16,634 | 583,013 | 2.9 |
| 211 | 88.2% AND OVER | 8,599 | 370,179 | 2.3 |
| SAT/ACT: PCT TAKING | | | | |
| 277 | 0% TO UNDER 55% | 47,680 | 907,979 | 5.3 |
| 319 | 55% TO UNDER 70% | 76,649 | 1,650,602 | 4.6 |
| 377 | 70% AND OVER | 26,012 | 897,289 | 2.9 |
| 88 | NO GRADUATES | 612 | 14,760 | 4.1 |
| SAT/ACT: PCT AT OR ABOVE CRITERION | | | | |
| 86 | NONE MET CRITERION | 1,141 | 33,866 | 3.4 |
| 118 | UNDER 10% | 20,419 | 422,643 | 4.8 |
| 265 | 10% TO UNDER 20% | 32,532 | 634,961 | 5.1 |
| 383 | 20% TO UNDER 35% | 76,200 | 1,710,199 | 4.5 |
| 114 | 35% AND OVER | 19,791 | 653,098 | 3.0 |
| 95 | NO TEST TAKERS | 870 | 15,863 | 5.5 |
| 1,061 | STATE TOTAL | 150,953 | 3,470,630 | 4.3 |

APPENDIX B
GRADE-LEVEL RETENTION RATES BY DISTRICT CHARACTERISTICS

| NBR DIST | CATEGORY | 1997-98 RETAINED COUNT | 1997-98 RETENTION DENOMINATOR | 1997-98 RETENTION RATE |
|---------------------------------------|----------------------------|------------------------------|-------------------------------------|------------------------------|
| DENSITY (ST AVG=14.33 PUPILS/SQ MI) | | | | |
| 496 | FEWER THAN 5 | 8,045 | 264,072 | 3.0 |
| 304 | 5 TO FEWER THAN 20 | 18,809 | 525,610 | 3.6 |
| 131 | 20 TO FEWER THAN 100 | 23,513 | 605,641 | 3.9 |
| 105 | 100 AND OVER | 99,772 | 2,067,685 | 4.8 |
| 25 | NON-TAXING DISTRICTS | 814 | 7,622 | 10.7 |
| PUPIL CHG:96/97-97/98 (ST AVG=1.65%) | | | | |
| 404 | DECLINING PUPILS | 41,608 | 921,369 | 4.5 |
| 338 | 0% TO UNDER 3% | 83,686 | 1,703,533 | 4.9 |
| 152 | 3% TO UNDER 6% | 16,668 | 521,802 | 3.2 |
| 99 | 6% TO UNDER 10% | 8,135 | 300,222 | 2.7 |
| 68 | 10% AND OVER | 856 | 23,704 | 3.6 |
| PCT AFRICAN AM PUPILS (ST AVG=14.4%) | | | | |
| 635 | UNDER 5% | 46,113 | 1,182,869 | 3.9 |
| 142 | 5% TO UNDER 10% | 26,001 | 734,100 | 3.5 |
| 134 | 10% TO UNDER 20% | 25,780 | 633,646 | 4.1 |
| 75 | 20% TO UNDER 30% | 9,108 | 243,527 | 3.7 |
| 54 | 30% TO UNDER 50% | 40,116 | 610,735 | 6.6 |
| 21 | 50% AND OVER | 3,835 | 65,753 | 5.8 |
| PCT HISPANIC PUPILS (ST AVG=37.9%) | | | | |
| 207 | UNDER 5% | 5,769 | 216,788 | 2.7 |
| 164 | 5% TO UNDER 10% | 9,270 | 324,143 | 2.9 |
| 219 | 10% TO UNDER 20% | 25,655 | 792,295 | 3.2 |
| 108 | 20% TO UNDER 30% | 12,289 | 328,956 | 3.7 |
| 164 | 30% TO UNDER 50% | 41,305 | 802,441 | 5.1 |
| 199 | 50% AND OVER | 56,665 | 1,006,007 | 5.6 |
| PCT MINORITY PUPILS (ST AVG=55.0%) | | | | |
| 59 | UNDER 5% | 865 | 42,883 | 2.0 |
| 115 | 5% TO UNDER 10% | 3,200 | 128,776 | 2.5 |
| 203 | 10% TO UNDER 20% | 7,869 | 299,599 | 2.6 |
| 152 | 20% TO UNDER 30% | 11,535 | 426,125 | 2.7 |
| 229 | 30% TO UNDER 50% | 26,785 | 721,665 | 3.7 |
| 303 | 50% AND OVER | 100,699 | 1,851,582 | 5.4 |
| PCT ECON DISADV (ST AVG=48.48%) | | | | |
| 92 | UNDER 20% | 10,478 | 451,418 | 2.3 |
| 125 | 20% TO UNDER 30% | 11,828 | 383,588 | 3.1 |
| 167 | 30% TO UNDER 40% | 16,541 | 449,057 | 3.7 |
| 445 | 40% TO UNDER 60% | 46,509 | 1,102,540 | 4.2 |
| 164 | 60% TO UNDER 80% | 46,716 | 755,544 | 6.2 |
| 68 | 80% AND OVER | 18,881 | 328,483 | 5.7 |
| AVG. TEACHER EXPER (ST AVG=11.8 YRS) | | | | |
| 265 | UNDER 10.5 YEARS | 22,838 | 563,904 | 4.0 |
| 265 | 10.5 TO UNDER 11.9 YEARS | 42,804 | 1,109,470 | 3.9 |
| 266 | 11.9 TO UNDER 13.4 YEARS | 65,817 | 1,309,654 | 5.0 |
| 265 | 13.4 YEARS AND OVER | 19,494 | 487,602 | 4.0 |
| AVG. TEACHER SALARY (ST AVG=\$33,537) | | | | |
| 265 | UNDER \$30,800 | 8,871 | 214,374 | 4.1 |
| 265 | \$30,800 TO UNDER \$32,030 | 16,078 | 472,884 | 3.4 |
| 266 | \$32,030 TO UNDER \$33,247 | 34,705 | 888,309 | 3.9 |
| 265 | \$33,247 AND OVER | 91,299 | 1,895,063 | 4.8 |
| PCT MINORITY TCHRS (ST AVG=24.8%) | | | | |
| 532 | UNDER 5% | 16,807 | 616,103 | 2.7 |
| 216 | 5% TO UNDER 10% | 23,802 | 760,563 | 3.1 |
| 151 | 10% TO UNDER 20% | 27,766 | 676,276 | 4.1 |
| 47 | 20% TO UNDER 30% | 13,384 | 279,538 | 4.8 |
| 39 | 30% TO UNDER 50% | 19,276 | 354,828 | 5.4 |
| 81 | 50% AND OVER | 49,918 | 783,322 | 6.4 |
| % TCHRS W ADV DEGREE (ST AVG=26.0%) | | | | |
| 265 | UNDER 13.8% | 8,920 | 230,569 | 3.9 |
| 265 | 13.8% TO UNDER 19.4% | 21,229 | 546,743 | 3.9 |
| 266 | 19.4% TO UNDER 26.6% | 46,391 | 1,073,996 | 4.3 |
| 265 | 26.6% AND OVER | 74,413 | 1,619,322 | 4.6 |
| 1,061 | STATE TOTAL | 150,953 | 3,470,630 | 4.3 |

Appendix B

Notes on 1997-98 District Characteristics

Enrollment Groupings

A nine-category grouping based on the total number of students enrolled by district as of the Public Education Information Management System (PEIMS) fall collection date (late October of each year). Enrollment excludes students who are served but not enrolled by districts.

District Type

Classification of school districts based on factors such as size, growth rates, and proximity to urban areas is listed below. Charter school districts form a separate category.

Major Urban. The state's largest metropolitan districts serving the Houston, Dallas, San Antonio, Fort Worth, Austin, and El Paso areas.

Major Suburban. Other districts in and around the major urban areas.

Other Central City. Major districts in other large Texas cities.

Other Central City Suburban. Other districts in and around the other large, but not major, Texas cities.

Independent Town. Largest districts in counties with populations of 25,000 to 100,000.

Non-Metro: Fast Growing. Districts not fitting in any of the above categories but exhibiting a five-year growth rate of at least 20 percent with at least 300 students enrolled.

Non-Metro: Stable. Districts not fitting in any of the above categories but with an enrollment exceeding the state median.

Rural. Districts not fitting in any of the above categories; districts either with an enrollment between 300 and the state median and a growth rate less than 20 percent, or with an enrollment less than 300.

Charter School Districts. The open-enrollment school districts chartered by the State Board of Education. Charter schools operate in facilities of commercial or nonprofit entities or school districts.

Wealth

Total taxable property value divided by enrollment, which indicates district ability to raise local funds on a per pupil basis. The property value used is total taxable value for the last completed calendar year—i.e., 1997, as determined by the Comptroller's Property Tax Division (CPTD). Enrollment is for the 1997-98 school year. The first wealth grouping shows 10 categories; the second simply shows districts above and below state average wealth; the third is a 20-category grouping, with each category representing about five percent of the state's students. The special statutory and charter school districts without taxable property wealth form a separate category in all three wealth groupings.

Total Tax Effort

A four-category tax effort grouping of districts defined by the total effective tax rate, which was determined by dividing the last completed calendar year's total levy amount by that year's CPTD total taxable property value. Rates are expressed per \$100 of taxable value. A fifth category is reserved for the special statutory and charter school districts without property tax levies.

Maintenance and Operations (M&O) Effective Tax Effort

A four-category tax effort grouping of districts showing the M&O effective tax rate, which was determined by dividing the last completed calendar year's M&O levy amount by that year's CPTD total taxable property value. The M&O rates shown include money generated by districts for equalizing wealth. A fifth category is reserved for the special statutory and charter school districts without property tax levies.

Highest Property Value Category

A four-category CPTD classification based on property use. A district is placed into the category that represents its greatest total property value. A fifth category is reserved for the special statutory and charter school districts without taxable property wealth.

Residential. Single-family, multi-family, and residential inventory.

Land. Vacant lots and rural real property (taxable).

Oil and Gas. Oil, gas, and minerals.

Business. Commercial and industrial real property, commercial and industrial personal property, and utilities.

Small/Sparse Adjustment

A four-category grouping of districts based on the small/sparse adjustment amount as a percentage of the total adjusted basic allotment amount. The small/sparse percent-

age represents the extent to which state funding is adjusted to compensate for small and/or sparsely populated districts. A fifth category is reserved for districts receiving no small/sparse adjustment.

Cost of Education Index (CEI) Level

A five-category grouping of districts based on the Cost of Education Index level. It reflects geographic variations in costs and prices outside district control. The current index, which has a minimum value of 1.0 and a maximum of 1.2, was first implemented in 1991-92.

Operating Cost Per Pupil

A five-category grouping of districts based on operating cost per student. Operating costs are the sum of all expenditures budgeted for the operation of the district for all funds. The operating expenditures are a subset of the total expenditures; they do not include debt service, capital outlay, or ancillary services expenditures. Per student amounts are the school year expenditures divided by enrollment. The source for budgeted expenditures is the fall PEIMS submission.

Education Service Center (ESC) Region

The state is divided into 20 geographic regions, each served by an Education Service Center. This category reflects the ESC region from which the district receives services, not the geographically assigned ESC region. For the vast majority of districts, these are the same.

TAAS: Percent Passing All Tests Taken

A five-category grouping of districts based on the percentage of students passing the 1998 Texas Assessment of Academic Skills (TAAS). For Grades 3-8 and 10, the total number of students passing all sections of the TAAS taken is expressed as a percentage of the total number of students taking one or more tests. This percentage (a) excludes students taking the test in Spanish and special education students; and (b) includes only those students in the district in October of the school year. These are the results used for accountability purposes. A sixth category is reserved for districts not administering the test.

SAT/ACT: Percent Taking

A three-category grouping based on the percentage of 1996-97 graduates taking the SAT I and/or the ACT assessment. A fourth category is reserved for districts that had no graduates.

SAT/ACT: Percent Scoring At or Above Criterion

A five-category grouping based on the percentage of 1996-97 examinees who scored at or above the criterion (1110 on the SAT I Total and/or 24 on the ACT Composite) on the SAT I and/or ACT. The number meeting the criterion is divided by the number of examinees. A sixth category is reserved for districts that had no examinees.

Density

A four-category grouping based on density, or the number of students enrolled per square mile. District square miles were determined through a joint effort by the State Property Tax Board (SPTB, now the CPTD), the Texas Education Agency, and the Texas Water Commission (TWC). Maps provided by districts to the SPTB were digitized by TWC to determine acreage. A fifth category is reserved for the special statutory and charter school districts without available mileage information.

Pupil Change from Prior Year

A five-category grouping based on the growth or decline in district student population over a one-year period. Districts with declining enrollment represent one category, while the remaining categories show one-year growth rates ranging from "0%-3%" to "10% and over."

Percent African American, Hispanic, and Minority Pupils

Three six-category groupings based on the ethnic composition of district student populations, as reported in PEIMS. Minority percentage is calculated as the sum of all non-White populations expressed as a percentage of the total. Non-White populations include American Indian or Alaskan Native; Asian or Pacific Islander; African American, not of Hispanic origin; and Hispanic.

Percent Economically Disadvantaged Pupils

A six-category grouping based on the percentage of students enrolled in the district who are classified as economically disadvantaged in PEIMS as follows:

- a) eligible for free or reduced-price meals under the National School Lunch and Child Nutrition Program;
- b) from a family with an annual income at/below the federal poverty line;
- c) eligible for AFDC or other public assistance;
- d) recipient of a Pell Grant or comparable state need-based financial assistance program; or
- e) eligible for programs assisted under Title II of the Job Training Partnership Act.

Average Teacher Experience

A four-category grouping based on average years of teacher experience. This average is computed by taking the total years of professional experience for each district teacher, multiplying by each teacher's full-time-equivalent (FTE) count, summing these products for the whole district, and dividing by the total teacher FTE count.

Average Teacher Salary

A four-category grouping based on average district teacher salary. This average is computed as the total salary of teachers divided by the total teacher FTE count. Total salary amount does not include any other supplement.

Percent Minority Teachers

A six-category grouping based on the minority composition of district teaching populations. Minority percentage is calculated by summing all non-White teacher FTEs and dividing by the total teacher FTEs.

Percent Teachers with Advanced Degrees

A four-category grouping based on district percentage of teachers with advanced degrees. This percentage is computed as the FTE count of teachers with a master's or doctoral degree divided by the total teacher FTE count.

Appendix C
Grade-level Retention by Campus Characteristic

APPENDIX C
GRADE-LEVEL RETENTION RATES BY CAMPUS CHARACTERISTICS

| NBR CAMP | CATEGORY | 1997-98 RETAINED COUNT | 1997-98 RETENTION DENOMINATOR | 1997-98 RETENTION RATE |
|--------------------------------------|----------------------------|------------------------------|-------------------------------------|------------------------------|
| CAMPUS TYPE | | | | |
| 3,665 | ELEMENTARY SCHOOLS | 44,044 | 1,709,997 | 2.6 |
| 1,367 | MIDDLE & JR. HIGH SCHOOLS | 17,628 | 785,949 | 2.2 |
| 1,524 | HIGH SCHOOLS | 82,602 | 899,573 | 9.2 |
| 413 | K - 12 SCHOOLS | 6,313 | 73,406 | 8.6 |
| CAMPUS ACCOUNTABILITY RATING | | | | |
| 1,048 | EXEMPLARY | 9,711 | 502,966 | 1.9 |
| 1,666 | RECOGNIZED | 21,903 | 800,111 | 2.7 |
| 3,364 | ACCEPTABLE | 103,956 | 2,078,414 | 5.0 |
| 59 | LOW-PERFORMING | 3,643 | 34,979 | 10.4 |
| 405 | ALTERNATIVE EDUCATION | 7,874 | 28,590 | 27.5 |
| 66 | NOT-RATED (EE-KG) | 320 | 13,234 | 2.4 |
| 358 | NOT APPLICABLE | 3,162 | 10,369 | 30.5 |
| 3 | NOT-RATED CHARTERS | 18 | 262 | 6.9 |
| AVG. TEACHER EXPER (ST AVG=11.8 YRS) | | | | |
| 1,331 | UNDER 9.3 YEARS | 18,667 | 577,835 | 3.2 |
| 1,355 | 9.3 TO UNDER 11.1 YEARS | 22,863 | 709,964 | 3.2 |
| 1,357 | 11.1 TO UNDER 12.5 YEARS | 31,437 | 739,441 | 4.3 |
| 1,361 | 12.5 TO UNDER 14.1 YEARS | 41,127 | 774,326 | 5.3 |
| 1,353 | 14.1 YEARS AND OVER | 34,281 | 661,426 | 5.2 |
| 212 | NOT APPLICABLE | 2,212 | 5,933 | 37.3 |
| PCT TCHRS W/ADV DEG (ST AVG=26.0%) | | | | |
| 1,291 | UNDER 14.2% | 15,411 | 532,565 | 2.9 |
| 1,289 | 14.2% TO UNDER 20.2% | 19,807 | 625,838 | 3.2 |
| 1,298 | 20.2% TO UNDER 26.7% | 25,763 | 699,431 | 3.7 |
| 1,304 | 26.7% TO UNDER 35.5% | 41,089 | 828,103 | 5.0 |
| 1,283 | 35.5% AND OVER | 44,647 | 747,779 | 6.0 |
| 504 | NOT APPLICABLE | 3,870 | 35,209 | 11.0 |
| PCT MINORITY TCHRS (ST AVG=24.8%) | | | | |
| 1,178 | NONE | 8,140 | 240,279 | 3.4 |
| 1,423 | UNDER 5.7% | 19,355 | 713,038 | 2.7 |
| 1,379 | 5.7% TO UNDER 14.0% | 30,896 | 828,393 | 3.7 |
| 1,456 | 14.0% TO UNDER 41.2% | 42,565 | 829,554 | 5.1 |
| 1,533 | 41.2% AND OVER | 49,631 | 857,661 | 5.8 |
| PCT AFRICAN AM TCHRS (ST AVG=8.1%) | | | | |
| 3,444 | NONE | 39,533 | 1,213,600 | 3.3 |
| 884 | UNDER 3.4% | 30,493 | 722,169 | 4.2 |
| 882 | 3.4% TO UNDER 6.8% | 22,582 | 548,819 | 4.1 |
| 884 | 6.8% TO UNDER 17.4% | 22,658 | 492,460 | 4.6 |
| 875 | 17.4% AND OVER | 35,321 | 491,877 | 7.2 |
| PCT HISPANIC TCHRS (ST AVG=15.8%) | | | | |
| 2,536 | NONE | 24,079 | 755,606 | 3.2 |
| 1,115 | UNDER 4.0% | 32,390 | 794,402 | 4.1 |
| 1,109 | 4.0% TO UNDER 9.3% | 31,804 | 676,144 | 4.7 |
| 1,103 | 9.3% TO UNDER 33.2% | 32,016 | 628,632 | 5.1 |
| 1,106 | 33.2% AND OVER | 30,298 | 614,141 | 4.9 |
| AVERAGE TEACHER SALARY | | | | |
| 1,336 | UNDER \$30,788 | 14,324 | 450,667 | 3.2 |
| 1,354 | \$30,788 TO UNDER \$32,283 | 20,041 | 637,533 | 3.1 |
| 1,358 | \$32,283 TO UNDER \$33,596 | 24,503 | 723,169 | 3.4 |
| 1,360 | \$33,596 TO UNDER \$35,328 | 37,299 | 795,503 | 4.7 |
| 1,349 | \$35,328 AND OVER | 52,208 | 856,120 | 6.1 |
| 212 | NOT APPLICABLE | 2,212 | 5,933 | 37.3 |
| AVG. STU/TCHR RATIO (ST AVG=15.3) | | | | |
| 1,345 | UNDER 12.3 | 12,702 | 248,527 | 5.1 |
| 1,359 | 12.3 TO UNDER 14.3 | 24,357 | 600,849 | 4.1 |
| 1,359 | 14.3 TO UNDER 15.7 | 31,390 | 772,999 | 4.1 |
| 1,360 | 15.7 TO UNDER 17.1 | 36,200 | 924,726 | 3.9 |
| 1,334 | 17.1 AND OVER | 43,726 | 915,891 | 4.8 |
| 212 | NOT APPLICABLE | 2,212 | 5,933 | 37.3 |
| INSTRUCTIONAL COST/PUPIL | | | | |
| 1,318 | UNDER \$2,507 | 29,678 | 785,825 | 3.8 |
| 1,351 | \$2,507 TO UNDER \$2,774 | 31,694 | 853,762 | 3.7 |
| 1,353 | \$2,774 TO UNDER \$3,050 | 37,912 | 836,718 | 4.5 |
| 1,348 | \$3,050 TO UNDER \$3,536 | 31,585 | 674,470 | 4.7 |
| 1,342 | \$3,536 AND OVER | 18,311 | 309,929 | 5.9 |
| 257 | NO INSTRUCTIONAL COSTS | 1,407 | 8,221 | 17.1 |
| 7,074 | ALL CAMPUSES | 150,953 | 3,470,630 | 4.3 |

APPENDIX C
GRADE-LEVEL RETENTION RATES BY CAMPUS CHARACTERISTICS

| NBR CAMP | CATEGORY | 1997-98 RETAINED COUNT | 1997-98 RETENTION DENOMINATOR | 1997-98 RETENTION RATE |
|---------------------------------------|------------------------|------------------------------|-------------------------------------|------------------------------|
| ENROLLMENT GROUPINGS | | | | |
| 1,381 | 800 AND OVER | 88,896 | 1,525,862 | 5.8 |
| 1,163 | 600 TO UNDER 800 | 19,209 | 719,756 | 2.7 |
| 1,607 | 400 TO UNDER 600 | 20,151 | 719,317 | 2.8 |
| 1,439 | 200 TO UNDER 400 | 11,836 | 391,862 | 3.0 |
| 1,379 | UNDER 200 | 10,495 | 112,128 | 9.4 |
| PCT MINORITY PUPILS (ST AVG=55.0%) | | | | |
| 1,503 | UNDER 20% | 14,679 | 632,655 | 2.3 |
| 1,113 | 20% TO UNDER 35% | 18,418 | 583,920 | 3.2 |
| 1,232 | 35% TO UNDER 55% | 25,711 | 634,248 | 4.1 |
| 1,429 | 55% TO UNDER 85% | 36,856 | 706,641 | 5.2 |
| 1,692 | 85% AND OVER | 54,923 | 911,461 | 6.0 |
| PCT AFRICAN AM PUPILS (ST AVG=14.4%) | | | | |
| 1,765 | UNDER 1% | 28,673 | 689,036 | 4.2 |
| 1,244 | 1% TO UNDER 4% | 22,267 | 656,283 | 3.4 |
| 1,347 | 4% TO UNDER 10% | 30,706 | 795,266 | 3.9 |
| 1,057 | 10% TO UNDER 20% | 25,055 | 561,903 | 4.5 |
| 1,556 | 20% AND OVER | 43,886 | 766,437 | 5.7 |
| PCT HISPANIC PUPILS (ST AVG=37.9%) | | | | |
| 1,135 | UNDER 6% | 12,445 | 464,908 | 2.7 |
| 1,404 | 6% TO UNDER 15% | 25,872 | 737,559 | 3.5 |
| 1,295 | 15% TO UNDER 30% | 30,161 | 701,308 | 4.3 |
| 1,451 | 30% TO UNDER 60% | 33,426 | 685,275 | 4.9 |
| 1,684 | 60% AND OVER | 48,683 | 879,875 | 5.5 |
| PCT INCREASE IN PUPILS (96/97-97/98) | | | | |
| 1,335 | UNDER -5.3% | 21,469 | 494,476 | 4.3 |
| 1,337 | -5.3% TO UNDER -1.1% | 28,353 | 696,675 | 4.1 |
| 1,327 | -1.1% TO UNDER 2.1% | 32,763 | 766,134 | 4.3 |
| 1,367 | 2.1% TO UNDER 6.5% | 38,704 | 848,159 | 4.6 |
| 1,347 | 6.5% AND OVER | 26,590 | 606,066 | 4.4 |
| 256 | NEW CAMPUSES | 2,708 | 57,415 | 4.7 |
| PCT ECON DISADV PUPILS (ST AVG=48.5%) | | | | |
| 1,374 | UNDER 22.2% | 29,477 | 822,549 | 3.6 |
| 1,409 | 22.2% TO UNDER 40.9% | 30,813 | 710,412 | 4.3 |
| 1,409 | 40.9% TO UNDER 57.5% | 29,923 | 636,368 | 4.7 |
| 1,403 | 57.5% TO UNDER 80.2% | 31,899 | 635,968 | 5.0 |
| 1,374 | 80.2% AND OVER | 28,475 | 663,628 | 4.3 |
| TAAS: PCT PASSING ALL TESTS TAKEN | | | | |
| 1,293 | UNDER 65.1% | 48,290 | 638,933 | 7.6 |
| 1,303 | 65.1% TO UNDER 75.8% | 39,503 | 772,951 | 5.1 |
| 1,297 | 75.8% TO UNDER 82.8% | 27,210 | 711,608 | 3.8 |
| 1,296 | 82.8% TO UNDER 88.9% | 18,523 | 673,385 | 2.8 |
| 1,298 | 88.9% AND OVER | 12,180 | 645,190 | 1.9 |
| 482 | TAAAS NOT ADMINISTERED | 4,881 | 26,858 | 18.2 |
| AVERAGE DROPOUT RATE (96-97) | | | | |
| 2,114 | UNDER 1.0% | 40,298 | 1,029,765 | 3.9 |
| 736 | 1.0% TO UNDER 3.5% | 52,595 | 592,221 | 8.9 |
| 139 | 3.5% TO UNDER 6.0% | 7,898 | 58,306 | 13.5 |
| 186 | 6.0% AND OVER | 4,402 | 16,667 | 26.4 |
| 3,794 | NOT APPLICABLE | 45,394 | 1,771,966 | 2.6 |
| SAT/ACT: PCT TAKING (96-97) | | | | |
| 282 | UNDER 33.3% | 7,771 | 43,334 | 17.9 |
| 290 | 33.3% TO UNDER 54.7% | 22,771 | 208,808 | 10.9 |
| 284 | 54.7% TO UNDER 66.7% | 23,527 | 252,450 | 9.3 |
| 290 | 66.7% TO UNDER 78.1% | 16,514 | 225,981 | 7.3 |
| 286 | 78.1% AND OVER | 8,724 | 179,520 | 4.9 |
| 5,537 | NO GRADUATES | 71,280 | 2,558,832 | 2.8 |
| SAT/ACT: PCT >= CRITERION (96-97) | | | | |
| 246 | UNDER 7.2% | 17,783 | 137,317 | 13.0 |
| 247 | 7.2% TO UNDER 16.4% | 14,153 | 143,042 | 9.9 |
| 246 | 16.4% TO UNDER 23.0% | 12,856 | 151,905 | 8.5 |
| 244 | 23.0% TO UNDER 31.2% | 15,515 | 209,088 | 7.4 |
| 250 | 31.2% AND OVER | 16,090 | 258,006 | 6.2 |
| 5,736 | NO TEST TAKERS | 74,190 | 2,569,567 | 2.9 |
| 7,074 | ALL CAMPUSES | 150,953 | 3,470,630 | 4.3 |

Appendix C

Notes on 1997-98 Campus Characteristics

Campus Type

Campuses are classified into four categories based on the range of grades offered. Total membership, as reported to the Texas Education Agency (TEA), is used to construct grade ranges. The categories are:

1. Elementary Schools
2. Middle and Junior High Schools
3. High Schools
4. K-12 Schools

Campus Accountability Rating

This category refers to the campus rating based on the 1998 accountability system. A campus' rating is based on performance on the Texas Assessment of Academic Skills (TAAS), the dropout rate, and the attendance rate. The four levels of accountability ratings for campuses and the *general* conditions of each of the criteria for 1998 are as shown.

| 1998 Rating | TAAS Passing | Dropout Rate | Attendance Rate |
|----------------|-----------------|-----------------|--------------------|
| Exemplary | >=90% | <=1.0% | >=94% |
| Recognized | >=80% | <=3.5% | >=94% |
| Acceptable | >=40% | <=6.0% | >=94% |
| Low-Performing | <40% | >6.0% | >=94% |

Some campuses are shown as "Alternative Education," "Not Rated," or "Not Applicable." Campuses classified as "Alternative Education" are evaluated separately under an alternative education accountability system. "Not Rated" campuses include first-year charter schools, or the prekindergarten, kindergarten, or early education centers that are not rated because standardized test data are not available at those grade levels. "Not Applicable" campuses are those with insufficient data to evaluate.

Average Teacher Experience

A five-category grouping based on average years of teacher experience. This average is computed as total years of professional experience for all campus teachers divided by the total teacher full-time equivalent (FTE) count. A sixth category, "Not Applicable," is reserved for campuses reporting enrollment but not teachers.

Percent Teachers with Advanced Degrees

A five-category grouping based on district percentage of teachers with advanced

degrees. This percentage is computed as the FTE count of teachers with master's or doctoral degrees divided by the total teacher FTE count. A sixth category, "Not Applicable," is reserved for campuses with unreported teacher FTEs or campuses with no teachers with advanced degrees.

Percent Minority, African American, and Hispanic Teachers

Three five-category groupings based on the ethnic composition of campus teacher populations, as reported in the Public Education Information Management System (PEIMS). Minority percent is calculated as the sum of all non-White teacher FTEs expressed as a percentage of the total teacher FTE count. Non-White populations include American Indian or Alaskan Native; Asian or Pacific Islander; African American, not of Hispanic origin; and Hispanic.

Average Teacher Salary

A five-category grouping based on average campus teacher salary. This average is computed as the total salary of teachers divided by the total teacher FTE count. Total salary amount does not include any other supplement. A sixth category, "Not Applicable," is reserved for campuses reporting enrollment but not teachers.

Average Student/Teacher Ratio

A five-category grouping based on average student/teacher ratio. This average is computed as the total number of students in membership at each campus divided by the total teacher FTE count at the campus. A sixth category, "Not Applicable," is reserved for campuses reporting enrollment but not teachers.

Instructional Cost Per Pupil

A six-category grouping of campuses based on the instructional cost per pupil. Instructional costs are the sum of expenditures budgeted for all activities dealing directly with the instruction of pupils, including instruction through the use of computers, and managing, directing, supervising, and providing leadership for staff who provide instructional services. The per pupil amounts are the current school year budgeted expenditures divided by the current number of students in membership.

Enrollment Groupings

A five-category grouping based on the total number of students in membership at each campus as of the PEIMS fall collection date (late October of each year). Enrollment excludes students who are served by the campus but not in membership at that campus.

Percent Minority, African American, and Hispanic Pupils

Three five-category groupings based on the ethnic composition of campus student populations, as reported in PEIMS. Minority percent is calculated as the sum of all non-White student populations expressed as a percentage of the total. Non-White populations include American Indian or Alaskan Native; Asian or Pacific Islander; African American, not of Hispanic origin; and Hispanic.

Percent Increase in Pupils (96/97 - 97/98)

A five-category grouping of campuses based on the growth or decline in student population over a one-year period. A sixth category, "New Campuses," is reserved for campuses reporting students in the fall of 1997 for the first time.

Percent Economically Disadvantaged Pupils

A five-category grouping based on the percentage of students enrolled at each campus who are identified as economically disadvantaged in PEIMS as follows:

- a) eligible for free or reduced-price meals under the National School Lunch and Child Nutrition Program;
- b) from a family with annual income at or below the federal poverty line;
- c) eligible for Aid to Families with Dependent Children (AFDC) or other public assistance;
- d) recipient of a Pell Grant or comparable state program of need-based financial assistance; or
- e) eligible for programs assisted under Title II of the Job Training Partnership Act.

TAAS: Percent Passing All Tests Taken

A five-category grouping of campuses based on the percentage of students passing the 1998 TAAS. For Grades 3-8 and 10, the total number of students passing all sections taken of the TAAS is expressed as a percentage of the total number of students taking one or more tests. This percentage (a) excludes students taking the test in Spanish and special education students; and (b) includes only those students enrolled in the district in October of the school year. These are the results used for accountability purposes. A sixth category is reserved for campuses not administering the test.

Average Dropout Rate (96-97)

A four-category grouping of campuses based on the total number of dropouts in Grades 7-12 expressed as a percentage of the total number of students in membership in Grades 7-12. A fifth category, "Not Applicable," is reserved for elementary-grade campuses.

SAT/ACT: Percent Taking

A five-category grouping based on the percentage of 1996-97 graduates taking the SAT I and/or the ACT Assessment. A sixth category is reserved for campuses that had no graduates.

SAT/ACT: Percent Scoring At or Above Criterion

A five-category grouping based on the percentage of 1996-97 examinees who scored at or above the criterion (1110 on the SAT I Total and/or 24 on the ACT Composite) for the SAT I and/or ACT. The number meeting the criterion is divided by the number of examinees. A sixth category is reserved for campuses that had no examinees.

Appendix D
District Grade-level Retention by Grade

APPENDIX D
1997-98 RETENTION RATES
DISTRICT RETENTION RATES BY GRADE

| COUNTY | DISTRICT | GRADE | 97-98 TOTAL RETAINED | 97-98 RETENTION RATE | COUNTY | DISTRICT | GRADE | 97-98 TOTAL RETAINED | 97-98 RETENTION RATE |
|----------|---------------|-------|----------------------------|----------------------------|----------------------|--------------|-------|----------------------------|----------------------------|
| ANDERSON | CAYUGA ISD | ALL | 13 | 2.2 | ANDERSON (cont'd) | SLOCUM ISD | ALL | 7 | 2.1 |
| | | KG | - | 8.7 | | | KG | 0 | 0.0 |
| | | 01 | - | 2.8 | | | 01 | - | 4.3 |
| | | 02 | - | 2.3 | | | 02 | 0 | 0.0 |
| | | 03 | 0 | 0.0 | | | 03 | 0 | 0.0 |
| | | 04 | - | 2.4 | | | 04 | 0 | 0.0 |
| | | 05 | 0 | 0.0 | | | 05 | 0 | 0.0 |
| | | 06 | 0 | 0.0 | | | 06 | 0 | 0.0 |
| | | 07 | 0 | 0.0 | | | 07 | 0 | 0.0 |
| | | 08 | 0 | 0.0 | | | 08 | 0 | 0.0 |
| | | 09 | - | 9.8 | | | 09 | 6 | 20.0 |
| | | 10 | - | 2.1 | | | 10 | 0 | 0.0 |
| 11 | 0 | 0.0 | 11 | 0 | 0.0 | | | | |
| 12 | - | 1.9 | 12 | 0 | 0.0 | | | | |
| | ELKHART ISD | ALL | 16 | 1.6 | | WESTWOOD ISD | ALL | 64 | 3.9 |
| | | KG | - | 1.4 | | | KG | 5 | 4.1 |
| | | 01 | - | 3.5 | | | 01 | 13 | 9.3 |
| | | 02 | - | 1.6 | | | 02 | - | 1.5 |
| | | 03 | 0 | 0.0 | | | 03 | - | 2.0 |
| | | 04 | - | 2.3 | | | 04 | - | 0.8 |
| | | 05 | 0 | 0.0 | | | 05 | 0 | 0.0 |
| | | 06 | 0 | 0.0 | | | 06 | - | 0.8 |
| | | 07 | 0 | 0.0 | | | 07 | 0 | 0.0 |
| | | 08 | 0 | 0.0 | | | 08 | - | 2.3 |
| | | 09 | - | 4.6 | | | 09 | 22 | 14.8 |
| | | 10 | - | 5.8 | | | 10 | 8 | 7.2 |
| 11 | - | 1.4 | 11 | - | 4.7 | | | | |
| 12 | 0 | 0.0 | 12 | - | 1.9 | | | | |
| | FRANKSTON ISD | ALL | 7 | 1.0 | ANDREWS | ANDREWS ISD | ALL | 35 | 1.1 |
| | | KG | 0 | 0.0 | | | KG | - | 0.9 |
| | | 01 | 0 | 0.0 | | | 01 | 16 | 7.2 |
| | | 02 | 0 | 0.0 | | | 02 | - | 0.9 |
| | | 03 | 0 | 0.0 | | | 03 | - | 1.1 |
| | | 04 | 0 | 0.0 | | | 04 | - | 0.4 |
| | | 05 | 0 | 0.0 | | | 05 | - | 0.4 |
| | | 06 | 0 | 0.0 | | | 06 | - | 0.4 |
| | | 07 | 0 | 0.0 | | | 07 | 0 | 0.0 |
| | | 08 | 0 | 0.0 | | | 08 | 0 | 0.0 |
| | | 09 | - | 2.8 | | | 09 | - | 0.3 |
| | | 10 | - | 7.5 | | | 10 | 0 | 0.0 |
| 11 | 0 | 0.0 | 11 | - | 1.5 | | | | |
| 12 | - | 1.9 | 12 | 5 | 2.7 | | | | |
| | NECHES ISD | ALL | - | 1.0 | ANGELINA | CENTRAL ISD | ALL | 40 | 2.6 |
| | | KG | 0 | 0.0 | | | KG | 5 | 3.5 |
| | | 01 | - | 3.6 | | | 01 | - | 1.6 |
| | | 02 | 0 | 0.0 | | | 02 | 0 | 0.0 |
| | | 03 | 0 | 0.0 | | | 03 | 0 | 0.0 |
| | | 04 | - | 3.1 | | | 04 | 0 | 0.0 |
| | | 05 | 0 | 0.0 | | | 05 | - | 0.9 |
| | | 06 | 0 | 0.0 | | | 06 | - | 0.8 |
| | | 07 | - | 5.9 | | | 07 | - | 2.6 |
| | | 08 | 0 | 0.0 | | | 08 | - | 0.9 |
| | | 09 | 0 | 0.0 | | | 09 | 14 | 12.1 |
| | | 10 | 0 | 0.0 | | | 10 | 9 | 9.4 |
| 11 | 0 | 0.0 | 11 | - | 4.3 | | | | |
| 12 | 0 | 0.0 | 12 | 0 | 0.0 | | | | |
| | PALESTINE ISD | ALL | 164 | 4.9 | | DIBOLL ISD | ALL | 45 | 2.7 |
| | | KG | 8 | 3.1 | | | KG | 6 | 4.4 |
| | | 01 | 18 | 6.9 | | | 01 | 6 | 3.8 |
| | | 02 | 9 | 3.0 | | | 02 | 5 | 3.8 |
| | | 03 | - | 0.8 | | | 03 | 6 | 4.3 |
| | | 04 | 6 | 2.4 | | | 04 | 0 | 0.0 |
| | | 05 | - | 0.8 | | | 05 | 0 | 0.0 |
| | | 06 | - | 1.4 | | | 06 | - | 1.7 |
| | | 07 | 11 | 4.1 | | | 07 | 0 | 0.0 |
| | | 08 | 6 | 2.1 | | | 08 | - | 1.8 |
| | | 09 | 65 | 19.5 | | | 09 | 10 | 7.2 |
| | | 10 | 18 | 9.4 | | | 10 | - | 3.0 |
| 11 | 11 | 4.9 | 11 | - | 3.7 | | | | |
| 12 | - | 2.1 | 12 | 0 | 0.0 | | | | |

NOTE: A DASH (-) INDICATES DATA ARE NOT REPORTED TO PROTECT STUDENT ANONYMITY.

APPENDIX D
1997-98 RETENTION RATES
DISTRICT RETENTION RATES BY GRADE

| COUNTY | DISTRICT | GRADE | 97-98 TOTAL RETAINED | 97-98 RETENTION RATE | COUNTY | DISTRICT | GRADE | 97-98 TOTAL RETAINED | 97-98 RETENTION RATE |
|----------------------|----------------|-------|----------------------------|----------------------------|-----------|-----------------|-------|----------------------------|----------------------------|
| ANGELINA (cont'd) | HUDSON ISD | ALL | 37 | 1.9 | ARCHER | ARCHER CITY ISD | ALL | 17 | 3.0 |
| | | KG | - | 2.6 | | | KG | - | 9.3 |
| | | 01 | 10 | 6.5 | | | 01 | 0 | 0.0 |
| | | 02 | - | 1.2 | | | 02 | - | 2.2 |
| | | 03 | 0 | 0.0 | | | 03 | - | 2.3 |
| | | 04 | - | 0.6 | | | 04 | - | 2.4 |
| | | 05 | 0 | 0.0 | | | 05 | - | 2.2 |
| | | 06 | - | 0.6 | | | 06 | 0 | 0.0 |
| | | 07 | - | 1.1 | | | 07 | - | 1.9 |
| | | 08 | 0 | 0.0 | | | 08 | - | 5.9 |
| | | 09 | - | 2.2 | | | 09 | - | 6.3 |
| | | 10 | 5 | 3.2 | | | 10 | - | 5.1 |
| | | 11 | 7 | 4.5 | | | 11 | 0 | 0.0 |
| 12 | - | 1.6 | 12 | 0 | 0.0 | | | | |
| | HUNTINGTON ISD | ALL | 39 | 2.6 | | HOLLIDAY ISD | ALL | 18 | 1.9 |
| | | KG | - | 2.0 | | | KG | - | 5.3 |
| | | 01 | - | 1.7 | | | 01 | 0 | 0.0 |
| | | 02 | - | 2.5 | | | 02 | 0 | 0.0 |
| | | 03 | 0 | 0.0 | | | 03 | 0 | 0.0 |
| | | 04 | 0 | 0.0 | | | 04 | 0 | 0.0 |
| | | 05 | - | 3.7 | | | 05 | 0 | 0.0 |
| | | 06 | 0 | 0.0 | | | 06 | - | 2.4 |
| | | 07 | - | 1.6 | | | 07 | - | 3.8 |
| | | 08 | - | 1.1 | | | 08 | - | 1.2 |
| | | 09 | 8 | 6.3 | | | 09 | 6 | 6.5 |
| | | 10 | 6 | 4.7 | | | 10 | - | 2.6 |
| | | 11 | 7 | 6.7 | | | 11 | 0 | 0.0 |
| 12 | - | 3.8 | 12 | 0 | 0.0 | | | | |
| | LUFKIN ISD | ALL | 191 | 2.7 | | MEGARGEL ISD | ALL | - | 3.6 |
| | | KG | 13 | 2.9 | | | KG | 0 | 0.0 |
| | | 01 | 71 | 12.0 | | | 01 | - | 20.0 |
| | | 02 | 15 | 2.7 | | | 02 | - | - |
| | | 03 | 5 | 0.9 | | | 03 | 0 | 0.0 |
| | | 04 | 5 | 0.9 | | | 04 | - | - |
| | | 05 | - | 0.7 | | | 05 | 0 | 0.0 |
| | | 06 | - | 0.2 | | | 06 | 0 | 0.0 |
| | | 07 | - | 0.6 | | | 07 | 0 | 0.0 |
| | | 08 | - | 0.4 | | | 08 | - | 20.0 |
| | | 09 | 18 | 3.0 | | | 09 | - | 12.5 |
| | | 10 | 25 | 4.8 | | | 10 | 0 | 0.0 |
| | | 11 | 14 | 2.8 | | | 11 | 0 | 0.0 |
| 12 | 15 | 3.4 | 12 | 0 | 0.0 | | | | |
| | ZAVALLA ISD | ALL | 8 | 1.9 | | WINDTHORST ISD | ALL | 6 | 1.6 |
| | | KG | - | 2.3 | | | KG | - | 10.8 |
| | | 01 | 0 | 0.0 | | | 01 | - | 2.9 |
| | | 02 | - | 2.6 | | | 02 | 0 | 0.0 |
| | | 03 | 0 | 0.0 | | | 03 | 0 | 0.0 |
| | | 04 | - | 2.8 | | | 04 | 0 | 0.0 |
| | | 05 | 0 | 0.0 | | | 05 | 0 | 0.0 |
| | | 06 | - | 3.7 | | | 06 | 0 | 0.0 |
| | | 07 | 0 | 0.0 | | | 07 | 0 | 0.0 |
| | | 08 | - | 3.0 | | | 08 | 0 | 0.0 |
| | | 09 | - | 3.3 | | | 09 | 0 | 0.0 |
| | | 10 | - | 3.3 | | | 10 | 0 | 0.0 |
| | | 11 | - | 3.7 | | | 11 | 0 | 0.0 |
| 12 | 0 | 0.0 | 12 | - | 3.6 | | | | |
| ARANSAS | ARANSAS COUNTY | ALL | 123 | 4.1 | ARMSTRONG | CLAUDE ISD | ALL | - | 0.3 |
| | | KG | - | 0.4 | | | KG | 0 | 0.0 |
| | | 01 | 24 | 10.3 | | | 01 | 0 | 0.0 |
| | | 02 | 14 | 6.2 | | | 02 | 0 | 0.0 |
| | | 03 | - | 0.5 | | | 03 | 0 | 0.0 |
| | | 04 | - | 0.4 | | | 04 | 0 | 0.0 |
| | | 05 | - | 0.4 | | | 05 | 0 | 0.0 |
| | | 06 | 5 | 2.3 | | | 06 | 0 | 0.0 |
| | | 07 | 15 | 6.0 | | | 07 | 0 | 0.0 |
| | | 08 | 6 | 2.5 | | | 08 | 0 | 0.0 |
| | | 09 | 38 | 15.0 | | | 09 | - | 2.9 |
| | | 10 | - | 0.8 | | | 10 | 0 | 0.0 |
| | | 11 | 14 | 7.1 | | | 11 | 0 | 0.0 |
| 12 | - | 0.5 | 12 | 0 | 0.0 | | | | |

NOTE: A DASH (-) INDICATES DATA ARE NOT REPORTED TO PROTECT STUDENT ANONYMITY.

APPENDIX D
1997-98 RETENTION RATES
DISTRICT RETENTION RATES BY GRADE

| COUNTY | DISTRICT | GRADE | 97-98 TOTAL RETAINED | 97-98 RETENTION RATE | COUNTY | DISTRICT | GRADE | 97-98 TOTAL RETAINED | 97-98 RETENTION RATE |
|----------|----------------|-------|----------------------------|----------------------------|--------|---------------|-------|----------------------------|----------------------------|
| ATASCOSA | CHARLOTTE ISD | ALL | 20 | 4.1 | AUSTIN | BELLVILLE ISD | ALL | 65 | 3.3 |
| | | KG | - | 5.8 | | | KG | 10 | 9.7 |
| | | 01 | - | 10.8 | | | 01 | 29 | 17.4 |
| | | 02 | 5 | 11.1 | | | 02 | - | 1.4 |
| | | 03 | 0 | 0.0 | | | 03 | 0 | 0.0 |
| | | 04 | 0 | 0.0 | | | 04 | 0 | 0.0 |
| | | 05 | 0 | 0.0 | | | 05 | - | 0.7 |
| | | 06 | 0 | 0.0 | | | 06 | 5 | 2.9 |
| | | 07 | 0 | 0.0 | | | 07 | 10 | 6.0 |
| | | 08 | 0 | 0.0 | | | 08 | - | 1.9 |
| | | 09 | 7 | 17.9 | | | 09 | - | 1.5 |
| | | 10 | 0 | 0.0 | | | 10 | - | 0.6 |
| 11 | - | 3.2 | 11 | 0 | 0.0 | | | | |
| 12 | 0 | 0.0 | 12 | - | 0.8 | | | | |
| | JOURDANTON ISD | ALL | 41 | 3.4 | | BRAZOS ISD | ALL | 26 | 3.2 |
| | | KG | - | 4.1 | | | KG | - | 3.0 |
| | | 01 | 0 | 0.0 | | | 01 | 0 | 0.0 |
| | | 02 | 0 | 0.0 | | | 02 | - | 1.8 |
| | | 03 | 0 | 0.0 | | | 03 | 0 | 0.0 |
| | | 04 | 0 | 0.0 | | | 04 | - | 2.0 |
| | | 05 | 0 | 0.0 | | | 05 | - | 5.8 |
| | | 06 | 9 | 8.0 | | | 06 | 6 | 8.7 |
| | | 07 | - | 3.4 | | | 07 | - | 1.4 |
| | | 08 | - | 2.2 | | | 08 | 0 | 0.0 |
| | | 09 | 12 | 12.0 | | | 09 | 6 | 8.2 |
| | | 10 | 5 | 5.8 | | | 10 | - | 6.1 |
| 11 | - | 4.3 | 11 | - | 3.6 | | | | |
| 12 | - | 4.4 | 12 | 0 | 0.0 | | | | |
| | LYTLE ISD | ALL | 34 | 3.0 | | SEALY ISD | ALL | 57 | 2.8 |
| | | KG | 0 | 0.0 | | | KG | - | 2.8 |
| | | 01 | - | 5.2 | | | 01 | - | 2.2 |
| | | 02 | - | 4.3 | | | 02 | - | 1.3 |
| | | 03 | - | 1.2 | | | 03 | 0 | 0.0 |
| | | 04 | - | 1.1 | | | 04 | - | 1.9 |
| | | 05 | 0 | 0.0 | | | 05 | 0 | 0.0 |
| | | 06 | - | 2.3 | | | 06 | - | 0.7 |
| | | 07 | - | 1.9 | | | 07 | - | 0.5 |
| | | 08 | - | 2.2 | | | 08 | - | 2.5 |
| | | 09 | 12 | 12.4 | | | 09 | 29 | 15.9 |
| | | 10 | 5 | 5.2 | | | 10 | - | 2.7 |
| 11 | 0 | 0.0 | 11 | - | 3.2 | | | | |
| 12 | - | 1.4 | 12 | - | 0.8 | | | | |
| | PLEASANTON ISD | ALL | 58 | 1.9 | BAILEY | MULESHOE ISD | ALL | 67 | 5.1 |
| | | KG | 0 | 0.0 | | | KG | 12 | 12.0 |
| | | 01 | 5 | 2.1 | | | 01 | 7 | 7.9 |
| | | 02 | - | 0.4 | | | 02 | 12 | 10.9 |
| | | 03 | - | 1.3 | | | 03 | 9 | 8.4 |
| | | 04 | - | 0.8 | | | 04 | - | 1.2 |
| | | 05 | - | 1.7 | | | 05 | - | 1.5 |
| | | 06 | 5 | 2.1 | | | 06 | 6 | 5.9 |
| | | 07 | - | 0.4 | | | 07 | 7 | 7.1 |
| | | 08 | - | 0.4 | | | 08 | - | 2.5 |
| | | 09 | 13 | 5.3 | | | 09 | 7 | 7.0 |
| | | 10 | 9 | 3.8 | | | 10 | 0 | 0.0 |
| 11 | 6 | 2.8 | 11 | 0 | 0.0 | | | | |
| 12 | 8 | 3.9 | 12 | - | 1.1 | | | | |
| | POTEET ISD | ALL | 66 | 4.5 | | THREE WAY ISD | ALL | 0 | 0.0 |
| | | KG | - | 0.8 | | | KG | 0 | 0.0 |
| | | 01 | 5 | 3.8 | | | 01 | - | - |
| | | 02 | 6 | 4.8 | | | 02 | 0 | 0.0 |
| | | 03 | - | 0.8 | | | 03 | 0 | 0.0 |
| | | 04 | 0 | 0.0 | | | 04 | 0 | 0.0 |
| | | 05 | - | 0.7 | | | 05 | 0 | 0.0 |
| | | 06 | 9 | 7.0 | | | 06 | 0 | 0.0 |
| | | 07 | 5 | 4.2 | | | 07 | 0 | 0.0 |
| | | 08 | 0 | 0.0 | | | 08 | 0 | 0.0 |
| | | 09 | 17 | 13.5 | | | 09 | 0 | 0.0 |
| | | 10 | 17 | 16.8 | | | 10 | 0 | 0.0 |
| 11 | - | 3.9 | 11 | - | - | | | | |
| 12 | 0 | 0.0 | 12 | 0 | 0.0 | | | | |

NOTE: A DASH (-) INDICATES DATA ARE NOT REPORTED TO PROTECT STUDENT ANONYMITY.

APPENDIX D
1997-98 RETENTION RATES
DISTRICT RETENTION RATES BY GRADE

| COUNTY | DISTRICT | GRADE | 97-98 TOTAL RETAINED | 97-98 RETENTION RATE | COUNTY | DISTRICT | GRADE | 97-98 TOTAL RETAINED | 97-98 RETENTION RATE |
|---------|-------------|-------|----------------------------|----------------------------|---------------------|----------------|-------|----------------------------|----------------------------|
| BANDERA | BANDERA ISD | ALL | 65 | 3.0 | BASTROP (cont'd) | SMITHVILLE ISD | ALL | 91 | 5.9 |
| | | KG | 0 | 0.0 | | | KG | 10 | 7.9 |
| | | 01 | 18 | 10.9 | | | 01 | 9 | 8.2 |
| | | 02 | - | 2.3 | | | 02 | 5 | 4.3 |
| | | 03 | - | 1.1 | | | 03 | - | 3.6 |
| | | 04 | - | 0.6 | | | 04 | 0 | 0.0 |
| | | 05 | 0 | 0.0 | | | 05 | - | 0.8 |
| | | 06 | - | 0.6 | | | 06 | - | 2.4 |
| | | 07 | - | 0.5 | | | 07 | 5 | 4.1 |
| | | 08 | - | 1.1 | | | 08 | 8 | 5.6 |
| | | 09 | 27 | 15.9 | | | 09 | 30 | 21.9 |
| | | 10 | - | 2.6 | | | 10 | 6 | 5.4 |
| | | 11 | - | 1.6 | | | 11 | 8 | 8.4 |
| 12 | - | 2.7 | 12 | - | 2.2 | | | | |
| | MEDINA ISD | ALL | 17 | 5.3 | BAYLOR | SEYMOUR ISD | ALL | 13 | 1.8 |
| | | KG | - | 4.8 | | | KG | 6 | 9.5 |
| | | 01 | 0 | 0.0 | | | 01 | - | 5.3 |
| | | 02 | 0 | 0.0 | | | 02 | - | 1.7 |
| | | 03 | 0 | 0.0 | | | 03 | 0 | 0.0 |
| | | 04 | 0 | 0.0 | | | 04 | 0 | 0.0 |
| | | 05 | 0 | 0.0 | | | 05 | 0 | 0.0 |
| | | 06 | - | 3.8 | | | 06 | 0 | 0.0 |
| | | 07 | - | 10.3 | | | 07 | - | 1.6 |
| | | 08 | - | 6.5 | | | 08 | - | 3.6 |
| | | 09 | - | 11.4 | | | 09 | 0 | 0.0 |
| | | 10 | 0 | 0.0 | | | 10 | 0 | 0.0 |
| | | 11 | 0 | 0.0 | | | 11 | 0 | 0.0 |
| 12 | 6 | 23.1 | 12 | 0 | 0.0 | | | | |
| BASTROP | BASTROP ISD | ALL | 160 | 3.1 | BEE | BEEVILLE ISD | ALL | 241 | 6.2 |
| | | KG | 7 | 1.7 | | | KG | 11 | 3.7 |
| | | 01 | 12 | 2.8 | | | 01 | 30 | 9.5 |
| | | 02 | 10 | 2.3 | | | 02 | 19 | 6.8 |
| | | 03 | - | 0.5 | | | 03 | 19 | 6.1 |
| | | 04 | - | 0.5 | | | 04 | 6 | 2.1 |
| | | 05 | 0 | 0.0 | | | 05 | 0 | 0.0 |
| | | 06 | 0 | 0.0 | | | 06 | - | 1.2 |
| | | 07 | 17 | 3.6 | | | 07 | 17 | 5.4 |
| | | 08 | 11 | 2.8 | | | 08 | 20 | 5.8 |
| | | 09 | 59 | 13.9 | | | 09 | 68 | 20.2 |
| | | 10 | 17 | 4.9 | | | 10 | 22 | 7.3 |
| | | 11 | 7 | 2.6 | | | 11 | 18 | 8.4 |
| 12 | 16 | 6.4 | 12 | 7 | 3.0 | | | | |
| | ELGIN ISD | ALL | 95 | 4.0 | | PAWNEE ISD | ALL | - | 0.9 |
| | | KG | 5 | 2.7 | | | KG | 0 | 0.0 |
| | | 01 | - | 2.2 | | | 01 | 0 | 0.0 |
| | | 02 | - | 1.1 | | | 02 | 0 | 0.0 |
| | | 03 | - | 0.6 | | | 03 | - | 8.3 |
| | | 04 | 0 | 0.0 | | | 04 | 0 | 0.0 |
| | | 05 | 0 | 0.0 | | | 05 | 0 | 0.0 |
| | | 06 | 0 | 0.0 | | | 06 | 0 | 0.0 |
| | | 07 | - | 1.0 | | | 07 | 0 | 0.0 |
| | | 08 | - | 2.0 | | | 08 | 0 | 0.0 |
| | | 09 | 57 | 24.5 | | | | | |
| | | 10 | 9 | 5.7 | | | | | |
| | | 11 | 8 | 5.5 | | | | | |
| 12 | - | 1.9 | | | | | | | |
| | MCDADE ISD | ALL | - | 0.7 | | PETTUS ISD | ALL | 10 | 2.3 |
| | | KG | 0 | 0.0 | | | KG | 0 | 0.0 |
| | | 01 | 0 | 0.0 | | | 01 | - | 13.0 |
| | | 02 | - | 4.5 | | | 02 | 0 | 0.0 |
| | | 03 | 0 | 0.0 | | | 03 | 0 | 0.0 |
| | | 04 | 0 | 0.0 | | | 04 | 0 | 0.0 |
| | | 05 | 0 | 0.0 | | | 05 | - | 4.8 |
| 06 | 0 | 0.0 | 06 | 0 | 0.0 | | | | |
| | | | | | | 07 | - | 2.2 | |
| | | | | | | 08 | - | 2.1 | |
| | | | | | | 09 | - | 5.0 | |
| | | | | | | 10 | - | 2.1 | |
| | | | | | | 11 | 0 | 0.0 | |
| | | | | | | 12 | 0 | 0.0 | |

NOTE: A DASH (-) INDICATES DATA ARE NOT REPORTED TO PROTECT STUDENT ANONYMITY.

APPENDIX D
1997-98 RETENTION RATES
DISTRICT RETENTION RATES BY GRADE

| COUNTY | DISTRICT | GRADE | 97-98 TOTAL RETAINED | 97-98 RETENTION RATE | COUNTY | DISTRICT | GRADE | 97-98 TOTAL RETAINED | 97-98 RETENTION RATE |
|-----------------|----------------|------------|----------------------------|----------------------------|------------------|-------------|-------|----------------------------|----------------------------|
| BEE (cont'd) | SKIDMORE-TYNAN | ALL | 24 | 3.7 | BELL (cont'd) | KILLEEN ISD | ALL | 615 | 2.6 |
| | | KG | - | 2.4 | | | KG | 54 | 2.5 |
| | | 01 | - | 4.5 | | | 01 | 134 | 6.2 |
| | | 02 | - | 7.0 | | | 02 | 74 | 3.3 |
| | | 03 | - | 2.0 | | | 03 | 30 | 1.4 |
| | | 04 | - | 10.0 | | | 04 | 33 | 1.7 |
| | | 05 | 0 | 0.0 | | | 05 | 37 | 1.9 |
| | | 06 | - | 2.2 | | | 06 | 30 | 1.6 |
| | | 07 | 0 | 0.0 | | | 07 | 56 | 3.2 |
| | | 08 | 0 | 0.0 | | | 08 | 36 | 2.1 |
| | | 09 | 9 | 11.4 | | | 09 | 15 | 0.9 |
| | | 10 | - | 2.0 | | | 10 | 23 | 1.5 |
| | | 11 | - | 2.0 | | | 11 | 14 | 1.1 |
| 12 | 0 | 0.0 | 12 | 79 | 6.5 | | | | |
| BELL | ACADEMY ISD | ALL | 15 | 1.6 | ROGERS ISD | ALL | 8 | 1.0 | |
| | | KG | - | 4.4 | | KG | 0 | 0.0 | |
| | | 01 | - | 4.8 | | 01 | 0 | 0.0 | |
| | | 02 | - | 3.1 | | 02 | - | 1.9 | |
| | | 03 | 0 | 0.0 | | 03 | 0 | 0.0 | |
| | | 04 | 0 | 0.0 | | 04 | 0 | 0.0 | |
| | | 05 | 0 | 0.0 | | 05 | 0 | 0.0 | |
| | | 06 | - | 1.6 | | 06 | 0 | 0.0 | |
| | | 07 | 0 | 0.0 | | 07 | 0 | 0.0 | |
| | | 08 | - | 1.0 | | 08 | 0 | 0.0 | |
| | | 09 | - | 5.1 | | 09 | 7 | 11.3 | |
| | | 10 | 0 | 0.0 | | 10 | 0 | 0.0 | |
| | 11 | - | 1.6 | 11 | 0 | 0.0 | | | |
| | 12 | - | 1.5 | 12 | 0 | 0.0 | | | |
| | BARTLETT ISD | SALADO ISD | ALL | 14 | 2.9 | ALL | 7 | 0.8 | |
| | | | KG | - | 2.9 | KG | - | 7.1 | |
| | | | 01 | - | 4.8 | 01 | 0 | 0.0 | |
| | | | 02 | 0 | 0.0 | 02 | 0 | 0.0 | |
| | | | 03 | 0 | 0.0 | 03 | 0 | 0.0 | |
| | | | 04 | - | 5.7 | 04 | 0 | 0.0 | |
| | | | 05 | - | 2.3 | 05 | 0 | 0.0 | |
| | | | 06 | 0 | 0.0 | 06 | 0 | 0.0 | |
| | | | 07 | 0 | 0.0 | 07 | 0 | 0.0 | |
| | | | 08 | 0 | 0.0 | 08 | 0 | 0.0 | |
| | | | 09 | 7 | 16.7 | 09 | - | 2.6 | |
| | | | 10 | 0 | 0.0 | 10 | - | 1.3 | |
| | 11 | - | 4.2 | 11 | 0 | 0.0 | | | |
| 12 | 0 | 0.0 | 12 | 0 | 0.0 | | | | |
| BELTON ISD | TEMPLE ISD | ALL | 174 | 3.0 | ALL | 352 | 4.7 | | |
| | | KG | 8 | 1.9 | KG | 23 | 3.6 | | |
| | | 01 | 31 | 6.5 | 01 | 25 | 3.8 | | |
| | | 02 | 18 | 3.8 | 02 | 8 | 1.3 | | |
| | | 03 | 12 | 2.6 | 03 | 7 | 1.2 | | |
| | | 04 | 8 | 1.6 | 04 | - | 0.5 | | |
| | | 05 | 6 | 1.3 | 05 | - | 0.2 | | |
| | | 06 | - | 0.8 | 06 | 14 | 2.2 | | |
| | | 07 | 10 | 2.0 | 07 | 18 | 2.9 | | |
| | | 08 | 11 | 2.5 | 08 | 11 | 1.9 | | |
| | | 09 | 43 | 8.8 | 09 | 184 | 26.2 | | |
| | | 10 | 18 | 4.2 | 10 | 41 | 9.2 | | |
| 11 | - | 0.8 | 11 | 15 | 4.5 | | | | |
| 12 | - | 0.6 | 12 | - | 0.5 | | | | |
| HOLLAND ISD | TROY ISD | ALL | - | 0.9 | ALL | 40 | 3.5 | | |
| | | KG | - | 6.3 | KG | - | 1.1 | | |
| | | 01 | 0 | 0.0 | 01 | 17 | 15.2 | | |
| | | 02 | 0 | 0.0 | 02 | 0 | 0.0 | | |
| | | 03 | 0 | 0.0 | 03 | 0 | 0.0 | | |
| | | 04 | 0 | 0.0 | 04 | 0 | 0.0 | | |
| | | 05 | 0 | 0.0 | 05 | - | 1.1 | | |
| | | 06 | 0 | 0.0 | 06 | - | 1.0 | | |
| | | 07 | - | 3.1 | 07 | 5 | 5.0 | | |
| | | 08 | 0 | 0.0 | 08 | - | 2.2 | | |
| | | 09 | 0 | 0.0 | 09 | 9 | 10.6 | | |
| | | 10 | 0 | 0.0 | 10 | - | 2.7 | | |
| 11 | - | 2.6 | 11 | 0 | 0.0 | | | | |
| 12 | 0 | 0.0 | 12 | - | 2.9 | | | | |

NOTE: A DASH (-) INDICATES DATA ARE NOT REPORTED TO PROTECT STUDENT ANONYMITY.

APPENDIX D
1997-98 RETENTION RATES
DISTRICT RETENTION RATES BY GRADE

| COUNTY | DISTRICT | GRADE | 97-98 TOTAL RETAINED | 97-98 RETENTION RATE | COUNTY | DISTRICT | GRADE | 97-98 TOTAL RETAINED | 97-98 RETENTION RATE |
|--------|-----------------|-------|----------------------------|----------------------------|-------------------|----------------|-------|----------------------------|----------------------------|
| BEXAR | ALAMO HEIGHTS I | ALL | 93 | 2.3 | BEXAR (cont'd) | FT SAM HOUSTON | ALL | 21 | 2.0 |
| | | KG | 9 | 3.3 | | | KG | - | 4.1 |
| | | 01 | 6 | 1.8 | | | 01 | 0 | 0.0 |
| | | 02 | 7 | 2.4 | | | 02 | - | 1.9 |
| | | 03 | - | 0.7 | | | 03 | - | 2.0 |
| | | 04 | 0 | 0.0 | | | 04 | 0 | 0.0 |
| | | 05 | 0 | 0.0 | | | 05 | 0 | 0.0 |
| | | 06 | 8 | 2.8 | | | 06 | 0 | 0.0 |
| | | 07 | 6 | 1.8 | | | 07 | - | 1.4 |
| | | 08 | - | 0.9 | | | 08 | 0 | 0.0 |
| | | 09 | 29 | 8.0 | | | 09 | 6 | 7.9 |
| | | 10 | 12 | 3.9 | | | 10 | - | 1.9 |
| | | 11 | 9 | 3.5 | | | 11 | - | 2.0 |
| 12 | - | 0.7 | 12 | - | 5.9 | | | | |
| | BLESSED SACRAME | ALL | 29 | 21.3 | | HARLANDALE ISD | ALL | 794 | 6.1 |
| | | 09 | 7 | 17.1 | | | KG | 5 | 0.5 |
| | | 10 | 6 | 19.4 | | | 01 | 74 | 6.6 |
| | | 11 | 8 | 25.8 | | | 02 | 29 | 2.7 |
| | | 12 | 8 | 24.2 | | | 03 | 16 | 1.5 |
| | | | | | | | 04 | 10 | 1.0 |
| | | | | | | | 05 | 28 | 2.6 |
| | | | | | | | 06 | 30 | 2.8 |
| | | | | | | | 07 | 51 | 4.8 |
| | | | | | | | 08 | 46 | 4.5 |
| | | | | | | | 09 | 349 | 28.4 |
| | | | | | | | 10 | 78 | 10.6 |
| | | | | | | | 11 | 50 | 7.4 |
| | | | 12 | 28 | 3.8 | | | | |
| | BUILDING ALTERN | ALL | 61 | 60.4 | | JUDSON ISD | ALL | 765 | 5.5 |
| | | 09 | 32 | 68.1 | | | KG | 23 | 2.3 |
| | | 10 | 17 | 58.6 | | | 01 | 63 | 5.5 |
| | | 11 | 9 | 42.9 | | | 02 | 50 | 4.4 |
| | | 12 | - | - | | | 03 | 29 | 2.7 |
| | | | | | | | 04 | 16 | 1.4 |
| | | | | | | | 05 | 10 | 0.9 |
| | | | | | | | 06 | 33 | 2.8 |
| | | | | | | | 07 | 48 | 4.0 |
| | | | | | | | 08 | 31 | 2.6 |
| | | | | | | | 09 | 186 | 16.0 |
| | | | | | | | 10 | 8 | 1.0 |
| | | | | | | | 11 | 256 | 27.2 |
| | | | 12 | 12 | 1.6 | | | | |
| | EAST CENTRAL IS | ALL | 257 | 3.9 | | LACKLAND ISD | ALL | 17 | 2.7 |
| | | KG | 14 | 2.9 | | | KG | - | 3.6 |
| | | 01 | 23 | 5.1 | | | 01 | - | 3.3 |
| | | 02 | 24 | 4.7 | | | 02 | - | 1.6 |
| | | 03 | 11 | 2.4 | | | 03 | 0 | 0.0 |
| | | 04 | 6 | 1.3 | | | 04 | 0 | 0.0 |
| | | 05 | - | 0.4 | | | 05 | - | 1.9 |
| | | 06 | 6 | 1.1 | | | 06 | 5 | 8.1 |
| | | 07 | - | 0.2 | | | 07 | 0 | 0.0 |
| | | 08 | - | 0.7 | | | 08 | - | 2.2 |
| | | 09 | 86 | 12.9 | | | 09 | - | 5.9 |
| | | 10 | 49 | 9.3 | | | 10 | - | 4.3 |
| | | 11 | 20 | 5.2 | | | 11 | 0 | 0.0 |
| 12 | 11 | 2.6 | 12 | - | 6.3 | | | | |
| | EDGEWOOD ISD | ALL | 1,146 | 10.1 | | NORTH EAST ISD | ALL | 1,981 | 4.6 |
| | | KG | 15 | 1.4 | | | KG | 155 | 4.8 |
| | | 01 | 131 | 12.0 | | | 01 | 246 | 7.0 |
| | | 02 | 114 | 11.2 | | | 02 | 115 | 3.4 |
| | | 03 | 63 | 6.6 | | | 03 | 67 | 2.0 |
| | | 04 | 37 | 3.9 | | | 04 | 58 | 1.7 |
| | | 05 | 37 | 3.9 | | | 05 | 40 | 1.2 |
| | | 06 | 28 | 3.1 | | | 06 | 105 | 3.1 |
| | | 07 | 73 | 7.8 | | | 07 | 105 | 3.0 |
| | | 08 | 39 | 4.4 | | | 08 | 103 | 3.0 |
| | | 09 | 414 | 42.2 | | | 09 | 501 | 14.0 |
| | | 10 | 95 | 15.0 | | | 10 | 189 | 6.2 |
| | | 11 | 54 | 10.7 | | | 11 | 211 | 7.6 |
| 12 | 46 | 9.2 | 12 | 86 | 3.2 | | | | |

NOTE: A DASH (-) INDICATES DATA ARE NOT REPORTED TO PROTECT STUDENT ANONYMITY.

APPENDIX D
1997-98 RETENTION RATES
DISTRICT RETENTION RATES BY GRADE

| COUNTY | DISTRICT | GRADE | 97-98 TOTAL RETAINED | 97-98 RETENTION RATE | COUNTY | DISTRICT | GRADE | 97-98 TOTAL RETAINED | 97-98 RETENTION RATE |
|-------------------|-----------------|-------|----------------------------|----------------------------|-------------------|-----------------|-------|----------------------------|----------------------------|
| BEXAR (cont'd) | NORTHSIDE ISD | ALL | 2,784 | 5.2 | BEXAR (cont'd) | SOUTHSIDE ISD | ALL | 166 | 4.7 |
| | | KG | 136 | 3.4 | | | KG | 0 | 0.0 |
| | | 01 | 309 | 7.0 | | | 01 | - | 1.1 |
| | | 02 | 187 | 4.3 | | | 02 | 12 | 4.0 |
| | | 03 | 109 | 2.6 | | | 03 | - | 1.0 |
| | | 04 | 58 | 1.4 | | | 04 | - | 1.0 |
| | | 05 | 23 | 0.5 | | | 05 | - | 0.7 |
| | | 06 | 128 | 2.9 | | | 06 | 35 | 11.1 |
| | | 07 | 129 | 2.9 | | | 07 | 31 | 9.0 |
| | | 08 | 100 | 2.4 | | | 08 | 10 | 3.7 |
| | | 09 | 935 | 19.9 | | | 09 | 46 | 16.8 |
| | | 10 | 281 | 7.3 | | | 10 | 14 | 6.6 |
| | | 11 | 197 | 6.0 | | | 11 | 6 | 2.9 |
| 12 | 192 | 5.5 | 12 | - | 0.7 | | | | |
| | RANDOLPH FIELD | ALL | 11 | 1.2 | | SOUTHWEST ISD | ALL | 481 | 5.6 |
| | | KG | 7 | 9.3 | | | KG | 9 | 1.2 |
| | | 01 | - | 2.2 | | | 01 | 57 | 7.6 |
| | | 02 | - | 1.4 | | | 02 | 29 | 3.9 |
| | | 03 | 0 | 0.0 | | | 03 | 25 | 3.5 |
| | | 04 | 0 | 0.0 | | | 04 | 15 | 2.0 |
| | | 05 | 0 | 0.0 | | | 05 | 5 | 0.7 |
| | | 06 | 0 | 0.0 | | | 06 | 10 | 1.3 |
| | | 07 | 0 | 0.0 | | | 07 | 18 | 2.4 |
| | | 08 | 0 | 0.0 | | | 08 | 20 | 2.8 |
| | | 09 | 0 | 0.0 | | | 09 | 194 | 25.9 |
| | | 10 | 0 | 0.0 | | | 10 | 48 | 9.8 |
| | | 11 | 0 | 0.0 | | | 11 | 32 | 8.1 |
| | 12 | - | 2.1 | | 12 | 19 | 5.1 | | |
| | SAN ANTONIO ISD | ALL | 2,501 | 4.6 | | BLANCO | ALL | 29 | 3.5 |
| | | KG | 62 | 1.3 | | | KG | 11 | 16.2 |
| | | 01 | 262 | 5.3 | | | 01 | 7 | 9.9 |
| | | 02 | 200 | 4.1 | | | 02 | - | 6.2 |
| | | 03 | 105 | 2.3 | | | 03 | - | 1.7 |
| | | 04 | 60 | 1.3 | | | 04 | 0 | 0.0 |
| | | 05 | 35 | 0.8 | | | 05 | 0 | 0.0 |
| | | 06 | 132 | 3.0 | | | 06 | 0 | 0.0 |
| | | 07 | 194 | 4.3 | | | 07 | 0 | 0.0 |
| | | 08 | 143 | 3.3 | | | 08 | - | 3.0 |
| | | 09 | 816 | 18.9 | | | 09 | - | 2.8 |
| | | 10 | 195 | 6.1 | | | 10 | 0 | 0.0 |
| | | 11 | 162 | 6.0 | | | 11 | - | 2.2 |
| | 12 | 135 | 5.4 | | 12 | - | 1.6 | | |
| | SOMERSET ISD | ALL | 227 | 10.2 | | JOHNSON CITY IS | ALL | 12 | 2.1 |
| | | KG | 16 | 8.6 | | | KG | - | 6.7 |
| | | 01 | 11 | 5.2 | | | 01 | - | 4.2 |
| | | 02 | 11 | 6.3 | | | 02 | - | 2.7 |
| | | 03 | 8 | 4.1 | | | 03 | 0 | 0.0 |
| | | 04 | 15 | 8.2 | | | 04 | 0 | 0.0 |
| | | 05 | 16 | 9.1 | | | 05 | - | 2.6 |
| | | 06 | 31 | 14.7 | | | 06 | - | 1.9 |
| | | 07 | 38 | 18.6 | | | 07 | 0 | 0.0 |
| | | 08 | 30 | 15.5 | | | 08 | 0 | 0.0 |
| | | 09 | 29 | 17.3 | | | 09 | - | 1.9 |
| | | 10 | 10 | 7.8 | | | 10 | - | 6.5 |
| | | 11 | 7 | 6.9 | | | 11 | - | 2.7 |
| | 12 | 5 | 5.4 | | 12 | 0 | 0.0 | | |
| | SOUTH SAN ANTON | ALL | 399 | 4.4 | | BORDEN | ALL | - | 2.1 |
| | | KG | 12 | 1.5 | | | KG | - | 18.2 |
| | | 01 | 85 | 10.1 | | | 01 | - | 7.7 |
| | | 02 | 39 | 4.9 | | | 02 | 0 | 0.0 |
| | | 03 | 21 | 2.8 | | | 03 | 0 | 0.0 |
| | | 04 | 10 | 1.3 | | | 04 | 0 | 0.0 |
| | | 05 | - | 0.4 | | | 05 | 0 | 0.0 |
| | | 06 | 17 | 2.4 | | | 06 | 0 | 0.0 |
| | | 07 | 13 | 1.7 | | | 07 | 0 | 0.0 |
| | | 08 | 19 | 2.7 | | | 08 | 0 | 0.0 |
| | | 09 | 97 | 13.4 | | | 09 | 0 | 0.0 |
| | | 10 | 39 | 6.9 | | | 10 | - | 3.7 |
| | | 11 | 18 | 3.6 | | | 11 | 0 | 0.0 |
| | 12 | 26 | 5.0 | | 12 | 0 | 0.0 | | |

NOTE: A DASH (-) INDICATES DATA ARE NOT REPORTED TO PROTECT STUDENT ANONYMITY.

APPENDIX D
1997-98 RETENTION RATES
DISTRICT RETENTION RATES BY GRADE

| COUNTY | DISTRICT | GRADE | 97-98 TOTAL RETAINED | 97-98 RETENTION RATE | COUNTY | DISTRICT | GRADE | 97-98 TOTAL RETAINED | 97-98 RETENTION RATE |
|--------|-----------------|-------|----------------------------|----------------------------|--------------------|-----------------|-------|----------------------------|----------------------------|
| BOSQUE | CLIFTON ISD | ALL | 17 | 1.6 | BOSQUE (cont'd) | MORGAN ISD | ALL | 9 | 6.6 |
| | | KG | - | 3.5 | | | KG | 0 | 0.0 |
| | | 01 | 0 | 0.0 | | | 01 | - | 25.0 |
| | | 02 | 0 | 0.0 | | | 02 | - | 16.7 |
| | | 03 | 0 | 0.0 | | | 03 | - | - |
| | | 04 | - | 1.2 | | | 04 | 0 | 0.0 |
| | | 05 | 0 | 0.0 | | | 05 | - | 7.1 |
| | | 06 | 5 | 5.5 | | | 06 | 0 | 0.0 |
| | | 07 | - | 1.2 | | | 07 | 0 | 0.0 |
| | | 08 | - | 1.3 | | | 08 | - | 5.6 |
| | | 09 | 5 | 6.4 | | | 09 | - | 12.5 |
| | | 10 | - | 1.1 | | | 10 | 0 | 0.0 |
| | | 11 | 0 | 0.0 | | | 11 | - | 11.1 |
| 12 | 0 | 0.0 | 12 | 0 | 0.0 | | | | |
| | CRANFILLS GAP I | ALL | 0 | 0.0 | | VALLEY MILLS IS | ALL | 10 | 2.2 |
| | | KG | 0 | 0.0 | | | KG | - | 7.1 |
| | | 01 | 0 | 0.0 | | | 01 | - | 5.0 |
| | | 02 | 0 | 0.0 | | | 02 | - | 2.6 |
| | | 03 | 0 | 0.0 | | | 03 | 0 | 0.0 |
| | | 04 | 0 | 0.0 | | | 04 | 0 | 0.0 |
| | | 05 | 0 | 0.0 | | | 05 | 0 | 0.0 |
| | | 06 | 0 | 0.0 | | | 06 | 0 | 0.0 |
| | | 07 | 0 | 0.0 | | | 07 | - | 2.6 |
| | | 08 | 0 | 0.0 | | | 08 | - | 2.6 |
| | | 09 | 0 | 0.0 | | | 09 | - | 7.3 |
| | | 10 | 0 | 0.0 | | | 10 | - | 2.0 |
| | | 11 | 0 | 0.0 | | | 11 | 0 | 0.0 |
| 12 | 0 | 0.0 | 12 | 0 | 0.0 | | | | |
| | IREDELL ISD | ALL | - | 2.3 | | WALNUT SPRINGS | ALL | 15 | 8.5 |
| | | KG | 0 | 0.0 | | | KG | 0 | 0.0 |
| | | 01 | 0 | 0.0 | | | 01 | - | 7.1 |
| | | 02 | 0 | 0.0 | | | 02 | - | 5.3 |
| | | 03 | 0 | 0.0 | | | 03 | - | 9.1 |
| | | 04 | 0 | 0.0 | | | 04 | - | 5.9 |
| | | 05 | - | 10.0 | | | 05 | 0 | 0.0 |
| | | 06 | 0 | 0.0 | | | 06 | - | 12.5 |
| | | 07 | - | 6.3 | | | 07 | - | 20.0 |
| | | 08 | 0 | 0.0 | | | 08 | - | 7.1 |
| | | 09 | - | 8.3 | | | 09 | - | 15.4 |
| | | 10 | 0 | 0.0 | | | 10 | - | 6.7 |
| | | 11 | 0 | 0.0 | | | 11 | - | 12.5 |
| 12 | 0 | 0.0 | 12 | - | 12.5 | | | | |
| | KOPPERL ISD | ALL | 17 | 6.4 | | BOWIE | ALL | 12 | 1.3 |
| | | KG | - | 13.6 | | | KG | 0 | 0.0 |
| | | 01 | - | 3.8 | | | 01 | - | 1.5 |
| | | 02 | 0 | 0.0 | | | 02 | 0 | 0.0 |
| | | 03 | - | 3.8 | | | 03 | - | 1.5 |
| | | 04 | - | 6.7 | | | 04 | 0 | 0.0 |
| | | 05 | - | 9.1 | | | 05 | 0 | 0.0 |
| | | 06 | - | 4.5 | | | 06 | 0 | 0.0 |
| | | 07 | - | 4.5 | | | 07 | 0 | 0.0 |
| | | 08 | 0 | 0.0 | | | 08 | 0 | 0.0 |
| | | 09 | 6 | 23.1 | | | 09 | 7 | 8.3 |
| | | 10 | 0 | 0.0 | | | 10 | - | 2.4 |
| 11 | - | 3.8 | 11 | - | 1.8 | | | | |
| 12 | - | - | 12 | 0 | 0.0 | | | | |
| | MERIDIAN ISD | ALL | 9 | 1.8 | | HOOKS ISD | ALL | 17 | 1.7 |
| | | KG | - | 2.7 | | | KG | - | 1.3 |
| | | 01 | 0 | 0.0 | | | 01 | - | 2.5 |
| | | 02 | 0 | 0.0 | | | 02 | 0 | 0.0 |
| | | 03 | 0 | 0.0 | | | 03 | - | 1.4 |
| | | 04 | - | 4.8 | | | 04 | - | 1.6 |
| | | 05 | 0 | 0.0 | | | 05 | 0 | 0.0 |
| | | 06 | 0 | 0.0 | | | 06 | 0 | 0.0 |
| | | 07 | - | 5.1 | | | 07 | 0 | 0.0 |
| | | 08 | - | 4.4 | | | 08 | 0 | 0.0 |
| | | 09 | - | 2.6 | | | 09 | - | 4.4 |
| | | 10 | - | 2.1 | | | 10 | 5 | 5.1 |
| | | 11 | 0 | 0.0 | | | 11 | - | 2.2 |
| 12 | 0 | 0.0 | 12 | - | 1.3 | | | | |

NOTE: A DASH (-) INDICATES DATA ARE NOT REPORTED TO PROTECT STUDENT ANONYMITY.

APPENDIX D
1997-98 RETENTION RATES
DISTRICT RETENTION RATES BY GRADE

| COUNTY | DISTRICT | GRADE | 97-98 TOTAL RETAINED | 97-98 RETENTION RATE | COUNTY | DISTRICT | GRADE | 97-98 TOTAL RETAINED | 97-98 RETENTION RATE |
|-------------------|---------------|-------|----------------------------|----------------------------|----------------------|-----------|-------|----------------------------|----------------------------|
| BOWIE (cont'd) | TEXARKANA ISD | ALL | 210 | 4.8 | BRAZORIA (cont'd) | DAMON ISD | ALL | 7 | 5.0 |
| | | KG | 6 | 1.6 | | | KG | - | 6.3 |
| | | 01 | 34 | 8.2 | | | 01 | - | 8.3 |
| | | 02 | 13 | 3.5 | | | 02 | - | 7.1 |
| | | 03 | 5 | 1.4 | | | 03 | 0 | 0.0 |
| | | 04 | - | 0.8 | | | 04 | - | 7.1 |
| | | 05 | 5 | 1.5 | | | 05 | - | 13.3 |
| | | 06 | 8 | 2.5 | | | 06 | 0 | 0.0 |
| | | 07 | 21 | 5.9 | | | 07 | - | 5.9 |
| | | 08 | 11 | 3.4 | | | 08 | 0 | 0.0 |
| | | 09 | 78 | 21.6 | | | | | |
| | | 10 | 20 | 6.2 | | | | | |
| | | 11 | 5 | 1.9 | | | | | |
| 12 | - | 0.4 | | | | | | | |
| BRAZORIA | ALVIN ISD | ALL | 386 | 3.9 | DANBURY ISD | ALL | 14 | 2.0 | |
| | | KG | 15 | 1.9 | | KG | - | 2.0 | |
| | | 01 | 15 | 1.8 | | 01 | - | 6.5 | |
| | | 02 | 10 | 1.2 | | 02 | 0 | 0.0 | |
| | | 03 | 11 | 1.4 | | 03 | 0 | 0.0 | |
| | | 04 | - | 0.5 | | 04 | - | 6.4 | |
| | | 05 | - | 0.4 | | 05 | 0 | 0.0 | |
| | | 06 | - | 0.5 | | 06 | - | 1.8 | |
| | | 07 | 6 | 0.7 | | 07 | - | 1.9 | |
| | | 08 | - | 0.4 | | 08 | 0 | 0.0 | |
| | | 09 | 200 | 22.9 | | 09 | - | 3.5 | |
| | | 10 | 69 | 11.1 | | 10 | - | 3.2 | |
| | 11 | 24 | 4.4 | 11 | 0 | 0.0 | | | |
| | 12 | 22 | 4.4 | 12 | - | 1.9 | | | |
| | ANGLETON ISD | ALL | 292 | 4.9 | PEARLAND ISD | ALL | 414 | 4.9 | |
| | | KG | 47 | 9.3 | | KG | 12 | 1.9 | |
| | | 01 | 52 | 10.3 | | 01 | 22 | 3.3 | |
| | | 02 | 21 | 4.3 | | 02 | 14 | 2.0 | |
| | | 03 | 13 | 2.7 | | 03 | 11 | 1.5 | |
| | | 04 | 15 | 3.3 | | 04 | - | 0.4 | |
| | | 05 | 5 | 1.0 | | 05 | - | 0.4 | |
| | | 06 | 6 | 1.3 | | 06 | - | 0.4 | |
| | | 07 | - | 0.4 | | 07 | 19 | 2.6 | |
| | | 08 | 6 | 1.2 | | 08 | 14 | 2.0 | |
| 09 | | 69 | 13.2 | 09 | | 165 | 23.4 | | |
| 10 | | 28 | 6.9 | 10 | | 87 | 12.9 | | |
| 11 | 20 | 6.1 | 11 | 35 | 7.4 | | | | |
| 12 | 8 | 2.7 | 12 | 26 | 5.9 | | | | |
| BRAZOSPORT ISD | ALL | 394 | 3.4 | SWEENEY ISD | ALL | 68 | 3.2 | | |
| | KG | 28 | 2.9 | | KG | 0 | 0.0 | | |
| | 01 | 63 | 6.5 | | 01 | 16 | 9.8 | | |
| | 02 | 33 | 3.2 | | 02 | - | 0.6 | | |
| | 03 | 13 | 1.4 | | 03 | 0 | 0.0 | | |
| | 04 | 8 | 0.9 | | 04 | - | 1.9 | | |
| | 05 | - | 0.2 | | 05 | - | 1.3 | | |
| | 06 | 11 | 1.2 | | 06 | 0 | 0.0 | | |
| | 07 | 15 | 1.6 | | 07 | - | 0.5 | | |
| | 08 | 8 | 0.9 | | 08 | - | 1.6 | | |
| | 09 | 142 | 13.9 | | 09 | 38 | 17.8 | | |
| | 10 | 29 | 3.7 | | 10 | - | 1.2 | | |
| 11 | 24 | 3.6 | 11 | - | 1.4 | | | | |
| 12 | 18 | 3.0 | 12 | 0 | 0.0 | | | | |
| COLUMBIA-BRAZOR | ALL | 132 | 4.4 | BRAZOS | BRYAN ISD | ALL | 757 | 6.6 | |
| | KG | - | 1.0 | | | KG | 34 | 3.4 | |
| | 01 | 15 | 6.0 | | | 01 | 186 | 17.1 | |
| | 02 | 10 | 4.3 | | | 02 | 23 | 2.5 | |
| | 03 | - | 1.7 | | | 03 | 15 | 1.5 | |
| | 04 | - | 1.2 | | | 04 | 9 | 1.0 | |
| | 05 | 5 | 2.1 | | | 05 | 6 | 0.7 | |
| | 06 | - | 1.3 | | | 06 | 21 | 2.1 | |
| | 07 | - | 1.5 | | | 07 | 28 | 3.1 | |
| | 08 | 6 | 2.3 | | | 08 | 23 | 2.6 | |
| | 09 | 59 | 20.5 | | | 09 | 237 | 25.3 | |
| | 10 | 9 | 4.1 | | | 10 | 99 | 11.8 | |
| 11 | 7 | 4.3 | 11 | 36 | 6.1 | | | | |
| 12 | 5 | 3.0 | 12 | 40 | 6.5 | | | | |

NOTE: A DASH (-) INDICATES DATA ARE NOT REPORTED TO PROTECT STUDENT ANONYMITY.

APPENDIX D
1997-98 RETENTION RATES
DISTRICT RETENTION RATES BY GRADE

| COUNTY | DISTRICT | GRADE | 97-98 TOTAL RETAINED | 97-98 RETENTION RATE | COUNTY | DISTRICT | GRADE | 97-98 TOTAL RETAINED | 97-98 RETENTION RATE |
|--------------------|-----------------|-------|----------------------------|----------------------------|-----------------|---------------|-------|----------------------------|----------------------------|
| BRAZOS (cont'd) | COLLEGE STATION | ALL | 244 | 3.9 | BRISCOE | SILVERTON ISD | ALL | - | 1.5 |
| | | KG | 26 | 6.0 | | | KG | - | 11.8 |
| | | 01 | 49 | 10.0 | | | 01 | 0 | 0.0 |
| | | 02 | 7 | 1.4 | | | 02 | - | 3.7 |
| | | 03 | 7 | 1.4 | | | 03 | 0 | 0.0 |
| | | 04 | 7 | 1.4 | | | 04 | 0 | 0.0 |
| | | 05 | 0 | 0.0 | | | 05 | 0 | 0.0 |
| | | 06 | - | 0.2 | | | 06 | 0 | 0.0 |
| | | 07 | - | 0.4 | | | 07 | 0 | 0.0 |
| | | 08 | - | 0.6 | | | 08 | 0 | 0.0 |
| | | 09 | 81 | 13.6 | | | 09 | - | 4.2 |
| | | 10 | 27 | 5.7 | | | 10 | 0 | 0.0 |
| | | 11 | 9 | 2.4 | | | 11 | 0 | 0.0 |
| 12 | 25 | 5.9 | 12 | 0 | 0.0 | | | | |
| BREWSTER | ALPINE ISD | ALL | 34 | 3.0 | BROOKS | BROOKS ISD | ALL | 56 | 3.1 |
| | | KG | - | 5.1 | | | KG | 0 | 0.0 |
| | | 01 | - | 4.3 | | | 01 | 6 | 3.8 |
| | | 02 | 9 | 8.9 | | | 02 | 0 | 0.0 |
| | | 03 | 0 | 0.0 | | | 03 | - | 0.7 |
| | | 04 | - | 3.6 | | | 04 | - | 0.8 |
| | | 05 | 0 | 0.0 | | | 05 | 5 | 3.6 |
| | | 06 | - | 2.6 | | | 06 | - | 0.7 |
| | | 07 | 6 | 6.1 | | | 07 | 7 | 5.4 |
| | | 08 | 0 | 0.0 | | | 08 | 0 | 0.0 |
| | | 09 | - | 4.4 | | | 09 | 18 | 9.8 |
| | | 10 | - | 1.2 | | | 10 | 7 | 6.0 |
| | | 11 | 0 | 0.0 | | | 11 | 7 | 7.1 |
| 12 | - | 1.3 | 12 | - | 2.6 | | | | |
| | MARATHON ISD | ALL | 0 | 0.0 | BROWN | BANGS ISD | ALL | 22 | 2.2 |
| | | KG | 0 | 0.0 | | | KG | 8 | 9.6 |
| | | 01 | 0 | 0.0 | | | 01 | - | 4.4 |
| | | 02 | 0 | 0.0 | | | 02 | - | 5.1 |
| | | 03 | 0 | 0.0 | | | 03 | - | 2.2 |
| | | 04 | 0 | 0.0 | | | 04 | 0 | 0.0 |
| | | 05 | 0 | 0.0 | | | 05 | - | 1.3 |
| | | 06 | 0 | 0.0 | | | 06 | - | 1.2 |
| | | 07 | - | - | | | 07 | 0 | 0.0 |
| | | 08 | 0 | 0.0 | | | 08 | 0 | 0.0 |
| | | 09 | 0 | 0.0 | | | 09 | - | 1.5 |
| | | 10 | 0 | 0.0 | | | 10 | 0 | 0.0 |
| | | 11 | 0 | 0.0 | | | 11 | - | 1.4 |
| 12 | 0 | 0.0 | 12 | - | 1.7 | | | | |
| | SAN VICENTE ISD | ALL | - | 10.5 | BLANKET ISD | ALL | - | 1.7 | |
| | | KG | - | - | | KG | 0 | 0.0 | |
| | | 01 | - | - | | 01 | - | 5.9 | |
| | | 02 | - | - | | 02 | 0 | 0.0 | |
| | | 03 | - | - | | 03 | 0 | 0.0 | |
| | | 04 | - | - | | 04 | 0 | 0.0 | |
| | | 05 | - | - | | 05 | 0 | 0.0 | |
| | | 06 | - | - | | 06 | 0 | 0.0 | |
| | | 08 | - | - | | 07 | 0 | 0.0 | |
| | TERLINGUA CSD | ALL | - | 2.0 | BROOKESMITH ISD | ALL | - | 2.0 | |
| | | KG | - | 6.7 | | KG | - | 10.0 | |
| | | 01 | - | 7.1 | | 01 | - | 10.0 | |
| | | 02 | 0 | 0.0 | | 02 | 0 | 0.0 | |
| | | 03 | 0 | 0.0 | | 03 | 0 | 0.0 | |
| | | 04 | 0 | 0.0 | | 04 | 0 | 0.0 | |
| | | 05 | 0 | 0.0 | | 05 | 0 | 0.0 | |
| | | 06 | 0 | 0.0 | | 06 | 0 | 0.0 | |
| | | 07 | 0 | 0.0 | | 07 | 0 | 0.0 | |
| | | 08 | 0 | 0.0 | | 08 | 0 | 0.0 | |
| | | 09 | - | 3.7 | | 09 | - | 4.3 | |
| | | 10 | 0 | 0.0 | | 10 | - | 7.7 | |
| | | 11 | - | - | | 11 | 0 | 0.0 | |
| 12 | - | - | 12 | 0 | 0.0 | | | | |

NOTE: A DASH (-) INDICATES DATA ARE NOT REPORTED TO PROTECT STUDENT ANONYMITY.

APPENDIX D
1997-98 RETENTION RATES
DISTRICT RETENTION RATES BY GRADE

| COUNTY | DISTRICT | GRADE | 97-98 TOTAL RETAINED | 97-98 RETENTION RATE | COUNTY | DISTRICT | GRADE | 97-98 TOTAL RETAINED | 97-98 RETENTION RATE | |
|-------------------|---------------|-------|----------------------------|----------------------------|----------------------|---------------------------|-------|----------------------------|----------------------------|------|
| BROWN (cont'd) | BROWNWOOD ISD | ALL | 121 | 3.4 | BURLESON (cont'd) | SNOOK ISD | ALL | 10 | 2.1 | |
| | | KG | 11 | 3.8 | | | KG | 0 | 0.0 | |
| | | 01 | 11 | 3.7 | | | 01 | - | 7.7 | |
| | | 02 | - | 1.5 | | | 02 | - | 2.9 | |
| | | 03 | 0 | 0.0 | | | 03 | 0 | 0.0 | |
| | | 04 | 0 | 0.0 | | | 04 | 0 | 0.0 | |
| | | 05 | - | 0.3 | | | 05 | 0 | 0.0 | |
| | | 06 | - | 0.3 | | | 06 | 0 | 0.0 | |
| | | 07 | 7 | 2.4 | | | 07 | 0 | 0.0 | |
| | | 08 | 5 | 1.8 | | | 08 | 0 | 0.0 | |
| | | 09 | 44 | 13.6 | | | 09 | 5 | 11.4 | |
| | | 10 | 19 | 7.1 | | | 10 | - | 3.2 | |
| 11 | 7 | 3.4 | 11 | 0 | 0.0 | | | | | |
| 12 | 11 | 5.0 | 12 | - | 4.8 | | | | | |
| | EARLY ISD | ALL | 21 | 1.8 | | SOMERVILLE ISD | ALL | 9 | 1.2 | |
| | | KG | - | 1.2 | | | KG | 0 | 0.0 | |
| | | 01 | 12 | 10.3 | | | 01 | - | 3.0 | |
| | | 02 | 0 | 0.0 | | | 02 | 0 | 0.0 | |
| | | 03 | - | 1.1 | | | 03 | - | 3.5 | |
| | | 04 | - | 1.2 | | | 04 | - | 1.6 | |
| | | 05 | 0 | 0.0 | | | 05 | - | 1.6 | |
| | | 06 | 0 | 0.0 | | | 06 | 0 | 0.0 | |
| | | 07 | 0 | 0.0 | | | 07 | 0 | 0.0 | |
| | | 08 | - | 1.8 | | | 08 | 0 | 0.0 | |
| | | 09 | - | 2.1 | | | 09 | - | 2.9 | |
| | | 10 | 0 | 0.0 | | | 10 | 0 | 0.0 | |
| | 11 | - | 2.8 | | 11 | - | 1.7 | | | |
| | 12 | 0 | 0.0 | | 12 | 0 | 0.0 | | | |
| | MAY ISD | ALL | 5 | 2.0 | | BURNET BURNET CONS ISD | ALL | 56 | 2.3 | |
| | | KG | - | 10.0 | | | KG | 5 | 2.8 | |
| | | 01 | - | 4.8 | | | 01 | - | 1.1 | |
| | | 02 | 0 | 0.0 | | | 02 | - | 1.7 | |
| | | 03 | 0 | 0.0 | | | 03 | - | 0.5 | |
| | | 04 | 0 | 0.0 | | | 04 | 0 | 0.0 | |
| | | 05 | 0 | 0.0 | | | 05 | - | 0.5 | |
| | | 06 | 0 | 0.0 | | | 06 | 0 | 0.0 | |
| | | 07 | - | 4.3 | | | 07 | 0 | 0.0 | |
| | | 08 | 0 | 0.0 | | | 08 | - | 0.5 | |
| | | 09 | 0 | 0.0 | | | 09 | 28 | 11.0 | |
| | | 10 | - | 4.3 | | | 10 | 6 | 3.4 | |
| | 11 | 0 | 0.0 | | 11 | 7 | 4.1 | | | |
| | 12 | 0 | 0.0 | | 12 | - | 1.4 | | | |
| | ZEPHYR ISD | ALL | - | 1.2 | | MARBLE FALLS IS | ALL | 159 | 5.1 | |
| | | KG | - | 8.3 | | | KG | 5 | 2.3 | |
| | | 01 | 0 | 0.0 | | | 01 | 21 | 8.7 | |
| | | 02 | 0 | 0.0 | | | 02 | 10 | 3.6 | |
| | | 03 | 0 | 0.0 | | | 03 | 9 | 3.6 | |
| | | 04 | 0 | 0.0 | | | 04 | - | 1.7 | |
| | | 05 | - | 5.9 | | | 05 | - | 1.6 | |
| | | 06 | 0 | 0.0 | | | 06 | - | 1.0 | |
| | | 07 | 0 | 0.0 | | | 07 | 0 | 0.0 | |
| | | 08 | 0 | 0.0 | | | 08 | - | 0.8 | |
| | | 09 | 0 | 0.0 | | | 09 | 63 | 22.9 | |
| | | 10 | 0 | 0.0 | | | 10 | 30 | 15.2 | |
| | 11 | 0 | 0.0 | | 11 | 7 | 3.8 | | | |
| | 12 | 0 | 0.0 | | 12 | - | 0.6 | | | |
| BURLESON | CALDWELL ISD | ALL | 76 | 4.2 | CALDWELL | LOCKHART ISD | ALL | 119 | 3.1 | |
| | | KG | - | 1.6 | | | | KG | - | 0.7 |
| | | 01 | 9 | 6.0 | | | | 01 | - | 1.1 |
| | | 02 | 12 | 9.0 | | | | 02 | 10 | 3.3 |
| | | 03 | 8 | 6.0 | | | | 03 | - | 0.7 |
| | | 04 | 0 | 0.0 | | | | 04 | 0 | 0.0 |
| | | 05 | - | 0.6 | | | | 05 | 0 | 0.0 |
| | | 06 | 7 | 4.3 | | | | 06 | 0 | 0.0 |
| | | 07 | 6 | 3.8 | | | | 07 | 9 | 2.8 |
| | | 08 | - | 1.3 | | | | 08 | 7 | 2.1 |
| | | 09 | 16 | 11.0 | | | | 09 | 60 | 16.5 |
| | | 10 | 8 | 5.6 | | | | 10 | 23 | 8.5 |
| 11 | - | 2.8 | | 11 | - | 0.6 | | | | |
| 12 | - | 1.9 | | 12 | - | 1.0 | | | | |

NOTE: A DASH (-) INDICATES DATA ARE NOT REPORTED TO PROTECT STUDENT ANONYMITY.

APPENDIX D
1997-98 RETENTION RATES
DISTRICT RETENTION RATES BY GRADE

| COUNTY | DISTRICT | GRADE | 97-98 TOTAL RETAINED | 97-98 RETENTION RATE | COUNTY | DISTRICT | GRADE | 97-98 TOTAL RETAINED | 97-98 RETENTION RATE |
|----------------------|-----------------|-------|----------------------------|----------------------------|----------------------|-----------------|-------|----------------------------|----------------------------|
| CALDWELL (cont'd) | LULING ISD | ALL | 47 | 3.2 | CALLAHAN (cont'd) | CROSS PLAINS IS | ALL | 8 | 1.8 |
| | | KG | 0 | 0.0 | | | KG | 0 | 0.0 |
| | | 01 | - | 3.2 | | | 01 | - | 11.5 |
| | | 02 | - | 1.7 | | | 02 | 0 | 0.0 |
| | | 03 | 0 | 0.0 | | | 03 | - | 3.6 |
| | | 04 | 0 | 0.0 | | | 04 | 0 | 0.0 |
| | | 05 | - | 1.0 | | | 05 | 0 | 0.0 |
| | | 06 | - | 0.7 | | | 06 | 0 | 0.0 |
| | | 07 | - | 0.8 | | | 07 | - | 2.5 |
| | | 08 | - | 0.8 | | | 08 | 0 | 0.0 |
| | | 09 | 24 | 17.9 | | | 09 | - | 2.2 |
| | | 10 | 5 | 5.1 | | | 10 | - | 5.1 |
| 11 | 5 | 6.0 | 11 | 0 | 0.0 | | | | |
| 12 | - | 3.2 | 12 | 0 | 0.0 | | | | |
| | PRAIRIE LEA ISD | ALL | - | 0.6 | | EULA ISD | ALL | 7 | 1.3 |
| | | KG | 0 | 0.0 | | | KG | - | 2.9 |
| | | 01 | 0 | 0.0 | | | 01 | - | 6.1 |
| | | 02 | 0 | 0.0 | | | 02 | - | 2.9 |
| | | 03 | 0 | 0.0 | | | 03 | - | 5.0 |
| | | 04 | 0 | 0.0 | | | 04 | 0 | 0.0 |
| | | 05 | 0 | 0.0 | | | 05 | 0 | 0.0 |
| | | 06 | 0 | 0.0 | | | 06 | 0 | 0.0 |
| | | 07 | 0 | 0.0 | | | 07 | 0 | 0.0 |
| | | 08 | 0 | 0.0 | | | 08 | 0 | 0.0 |
| | | 09 | - | 3.7 | | | 09 | - | 2.0 |
| | | 10 | 0 | 0.0 | | | 10 | 0 | 0.0 |
| 11 | 0 | 0.0 | 11 | 0 | 0.0 | | | | |
| 12 | 0 | 0.0 | 12 | 0 | 0.0 | | | | |
| CALHOUN | CALHOUN CO ISD | ALL | 274 | 6.9 | CAMERON | BROWNSVILLE ISD | ALL | 2,666 | 7.6 |
| | | KG | 13 | 3.7 | | | KG | 21 | 0.7 |
| | | 01 | 22 | 5.5 | | | 01 | 232 | 7.2 |
| | | 02 | 11 | 3.5 | | | 02 | 107 | 3.5 |
| | | 03 | 14 | 4.4 | | | 03 | 71 | 2.4 |
| | | 04 | - | 0.7 | | | 04 | 27 | 0.9 |
| | | 05 | 5 | 1.6 | | | 05 | 26 | 1.0 |
| | | 06 | 14 | 4.8 | | | 06 | 132 | 4.6 |
| | | 07 | 18 | 5.8 | | | 07 | 117 | 4.3 |
| | | 08 | 7 | 2.4 | | | 08 | 120 | 4.5 |
| | | 09 | 118 | 31.5 | | | 09 | 1,401 | 35.5 |
| | | 10 | 31 | 11.7 | | | 10 | 178 | 9.1 |
| 11 | 15 | 8.1 | 11 | 145 | 7.3 | | | | |
| 12 | - | 1.7 | 12 | 89 | 5.7 | | | | |
| CALLAHAN | BAIRD ISD | ALL | 6 | 1.4 | | HARLINGEN CONS | ALL | 714 | 5.4 |
| | | KG | - | 2.8 | | | KG | - | 0.2 |
| | | 01 | 0 | 0.0 | | | 01 | 69 | 5.9 |
| | | 02 | - | 3.8 | | | 02 | 35 | 3.1 |
| | | 03 | 0 | 0.0 | | | 03 | 11 | 1.0 |
| | | 04 | - | 3.8 | | | 04 | 8 | 0.8 |
| | | 05 | - | 2.6 | | | 05 | - | 0.3 |
| | | 06 | 0 | 0.0 | | | 06 | 8 | 0.8 |
| | | 07 | - | 2.4 | | | 07 | 11 | 1.1 |
| | | 08 | 0 | 0.0 | | | 08 | 7 | 0.7 |
| | | 09 | 0 | 0.0 | | | 09 | 413 | 31.9 |
| | | 10 | - | 3.4 | | | 10 | 57 | 6.6 |
| 11 | 0 | 0.0 | 11 | 44 | 5.8 | | | | |
| 12 | 0 | 0.0 | 12 | 46 | 5.5 | | | | |
| | CLYDE CONS ISD | ALL | 26 | 1.8 | | LA FERIA ISD | ALL | 88 | 3.6 |
| | | KG | - | 4.4 | | | KG | 0 | 0.0 |
| | | 01 | - | 1.0 | | | 01 | 7 | 3.2 |
| | | 02 | - | 1.1 | | | 02 | 5 | 2.4 |
| | | 03 | 0 | 0.0 | | | 03 | 0 | 0.0 |
| | | 04 | - | 0.9 | | | 04 | 0 | 0.0 |
| | | 05 | 0 | 0.0 | | | 05 | 0 | 0.0 |
| | | 06 | - | 0.8 | | | 06 | - | 1.1 |
| | | 07 | - | 2.3 | | | 07 | - | 1.0 |
| | | 08 | - | 1.5 | | | 08 | - | 1.6 |
| | | 09 | 9 | 7.4 | | | 09 | 44 | 19.8 |
| | | 10 | - | 2.1 | | | 10 | 14 | 9.1 |
| 11 | 0 | 0.0 | 11 | 8 | 5.2 | | | | |
| 12 | - | 2.1 | 12 | - | 2.0 | | | | |

NOTE: A DASH (-) INDICATES DATA ARE NOT REPORTED TO PROTECT STUDENT ANONYMITY.

APPENDIX D
1997-98 RETENTION RATES
DISTRICT RETENTION RATES BY GRADE

| COUNTY | DISTRICT | GRADE | 97-98 TOTAL RETAINED | 97-98 RETENTION RATE | COUNTY | DISTRICT | GRADE | 97-98 TOTAL RETAINED | 97-98 RETENTION RATE |
|---------------------|-----------------|-------|----------------------------|----------------------------|---------------------|-----------------|-------|----------------------------|----------------------------|
| CAMERON (cont'd) | LOS FRESNOS CON | ALL | 264 | 5.0 | CAMERON (cont'd) | SANTA ROSA ISD | ALL | 36 | 3.2 |
| | | KG | - | 0.7 | | | KG | 0 | 0.0 |
| | | 01 | 27 | 5.6 | | | 01 | 8 | 8.0 |
| | | 02 | 11 | 2.5 | | | 02 | 10 | 10.1 |
| | | 03 | 5 | 1.3 | | | 03 | 0 | 0.0 |
| | | 04 | - | 0.2 | | | 04 | - | 1.1 |
| | | 05 | - | 0.5 | | | 05 | 0 | 0.0 |
| | | 06 | - | 0.5 | | | 06 | 0 | 0.0 |
| | | 07 | - | 0.5 | | | 07 | - | 2.2 |
| | | 08 | - | 0.7 | | | 08 | - | 3.8 |
| | | 09 | 139 | 26.2 | | | 09 | - | 1.1 |
| | | 10 | 42 | 11.6 | | | 10 | - | 5.3 |
| | | 11 | 20 | 6.6 | | | 11 | - | 1.3 |
| 12 | 7 | 2.6 | 12 | 6 | 8.2 | | | | |
| | POINT ISABEL IS | ALL | 89 | 4.4 | | SOUTH TEXAS ISD | ALL | 132 | 6.6 |
| | | KG | 6 | 3.7 | | | 01 | - | - |
| | | 01 | 22 | 11.3 | | | 03 | - | - |
| | | 02 | 9 | 4.9 | | | 04 | - | - |
| | | 03 | 7 | 4.0 | | | 05 | - | - |
| | | 04 | 6 | 3.7 | | | 06 | - | - |
| | | 05 | - | 0.7 | | | 07 | - | 1.9 |
| | | 06 | - | 1.8 | | | 08 | - | 2.0 |
| | | 07 | - | 2.7 | | | 09 | 52 | 11.2 |
| | | 08 | - | 1.2 | | | 10 | 19 | 4.6 |
| | | 09 | 13 | 7.6 | | | 11 | 5 | 1.3 |
| | | 10 | 8 | 5.8 | | | 12 | 50 | 12.9 |
| | | 11 | - | 2.7 | | | | | |
| 12 | 5 | 4.9 | | | | | | | |
| | RIO HONDO ISD | ALL | 131 | 7.1 | CAMP | PITTSBURG ISD | ALL | 52 | 2.7 |
| | | KG | 0 | 0.0 | | | KG | - | 2.1 |
| | | 01 | 9 | 5.8 | | | 01 | 6 | 3.6 |
| | | 02 | 8 | 4.9 | | | 02 | - | 0.7 |
| | | 03 | - | 0.7 | | | 03 | 0 | 0.0 |
| | | 04 | 0 | 0.0 | | | 04 | 0 | 0.0 |
| | | 05 | - | 0.7 | | | 05 | - | 1.3 |
| | | 06 | - | 2.0 | | | 06 | - | 1.3 |
| | | 07 | - | 2.0 | | | 07 | 0 | 0.0 |
| | | 08 | 0 | 0.0 | | | 08 | - | 0.7 |
| | | 09 | 85 | 44.0 | | | 09 | 14 | 8.2 |
| | | 10 | 11 | 9.6 | | | 10 | 7 | 5.2 |
| | | 11 | - | 4.1 | | | 11 | 16 | 10.6 |
| 12 | 6 | 5.8 | 12 | 0 | 0.0 | | | | |
| | SAN BENITO CONS | ALL | 297 | 3.9 | CARSON | GROOM ISD | ALL | - | 0.6 |
| | | KG | 6 | 0.9 | | | KG | - | 7.1 |
| | | 01 | 5 | 0.8 | | | 01 | 0 | 0.0 |
| | | 02 | 6 | 1.0 | | | 02 | 0 | 0.0 |
| | | 03 | - | 0.2 | | | 03 | 0 | 0.0 |
| | | 04 | - | 0.2 | | | 04 | 0 | 0.0 |
| | | 05 | 0 | 0.0 | | | 05 | 0 | 0.0 |
| | | 06 | 5 | 0.9 | | | 06 | 0 | 0.0 |
| | | 07 | 23 | 3.6 | | | 07 | 0 | 0.0 |
| | | 08 | 14 | 2.4 | | | 08 | 0 | 0.0 |
| | | 09 | 153 | 21.1 | | | 09 | 0 | 0.0 |
| | | 10 | 39 | 8.3 | | | 10 | 0 | 0.0 |
| | | 11 | 32 | 8.4 | | | 11 | 0 | 0.0 |
| 12 | 12 | 2.8 | 12 | 0 | 0.0 | | | | |
| | SANTA MARIA ISD | ALL | 18 | 3.9 | | PANHANDLE ISD | ALL | 8 | 1.1 |
| | | KG | 0 | 0.0 | | | KG | - | 2.0 |
| | | 01 | - | 6.7 | | | 01 | - | 1.9 |
| | | 02 | - | 11.8 | | | 02 | 0 | 0.0 |
| | | 03 | 0 | 0.0 | | | 03 | 0 | 0.0 |
| | | 04 | - | 2.2 | | | 04 | 0 | 0.0 |
| | | 05 | 0 | 0.0 | | | 05 | 0 | 0.0 |
| | | 06 | - | 4.5 | | | 06 | - | 1.6 |
| | | 07 | 0 | 0.0 | | | 07 | 0 | 0.0 |
| | | 08 | 0 | 0.0 | | | 08 | - | 2.0 |
| | | 09 | 6 | 17.1 | | | 09 | - | 5.6 |
| | | 10 | - | 8.1 | | | 10 | - | 1.9 |
| | | 11 | 0 | 0.0 | | | 11 | 0 | 0.0 |
| 12 | - | 2.5 | 12 | 0 | 0.0 | | | | |

NOTE: A DASH (-) INDICATES DATA ARE NOT REPORTED TO PROTECT STUDENT ANONYMITY.

APPENDIX D
1997-98 RETENTION RATES
DISTRICT RETENTION RATES BY GRADE

| COUNTY | DISTRICT | GRADE | 97-98 TOTAL RETAINED | 97-98 RETENTION RATE | COUNTY | DISTRICT | GRADE | 97-98 TOTAL RETAINED | 97-98 RETENTION RATE |
|--------------------|----------------|-------------|----------------------------|----------------------------|------------------|----------------|-------|----------------------------|----------------------------|
| CARSON (cont'd) | WHITE DEER ISD | ALL | - | 0.6 | CASS (cont'd) | LINDEN-KILDARE | ALL | 21 | 2.1 |
| | | KG | 0 | 0.0 | | | KG | 0 | 0.0 |
| | | 01 | - | 5.6 | | | 01 | 5 | 6.9 |
| | | 02 | 0 | 0.0 | | | 02 | - | 2.5 |
| | | 03 | 0 | 0.0 | | | 03 | 0 | 0.0 |
| | | 04 | 0 | 0.0 | | | 04 | 0 | 0.0 |
| | | 05 | 0 | 0.0 | | | 05 | 0 | 0.0 |
| | | 06 | 0 | 0.0 | | | 06 | 7 | 7.9 |
| | | 07 | 0 | 0.0 | | | 07 | - | 2.7 |
| | | 08 | 0 | 0.0 | | | 08 | 0 | 0.0 |
| | | 09 | - | 2.9 | | | 09 | - | 2.8 |
| | | 10 | 0 | 0.0 | | | 10 | - | 2.2 |
| | | 11 | 0 | 0.0 | | | 11 | 0 | 0.0 |
| 12 | 0 | 0.0 | 12 | 0 | 0.0 | | | | |
| CASS | ATLANTA ISD | ALL | 44 | 2.5 | MARIETTA ISD | ALL | - | 7.0 | |
| | | KG | 13 | 9.9 | | KG | 0 | 0.0 | |
| | | 01 | 8 | 5.4 | | 01 | - | 40.0 | |
| | | 02 | - | 0.7 | | 02 | - | 12.5 | |
| | | 03 | - | 0.8 | | 03 | 0 | 0.0 | |
| | | 04 | - | 0.8 | | 04 | 0 | 0.0 | |
| | | 05 | - | 0.8 | | 05 | - | - | |
| | | 06 | 0 | 0.0 | | 06 | 0 | 0.0 | |
| | | 07 | - | 0.7 | | | | | |
| | | 08 | - | 0.7 | | | | | |
| | | 09 | 13 | 9.0 | | | | | |
| | | 10 | - | 1.5 | | | | | |
| | 11 | - | 1.5 | | | | | | |
| | 12 | 0 | 0.0 | | | | | | |
| | | AVINGER ISD | ALL | 6 | 3.5 | MCLEOD ISD | ALL | 12 | 2.8 |
| | | | KG | 0 | 0.0 | | KG | - | 5.9 |
| | | | 01 | 0 | 0.0 | | 01 | - | 9.1 |
| | | | 02 | - | 5.9 | | 02 | 0 | 0.0 |
| | | | 03 | 0 | 0.0 | | 03 | - | 3.8 |
| | | | 04 | - | 12.5 | | 04 | 0 | 0.0 |
| | | | 05 | 0 | 0.0 | | 05 | - | 5.7 |
| | | | 06 | - | 22.2 | | 06 | 0 | 0.0 |
| | | | 07 | 0 | 0.0 | | 07 | - | 2.6 |
| | | | 08 | 0 | 0.0 | | 08 | 0 | 0.0 |
| | 09 | | - | 6.7 | 09 | | - | 4.3 | |
| | 10 | | 0 | 0.0 | 10 | | - | 3.4 | |
| | 11 | 0 | 0.0 | 11 | 0 | 0.0 | | | |
| | 12 | 0 | 0.0 | 12 | 0 | 0.0 | | | |
| | BLOOMBURG ISD | ALL | - | 0.9 | QUEEN CITY ISD | ALL | 18 | 1.5 | |
| | | KG | 0 | 0.0 | | KG | 0 | 0.0 | |
| | | 01 | 0 | 0.0 | | 01 | - | 1.2 | |
| | | 02 | - | 7.1 | | 02 | 0 | 0.0 | |
| | | 03 | - | 6.3 | | 03 | - | 1.1 | |
| | | 04 | 0 | 0.0 | | 04 | 0 | 0.0 | |
| | | 05 | 0 | 0.0 | | 05 | - | 1.2 | |
| | | 06 | 0 | 0.0 | | 06 | - | 2.0 | |
| | | 07 | 0 | 0.0 | | 07 | 0 | 0.0 | |
| | | 08 | 0 | 0.0 | | 08 | 5 | 5.3 | |
| | | 09 | 0 | 0.0 | | 09 | - | 3.3 | |
| | | 10 | 0 | 0.0 | | 10 | - | 1.1 | |
| | 11 | 0 | 0.0 | 11 | - | 2.2 | | | |
| | 12 | 0 | 0.0 | 12 | - | 2.1 | | | |
| | HUGHES SPRINGS | ALL | 31 | 3.4 | CASTRO | DIMMITT ISD | ALL | 44 | 3.4 |
| | | KG | - | 1.5 | | | KG | 5 | 5.4 |
| | | 01 | - | 2.8 | | | 01 | 9 | 9.1 |
| | | 02 | - | 1.4 | | | 02 | - | 2.1 |
| | | 03 | - | 3.0 | | | 03 | 0 | 0.0 |
| | | 04 | 5 | 6.8 | | | 04 | - | 2.7 |
| | | 05 | 0 | 0.0 | | | 05 | - | 1.9 |
| | | 06 | - | 2.6 | | | 06 | - | 2.0 |
| | | 07 | - | 4.2 | | | 07 | - | 1.0 |
| | | 08 | 0 | 0.0 | | | 08 | - | 3.0 |
| | | 09 | 8 | 13.1 | | | 09 | 11 | 8.9 |
| | | 10 | - | 4.9 | | | 10 | - | 2.5 |
| | 11 | - | 1.7 | 11 | - | 1.1 | | | |
| | 12 | - | 1.6 | 12 | - | 3.4 | | | |

NOTE: A DASH (-) INDICATES DATA ARE NOT REPORTED TO PROTECT STUDENT ANONYMITY.

APPENDIX D
1997-98 RETENTION RATES
DISTRICT RETENTION RATES BY GRADE

| COUNTY | DISTRICT | GRADE | 97-98 TOTAL RETAINED | 97-98 RETENTION RATE | COUNTY | DISTRICT | GRADE | 97-98 TOTAL RETAINED | 97-98 RETENTION RATE |
|--------------------|-----------------|-------|----------------------------|----------------------------|----------|-----------------|-------|----------------------------|----------------------------|
| CASTRO (cont'd) | HART ISD | ALL | - | 1.0 | CHEROKEE | ALTO ISD | ALL | 18 | 2.9 |
| | | KG | - | 2.9 | | | KG | 0 | 0.0 |
| | | 01 | 0 | 0.0 | | | 01 | - | 2.7 |
| | | 02 | 0 | 0.0 | | | 02 | - | 5.3 |
| | | 03 | 0 | 0.0 | | | 03 | 0 | 0.0 |
| | | 04 | 0 | 0.0 | | | 04 | 0 | 0.0 |
| | | 05 | 0 | 0.0 | | | 05 | - | 1.8 |
| | | 06 | 0 | 0.0 | | | 06 | - | 2.6 |
| | | 07 | - | 2.6 | | | 07 | 5 | 8.8 |
| | | 08 | 0 | 0.0 | | | 08 | - | 2.4 |
| | | 09 | - | 2.7 | | | 09 | 6 | 10.0 |
| | | 10 | 0 | 0.0 | | | 10 | - | 2.1 |
| | | 11 | - | 3.1 | | | 11 | 0 | 0.0 |
| 12 | 0 | 0.0 | 12 | 0 | 0.0 | | | | |
| | NAZARETH ISD | ALL | 0 | 0.0 | | JACKSONVILLE IS | ALL | 140 | 3.3 |
| | | KG | 0 | 0.0 | | | KG | - | 0.6 |
| | | 01 | 0 | 0.0 | | | 01 | 42 | 11.3 |
| | | 02 | 0 | 0.0 | | | 02 | 14 | 4.0 |
| | | 03 | 0 | 0.0 | | | 03 | 5 | 1.4 |
| | | 04 | 0 | 0.0 | | | 04 | - | 0.6 |
| | | 05 | 0 | 0.0 | | | 05 | 5 | 1.4 |
| | | 06 | 0 | 0.0 | | | 06 | - | 0.3 |
| | | 07 | 0 | 0.0 | | | 07 | 6 | 1.7 |
| | | 08 | 0 | 0.0 | | | 08 | - | 0.6 |
| | | 09 | 0 | 0.0 | | | 09 | 44 | 12.1 |
| | | 10 | 0 | 0.0 | | | 10 | 8 | 2.9 |
| | | 11 | 0 | 0.0 | | | 11 | 7 | 3.0 |
| 12 | 0 | 0.0 | 12 | - | 0.8 | | | | |
| CHAMBERS | ANAHUAC ISD | ALL | 42 | 3.2 | | NEW SUMMERFIELD | ALL | 21 | 6.6 |
| | | KG | 5 | 4.8 | | | KG | - | 8.8 |
| | | 01 | 9 | 7.4 | | | 01 | 5 | 12.8 |
| | | 02 | 0 | 0.0 | | | 02 | - | 11.1 |
| | | 03 | - | 1.0 | | | 03 | - | 4.8 |
| | | 04 | - | 1.9 | | | 04 | - | 8.3 |
| | | 05 | - | 1.0 | | | 05 | - | 4.5 |
| | | 06 | 0 | 0.0 | | | 06 | 0 | 0.0 |
| | | 07 | - | 1.0 | | | 07 | 0 | 0.0 |
| | | 08 | 0 | 0.0 | | | 08 | - | 10.3 |
| | | 09 | 18 | 14.1 | | | 09 | - | 9.5 |
| | | 10 | - | 3.4 | | | 10 | 0 | 0.0 |
| | | 11 | 0 | 0.0 | | | 11 | 0 | 0.0 |
| 12 | - | 2.5 | 12 | - | 4.8 | | | | |
| | BARBERS HILL IS | ALL | 103 | 4.6 | | RUSK ISD | ALL | 27 | 1.5 |
| | | KG | 15 | 7.8 | | | KG | - | 0.7 |
| | | 01 | 24 | 13.8 | | | 01 | 0 | 0.0 |
| | | 02 | 5 | 3.1 | | | 02 | 0 | 0.0 |
| | | 03 | - | 2.4 | | | 03 | 0 | 0.0 |
| | | 04 | - | 2.2 | | | 04 | - | 0.6 |
| | | 05 | - | 0.6 | | | 05 | - | 0.8 |
| | | 06 | 16 | 7.6 | | | 06 | - | 0.7 |
| | | 07 | 6 | 3.2 | | | 07 | 0 | 0.0 |
| | | 08 | 5 | 3.0 | | | 08 | - | 0.8 |
| | | 09 | 16 | 9.2 | | | 09 | 14 | 9.4 |
| | | 10 | - | 2.4 | | | 10 | - | 1.4 |
| | | 11 | - | 1.2 | | | 11 | - | 3.2 |
| 12 | - | 0.8 | 12 | - | 1.7 | | | | |
| | EAST CHAMBERS I | ALL | 24 | 2.4 | | WELLS ISD | ALL | - | 1.2 |
| | | KG | - | 1.2 | | | KG | 0 | 0.0 |
| | | 01 | - | 3.9 | | | 01 | - | 5.9 |
| | | 02 | - | 5.1 | | | 02 | 0 | 0.0 |
| | | 03 | 0 | 0.0 | | | 03 | 0 | 0.0 |
| | | 04 | 0 | 0.0 | | | 04 | 0 | 0.0 |
| | | 05 | 0 | 0.0 | | | 05 | 0 | 0.0 |
| | | 06 | - | 4.5 | | | 06 | 0 | 0.0 |
| | | 07 | - | 2.4 | | | 07 | 0 | 0.0 |
| | | 08 | - | 4.2 | | | 08 | 0 | 0.0 |
| | | 09 | 5 | 6.0 | | | 09 | - | 5.6 |
| | | 10 | - | 1.2 | | | 10 | 0 | 0.0 |
| | | 11 | - | 2.7 | | | 11 | - | 5.9 |
| 12 | 0 | 0.0 | 12 | 0 | 0.0 | | | | |

NOTE: A DASH (-) INDICATES DATA ARE NOT REPORTED TO PROTECT STUDENT ANONYMITY.

APPENDIX D
1997-98 RETENTION RATES
DISTRICT RETENTION RATES BY GRADE

| COUNTY | DISTRICT | GRADE | 97-98 TOTAL RETAINED | 97-98 RETENTION RATE | COUNTY | DISTRICT | GRADE | 97-98 TOTAL RETAINED | 97-98 RETENTION RATE | |
|---------------|---------------|-------|----------------------------|----------------------------|------------------|----------------|-------|----------------------------|----------------------------|------|
| CHILDRESS | CHILDRESS ISD | ALL | 23 | 2.0 | CLAY (cont'd) | PETROLIA ISD | ALL | 7 | 1.4 | |
| | | KG | - | 3.3 | | | KG | 0 | 0.0 | |
| | | 01 | 6 | 7.4 | | | 01 | 0 | 0.0 | |
| | | 02 | - | 2.4 | | | 02 | - | 2.5 | |
| | | 03 | - | 2.3 | | | 03 | - | 2.8 | |
| | | 04 | - | 2.2 | | | 04 | 0 | 0.0 | |
| | | 05 | 0 | 0.0 | | | 05 | 0 | 0.0 | |
| | | 06 | 0 | 0.0 | | | 06 | 0 | 0.0 | |
| | | 07 | - | 1.0 | | | 07 | 0 | 0.0 | |
| | | 08 | - | 2.0 | | | 08 | - | 2.2 | |
| | | 09 | - | 1.1 | | | 09 | - | 10.0 | |
| | | 10 | - | 3.2 | | | 10 | - | 3.1 | |
| | | 11 | - | 1.1 | | | 11 | 0 | 0.0 | |
| 12 | 0 | 0.0 | 12 | 0 | 0.0 | | | | | |
| CLAY | BELLEVUE ISD | ALL | 0 | 0.0 | COCHRAN | MORTON ISD | ALL | 13 | 2.3 | |
| | | KG | 0 | 0.0 | | | KG | 0 | 0.0 | |
| | | 01 | 0 | 0.0 | | | 01 | - | 4.9 | |
| | | 02 | 0 | 0.0 | | | 02 | 0 | 0.0 | |
| | | 03 | 0 | 0.0 | | | 03 | - | 3.0 | |
| | | 04 | 0 | 0.0 | | | 04 | 0 | 0.0 | |
| | | 05 | 0 | 0.0 | | | 05 | 0 | 0.0 | |
| | | 06 | 0 | 0.0 | | | 06 | - | 8.9 | |
| | | 07 | 0 | 0.0 | | | 07 | - | 1.7 | |
| | | 08 | 0 | 0.0 | | | 08 | - | 1.8 | |
| | | 09 | 0 | 0.0 | | | 09 | - | 6.3 | |
| | | 10 | 0 | 0.0 | | | 10 | - | 2.3 | |
| | | 11 | 0 | 0.0 | | | 11 | - | 2.7 | |
| | 12 | 0 | 0.0 | 12 | 0 | 0.0 | | | | |
| | BYERS ISD | ALL | KG | 0 | 0.0 | WHITEFACE CONS | ALL | 23 | 4.9 | |
| | | | 01 | - | 14.3 | | | KG | - | 8.3 |
| | | | 02 | 0 | 0.0 | | | 01 | 0 | 0.0 |
| | | | 03 | 0 | 0.0 | | | 02 | - | 3.4 |
| | | | 04 | 0 | 0.0 | | | 03 | 0 | 0.0 |
| | | | 05 | 0 | 0.0 | | | 04 | - | 2.7 |
| | | | 06 | - | 7.7 | | | 05 | 0 | 0.0 |
| | | | 07 | 0 | 0.0 | | | 06 | 0 | 0.0 |
| | | | 08 | 0 | 0.0 | | | 07 | - | 5.1 |
| | | | 09 | 0 | 0.0 | | | 08 | - | 3.2 |
| | | | 10 | 0 | 0.0 | | | 09 | 10 | 16.9 |
| 11 | | | 0 | 0.0 | 10 | | | - | 2.1 | |
| 12 | 0 | 0.0 | 11 | - | 2.2 | | | | | |
| 12 | 0 | 0.0 | 12 | - | 7.4 | | | | | |
| HENRIETTA ISD | ALL | KG | - | 1.7 | COKE | BRONTE ISD | ALL | 17 | 5.2 | |
| | | 01 | - | 2.4 | | | KG | 0 | 0.0 | |
| | | 02 | 0 | 0.0 | | | 01 | - | 15.8 | |
| | | 03 | - | 1.2 | | | 02 | 0 | 0.0 | |
| | | 04 | 0 | 0.0 | | | 03 | - | 5.9 | |
| | | 05 | - | 1.2 | | | 04 | 0 | 0.0 | |
| | | 06 | 7 | 9.5 | | | 05 | 0 | 0.0 | |
| | | 07 | - | 5.2 | | | 06 | 0 | 0.0 | |
| | | 08 | - | 2.4 | | | 07 | 0 | 0.0 | |
| | | 09 | 6 | 6.4 | | | 08 | 0 | 0.0 | |
| | | 10 | - | 1.3 | | | 09 | 10 | 20.0 | |
| | | 11 | - | 1.4 | | | 10 | - | 6.3 | |
| | | 12 | 0 | 0.0 | | | 11 | 0 | 0.0 | |
| 12 | 0 | 0.0 | 12 | - | 4.3 | | | | | |
| MIDWAY ISD | ALL | KG | 0 | 0.0 | ROBERT LEE ISD | ALL | 5 | 1.5 | | |
| | | 01 | - | 9.1 | | | KG | 0 | 0.0 | |
| | | 02 | 0 | 0.0 | | | 01 | 0 | 0.0 | |
| | | 03 | 0 | 0.0 | | | 02 | 0 | 0.0 | |
| | | 04 | 0 | 0.0 | | | 03 | 0 | 0.0 | |
| | | 05 | 0 | 0.0 | | | 04 | - | 6.7 | |
| | | 06 | - | 9.1 | | | 05 | 0 | 0.0 | |
| | | 07 | 0 | 0.0 | | | 06 | 0 | 0.0 | |
| | | 08 | 0 | 0.0 | | | 07 | 0 | 0.0 | |
| | | 09 | 0 | 0.0 | | | 08 | - | 4.0 | |
| | | 10 | 0 | 0.0 | | | 09 | - | 3.3 | |
| | | 11 | 0 | 0.0 | | | 10 | 0 | 0.0 | |
| | | 12 | 0 | 0.0 | | | 11 | 0 | 0.0 | |
| 12 | 0 | 0.0 | 12 | - | 3.1 | | | | | |

NOTE: A DASH (-) INDICATES DATA ARE NOT REPORTED TO PROTECT STUDENT ANONYMITY.

APPENDIX D
1997-98 RETENTION RATES
DISTRICT RETENTION RATES BY GRADE

| COUNTY | DISTRICT | GRADE | 97-98 TOTAL RETAINED | 97-98 RETENTION RATE | COUNTY | DISTRICT | GRADE | 97-98 TOTAL RETAINED | 97-98 RETENTION RATE |
|---------|-----------------|-------|----------------------------|----------------------------|--------------------|-----------------|-------|----------------------------|----------------------------|
| COLEMAN | COLEMAN ISD | ALL | 33 | 3.1 | COLLIN (cont'd) | ANNA ISD | ALL | 23 | 3.0 |
| | | KG | 0 | 0.0 | | | KG | - | 5.5 |
| | | 01 | 11 | 13.1 | | | 01 | - | 6.7 |
| | | 02 | - | 3.9 | | | 02 | - | 7.7 |
| | | 03 | - | 1.2 | | | 03 | - | 1.5 |
| | | 04 | - | 4.2 | | | 04 | - | 2.0 |
| | | 05 | 0 | 0.0 | | | 05 | - | 3.6 |
| | | 06 | 0 | 0.0 | | | 06 | 0 | 0.0 |
| | | 07 | - | 1.3 | | | 07 | 0 | 0.0 |
| | | 08 | - | 2.4 | | | 08 | 0 | 0.0 |
| | | 09 | 5 | 5.4 | | | 09 | - | 6.5 |
| | | 10 | 0 | 0.0 | | | 10 | - | 1.5 |
| 11 | - | 2.4 | 11 | - | 3.6 | | | | |
| 12 | - | 5.5 | 12 | - | 2.1 | | | | |
| | NOVICE ISD | ALL | 5 | 5.6 | | BLUE RIDGE ISD | ALL | - | 0.8 |
| | | KG | 0 | 0.0 | | | KG | 0 | 0.0 |
| | | 01 | - | 33.3 | | | 01 | - | 2.3 |
| | | 02 | - | 16.7 | | | 02 | 0 | 0.0 |
| | | 03 | 0 | 0.0 | | | 03 | 0 | 0.0 |
| | | 04 | - | 20.0 | | | 04 | 0 | 0.0 |
| | | 05 | - | - | | | 05 | 0 | 0.0 |
| | | 06 | - | 9.1 | | | 06 | 0 | 0.0 |
| | | 07 | 0 | 0.0 | | | 07 | - | 1.7 |
| | | 08 | 0 | 0.0 | | | 08 | 0 | 0.0 |
| | | 09 | - | - | | | 09 | - | 6.7 |
| | | 10 | - | - | | | 10 | 0 | 0.0 |
| 11 | 0 | 0.0 | 11 | 0 | 0.0 | | | | |
| 12 | 0 | 0.0 | 12 | 0 | 0.0 | | | | |
| | PANTHER CREEK C | ALL | - | 0.5 | | CELINA ISD | ALL | 43 | 4.7 |
| | | KG | 0 | 0.0 | | | KG | 16 | 20.5 |
| | | 01 | - | 7.1 | | | 01 | 10 | 13.5 |
| | | 02 | 0 | 0.0 | | | 02 | - | 1.8 |
| | | 03 | 0 | 0.0 | | | 03 | 0 | 0.0 |
| | | 04 | 0 | 0.0 | | | 04 | - | 3.9 |
| | | 05 | 0 | 0.0 | | | 05 | 0 | 0.0 |
| | | 06 | 0 | 0.0 | | | 06 | - | 1.2 |
| | | 07 | 0 | 0.0 | | | 07 | - | 2.3 |
| | | 08 | 0 | 0.0 | | | 08 | 0 | 0.0 |
| | | 09 | 0 | 0.0 | | | 09 | - | 1.3 |
| | | 10 | 0 | 0.0 | | | 10 | 6 | 10.2 |
| 11 | 0 | 0.0 | 11 | - | 2.8 | | | | |
| 12 | 0 | 0.0 | 12 | - | 1.9 | | | | |
| | SANTA ANNA ISD | ALL | 12 | 4.2 | | COMMUNITY ISD | ALL | 35 | 3.4 |
| | | KG | - | 8.7 | | | KG | - | 1.1 |
| | | 01 | 0 | 0.0 | | | 01 | - | 2.2 |
| | | 02 | 0 | 0.0 | | | 02 | - | 1.2 |
| | | 03 | 0 | 0.0 | | | 03 | - | 3.8 |
| | | 04 | 0 | 0.0 | | | 04 | 9 | 11.4 |
| | | 05 | - | 3.8 | | | 05 | - | 4.3 |
| | | 06 | - | 13.3 | | | 06 | 0 | 0.0 |
| | | 07 | 5 | 15.6 | | | 07 | - | 1.1 |
| | | 08 | 0 | 0.0 | | | 08 | - | 3.0 |
| | | 09 | - | 4.5 | | | 09 | - | 2.1 |
| | | 10 | - | 4.5 | | | 10 | 11 | 12.9 |
| 11 | 0 | 0.0 | 11 | 0 | 0.0 | | | | |
| 12 | 0 | 0.0 | 12 | 0 | 0.0 | | | | |
| COLLIN | ALLEN ISD | ALL | 99 | 1.2 | | FARMERSVILLE IS | ALL | 32 | 3.1 |
| | | KG | 15 | 2.4 | | | KG | 7 | 8.1 |
| | | 01 | 13 | 1.8 | | | 01 | - | 4.3 |
| | | 02 | 15 | 2.2 | | | 02 | - | 1.0 |
| | | 03 | 5 | 0.7 | | | 03 | - | 1.3 |
| | | 04 | 5 | 0.8 | | | 04 | - | 1.2 |
| | | 05 | - | 0.2 | | | 05 | 0 | 0.0 |
| | | 06 | - | 0.5 | | | 06 | 5 | 5.0 |
| | | 07 | - | 0.1 | | | 07 | - | 2.2 |
| | | 08 | - | 0.4 | | | 08 | 0 | 0.0 |
| | | 09 | 14 | 2.1 | | | 09 | 8 | 12.5 |
| | | 10 | 7 | 1.1 | | | 10 | - | 5.3 |
| 11 | - | 0.8 | 11 | 0 | 0.0 | | | | |
| 12 | 13 | 2.7 | 12 | 0 | 0.0 | | | | |

NOTE: A DASH (-) INDICATES DATA ARE NOT REPORTED TO PROTECT STUDENT ANONYMITY.

APPENDIX D
1997-98 RETENTION RATES
DISTRICT RETENTION RATES BY GRADE

| COUNTY | DISTRICT | GRADE | 97-98 TOTAL RETAINED | 97-98 RETENTION RATE | COUNTY | DISTRICT | GRADE | 97-98 TOTAL RETAINED | 97-98 RETENTION RATE |
|--------------------|--------------|-------|----------------------------|----------------------------|--------------------|---------------------------------|-------|----------------------------|----------------------------|
| COLLIN (cont'd) | FRISCO ISD | ALL | 42 | 1.2 | COLLIN (cont'd) | PRINCETON ISD | ALL | 44 | 2.4 |
| | | KG | 6 | 1.5 | | | KG | - | 0.6 |
| | | 01 | 9 | 2.6 | | | 01 | 11 | 7.4 |
| | | 02 | - | 1.1 | | | 02 | 10 | 5.7 |
| | | 03 | - | 0.3 | | | 03 | 6 | 3.7 |
| | | 04 | - | 1.4 | | | 04 | 0 | 0.0 |
| | | 05 | - | 0.3 | | | 05 | - | 1.2 |
| | | 06 | - | 0.7 | | | 06 | - | 1.2 |
| | | 07 | 0 | 0.0 | | | 07 | - | 0.7 |
| | | 08 | - | 0.4 | | | 08 | - | 0.8 |
| | | 09 | 8 | 3.5 | | | 09 | - | 1.9 |
| | | 10 | - | 1.8 | | | 10 | - | 2.7 |
| 11 | - | 1.4 | 11 | - | 2.5 | | | | |
| 12 | - | 0.8 | 12 | - | 1.1 | | | | |
| | LOVEJOY ISD | ALL | - | 0.7 | | PROSPER ISD | ALL | 10 | 1.3 |
| | | KG | - | 7.3 | | | KG | - | 1.6 |
| | | 01 | 0 | 0.0 | | | 01 | 0 | 0.0 |
| | | 02 | 0 | 0.0 | | | 02 | - | 3.4 |
| | | 03 | 0 | 0.0 | | | 03 | 0 | 0.0 |
| | | 04 | 0 | 0.0 | | | 04 | 0 | 0.0 |
| | | 05 | 0 | 0.0 | | | 05 | 0 | 0.0 |
| | | 06 | 0 | 0.0 | | | 06 | 0 | 0.0 |
| | | | | | 07 | - | 1.5 | | |
| | | | | | 08 | - | 2.3 | | |
| | | | | | 09 | - | 3.1 | | |
| | | | | | 10 | - | 3.2 | | |
| | | | | | 11 | 0 | 0.0 | | |
| | | | | | 12 | - | 2.1 | | |
| | MCKINNEY ISD | ALL | 247 | 3.1 | | WYLIE ISD | ALL | 109 | 3.1 |
| | | KG | 26 | 3.4 | | | KG | - | 1.3 |
| | | 01 | 21 | 2.7 | | | 01 | 10 | 3.1 |
| | | 02 | 13 | 1.8 | | | 02 | - | 1.3 |
| | | 03 | 7 | 1.0 | | | 03 | - | 1.3 |
| | | 04 | - | 0.3 | | | 04 | - | 0.3 |
| | | 05 | - | 0.5 | | | 05 | 0 | 0.0 |
| | | 06 | 7 | 1.0 | | | 06 | 0 | 0.0 |
| | | 07 | - | 0.5 | | | 07 | 6 | 2.1 |
| | | 08 | 5 | 0.9 | | | 08 | - | 0.4 |
| | | 09 | 97 | 16.3 | | | 09 | 45 | 15.4 |
| | | 10 | 35 | 7.2 | | | 10 | 14 | 6.1 |
| | 11 | 13 | 3.4 | | 11 | 14 | 7.8 | | |
| | 12 | 15 | 4.0 | | 12 | 6 | 3.3 | | |
| | MELISSA ISD | ALL | 9 | 2.8 | | COLLINGSWORTH SAMNORWOOD ISD | ALL | 0 | 0.0 |
| | | KG | - | 2.6 | | | KG | - | - |
| | | 01 | - | 7.0 | | | 01 | 0 | 0.0 |
| | | 02 | - | 3.0 | | | 02 | 0 | 0.0 |
| | | 03 | 0 | 0.0 | | | 03 | 0 | 0.0 |
| | | 04 | - | 2.6 | | | 04 | 0 | 0.0 |
| | | 05 | - | 3.7 | | | 05 | 0 | 0.0 |
| | | 06 | - | 2.9 | | | 06 | - | - |
| | | 07 | - | 3.3 | | | 07 | 0 | 0.0 |
| | 08 | 0 | 0.0 | | 08 | 0 | 0.0 | | |
| | | | | | 09 | 0 | 0.0 | | |
| | | | | | 10 | 0 | 0.0 | | |
| | | | | | 11 | 0 | 0.0 | | |
| | | | | | 12 | 0 | 0.0 | | |
| | PLANO ISD | ALL | 511 | 1.3 | | WELLINGTON ISD | ALL | 12 | 1.9 |
| | | KG | 47 | 1.6 | | | KG | - | 4.5 |
| | | 01 | 46 | 1.4 | | | 01 | - | 3.7 |
| | | 02 | 15 | 0.4 | | | 02 | 0 | 0.0 |
| | | 03 | 13 | 0.4 | | | 03 | - | 2.1 |
| | | 04 | 10 | 0.3 | | | 04 | 0 | 0.0 |
| | | 05 | 7 | 0.2 | | | 05 | 0 | 0.0 |
| | | 06 | 14 | 0.4 | | | 06 | 0 | 0.0 |
| | | 07 | 14 | 0.4 | | | 07 | 0 | 0.0 |
| | | 08 | 15 | 0.5 | | | 08 | 0 | 0.0 |
| | | 09 | 172 | 6.0 | | | 09 | - | 8.7 |
| | | 10 | 62 | 2.2 | | | 10 | 0 | 0.0 |
| | 11 | 32 | 1.3 | | 11 | 0 | 0.0 | | |
| | 12 | 64 | 2.6 | | 12 | - | 6.0 | | |

NOTE: A DASH (-) INDICATES DATA ARE NOT REPORTED TO PROTECT STUDENT ANONYMITY.

APPENDIX D
1997-98 RETENTION RATES
DISTRICT RETENTION RATES BY GRADE

| COUNTY | DISTRICT | GRADE | 97-98 TOTAL RETAINED | 97-98 RETENTION RATE | COUNTY | DISTRICT | GRADE | 97-98 TOTAL RETAINED | 97-98 RETENTION RATE | |
|----------|-----------------|-------|----------------------------|----------------------------|----------|---------------|-------|----------------------------|----------------------------|-----|
| COLORADO | COLUMBUS ISD | ALL | 24 | 1.5 | COMANCHE | COMANCHE ISD | ALL | 53 | 4.0 | |
| | | KG | - | 3.5 | | | KG | 9 | 8.7 | |
| | | 01 | - | 1.8 | | | 01 | - | 0.9 | |
| | | 02 | - | 1.8 | | | 02 | - | 2.6 | |
| | | 03 | - | 1.9 | | | 03 | 0 | 0.0 | |
| | | 04 | 0 | 0.0 | | | 04 | - | 2.7 | |
| | | 05 | 0 | 0.0 | | | 05 | - | 1.9 | |
| | | 06 | - | 0.9 | | | 06 | - | 2.5 | |
| | | 07 | 0 | 0.0 | | | 07 | 6 | 5.2 | |
| | | 08 | 0 | 0.0 | | | 08 | 0 | 0.0 | |
| | | 09 | 11 | 7.5 | | | 09 | 20 | 21.1 | |
| | | 10 | - | 0.7 | | | 10 | - | 2.7 | |
| | | 11 | - | 0.9 | | | 11 | - | 2.7 | |
| 12 | 0 | 0.0 | 12 | - | 2.3 | | | | | |
| | RICE CONS ISD | ALL | 75 | 5.8 | | DE LEON ISD | ALL | 38 | 5.1 | |
| | | KG | 11 | 9.6 | | | KG | - | 5.0 | |
| | | 01 | - | 4.9 | | | 01 | 13 | 19.1 | |
| | | 02 | 0 | 0.0 | | | 02 | 0 | 0.0 | |
| | | 03 | - | 1.2 | | | 03 | 0 | 0.0 | |
| | | 04 | - | 4.4 | | | 04 | 0 | 0.0 | |
| | | 05 | 0 | 0.0 | | | 05 | 0 | 0.0 | |
| | | 06 | - | 2.6 | | | 06 | 6 | 8.1 | |
| | | 07 | - | 3.0 | | | 07 | - | 2.8 | |
| | | 08 | - | 2.7 | | | 08 | - | 3.6 | |
| | | 09 | 33 | 22.9 | | | 09 | 9 | 18.4 | |
| | | 10 | 9 | 9.2 | | | 10 | - | 5.1 | |
| | | 11 | - | 2.2 | | | 11 | 0 | 0.0 | |
| | 12 | - | 2.2 | | 12 | 0 | 0.0 | | | |
| | WEIMAR ISD | ALL | 46 | 7.6 | | GUSTINE ISD | ALL | - | 1.5 | |
| | | KG | - | 2.5 | | | KG | - | 9.5 | |
| | | 01 | 6 | 11.8 | | | 01 | 0 | 0.0 | |
| | | 02 | - | 10.5 | | | 02 | - | 6.3 | |
| | | 03 | - | 3.2 | | | 03 | 0 | 0.0 | |
| | | 04 | - | 2.3 | | | 04 | 0 | 0.0 | |
| | | 05 | 0 | 0.0 | | | 05 | 0 | 0.0 | |
| | | 06 | 0 | 0.0 | | | 06 | 0 | 0.0 | |
| | | 07 | 0 | 0.0 | | | 07 | 0 | 0.0 | |
| | | 08 | 0 | 0.0 | | | 08 | 0 | 0.0 | |
| | | 09 | 14 | 22.2 | | | 09 | 0 | 0.0 | |
| | | 10 | 11 | 17.7 | | | 10 | 0 | 0.0 | |
| | | 11 | 7 | 10.3 | | | 11 | 0 | 0.0 | |
| | 12 | - | 1.9 | | 12 | 0 | 0.0 | | | |
| COMAL | COMAL ISD | ALL | 382 | 4.2 | | SIDNEY ISD | ALL | - | 0.7 | |
| | | KG | 47 | 7.0 | | | KG | - | 20.0 | |
| | | 01 | 105 | 14.0 | | | 01 | - | - | |
| | | 02 | 16 | 2.3 | | | 02 | 0 | 0.0 | |
| | | 03 | 7 | 1.0 | | | 03 | 0 | 0.0 | |
| | | 04 | 5 | 0.7 | | | 04 | 0 | 0.0 | |
| | | 05 | - | 0.4 | | | 05 | 0 | 0.0 | |
| | | 06 | - | 0.4 | | | 06 | 0 | 0.0 | |
| | | 07 | 16 | 2.0 | | | 07 | 0 | 0.0 | |
| | | 08 | 18 | 2.4 | | | 08 | 0 | 0.0 | |
| | | 09 | 96 | 11.6 | | | 09 | 0 | 0.0 | |
| | | 10 | 34 | 5.2 | | | 10 | 0 | 0.0 | |
| | | 11 | 28 | 5.1 | | | 11 | 0 | 0.0 | |
| 12 | - | 0.8 | 12 | 0 | 0.0 | | | | | |
| | NEW BRAUNFELS I | ALL | 207 | 3.8 | CONCHO | EDEN CONS ISD | ALL | 5 | 1.4 | |
| | | KG | 14 | 3.7 | | | | KG | 0 | 0.0 |
| | | 01 | 41 | 9.8 | | | | 01 | 0 | 0.0 |
| | | 02 | - | 1.0 | | | | 02 | 0 | 0.0 |
| | | 03 | - | 0.8 | | | | 03 | 0 | 0.0 |
| | | 04 | 6 | 1.4 | | | | 04 | 0 | 0.0 |
| | | 05 | - | 0.5 | | | | 05 | 0 | 0.0 |
| | | 06 | 0 | 0.0 | | | | 06 | 0 | 0.0 |
| | | 07 | - | 0.9 | | | | 07 | 0 | 0.0 |
| | | 08 | 0 | 0.0 | | | | 08 | 0 | 0.0 |
| | | 09 | 80 | 16.9 | | | | 09 | - | 6.5 |
| | | 10 | 28 | 6.7 | | | | 10 | - | 5.4 |
| | | 11 | 17 | 4.7 | | | | 11 | 0 | 0.0 |
| | 12 | 8 | 1.9 | | 12 | - | 3.7 | | | |

NOTE: A DASH (-) INDICATES DATA ARE NOT REPORTED TO PROTECT STUDENT ANONYMITY.

APPENDIX D
1997-98 RETENTION RATES
DISTRICT RETENTION RATES BY GRADE

| COUNTY | DISTRICT | GRADE | 97-98 TOTAL RETAINED | 97-98 RETENTION RATE | COUNTY | DISTRICT | GRADE | 97-98 TOTAL RETAINED | 97-98 RETENTION RATE |
|--------------------|----------------|-------|----------------------------|----------------------------|-------------------|-------------|-------|----------------------------|----------------------------|
| CONCHO (cont'd) | PAINT ROCK ISD | ALL | 0 | 0.0 | COOKE (cont'd) | MUNSTER ISD | ALL | 16 | 3.9 |
| | | KG | 0 | 0.0 | | | KG | - | 7.7 |
| | | 01 | 0 | 0.0 | | | 01 | 5 | 14.7 |
| | | 02 | 0 | 0.0 | | | 02 | - | 2.6 |
| | | 03 | 0 | 0.0 | | | 03 | - | 2.9 |
| | | 04 | 0 | 0.0 | | | 04 | 0 | 0.0 |
| | | 05 | 0 | 0.0 | | | 05 | 0 | 0.0 |
| | | 06 | 0 | 0.0 | | | 06 | - | 12.5 |
| | | 07 | 0 | 0.0 | | | 07 | - | 3.7 |
| | | 08 | 0 | 0.0 | | | 08 | - | 2.8 |
| | | 09 | 0 | 0.0 | | | 09 | - | 2.9 |
| | | 10 | 0 | 0.0 | | | 10 | 0 | 0.0 |
| | | 11 | 0 | 0.0 | | | 11 | 0 | 0.0 |
| 12 | 0 | 0.0 | 12 | - | 3.1 | | | | |
| COOKE | CALLISBURG ISD | ALL | 9 | 0.9 | SIVELLS BEND IS | ALL | 0 | 0.0 | |
| | | KG | - | 1.5 | | KG | 0 | 0.0 | |
| | | 01 | 0 | 0.0 | | 01 | - | - | |
| | | 02 | 0 | 0.0 | | 02 | 0 | 0.0 | |
| | | 03 | 0 | 0.0 | | 03 | 0 | 0.0 | |
| | | 04 | 0 | 0.0 | | 04 | 0 | 0.0 | |
| | | 05 | 0 | 0.0 | | 05 | 0 | 0.0 | |
| | | 06 | 0 | 0.0 | | 06 | - | - | |
| | | 07 | - | 1.4 | | 07 | 0 | 0.0 | |
| | | 08 | 0 | 0.0 | | 08 | - | - | |
| | | 09 | 6 | 8.8 | | | | | |
| | | 10 | - | 1.2 | | | | | |
| | 11 | 0 | 0.0 | | | | | | |
| | 12 | 0 | 0.0 | | | | | | |
| | ERA ISD | ALL | - | 0.8 | VALLEY VIEW ISD | ALL | 13 | 2.4 | |
| | | KG | - | 12.0 | | KG | 0 | 0.0 | |
| | | 01 | 0 | 0.0 | | 01 | 0 | 0.0 | |
| | | 02 | 0 | 0.0 | | 02 | 0 | 0.0 | |
| | | 03 | 0 | 0.0 | | 03 | 0 | 0.0 | |
| | | 04 | 0 | 0.0 | | 04 | 0 | 0.0 | |
| | | 05 | 0 | 0.0 | | 05 | 0 | 0.0 | |
| | | 06 | 0 | 0.0 | | 06 | - | 6.5 | |
| | | 07 | 0 | 0.0 | | 07 | 10 | 15.4 | |
| | | 08 | 0 | 0.0 | | 08 | 0 | 0.0 | |
| 09 | | 0 | 0.0 | 09 | | 0 | 0.0 | | |
| 10 | | 0 | 0.0 | 10 | | 0 | 0.0 | | |
| 11 | 0 | 0.0 | 11 | 0 | 0.0 | | | | |
| 12 | 0 | 0.0 | 12 | 0 | 0.0 | | | | |
| GAINESVILLE ISD | ALL | 106 | 4.2 | WALNUT BEND ISD | ALL | - | 2.0 | | |
| | KG | 5 | 2.4 | | KG | 0 | 0.0 | | |
| | 01 | - | 0.5 | | 01 | 0 | 0.0 | | |
| | 02 | - | 0.9 | | 02 | 0 | 0.0 | | |
| | 03 | - | 0.9 | | 03 | - | - | | |
| | 04 | - | 0.9 | | 04 | 0 | 0.0 | | |
| | 05 | - | 0.5 | | 05 | 0 | 0.0 | | |
| | 06 | - | 0.9 | | 06 | - | - | | |
| | 07 | - | 0.5 | | 07 | - | 9.1 | | |
| | 08 | 8 | 4.5 | | 08 | - | - | | |
| | 09 | 58 | 25.9 | | | | | | |
| | 10 | 19 | 11.2 | | | | | | |
| 11 | - | 2.2 | | | | | | | |
| 12 | - | 1.7 | | | | | | | |
| LINDSAY ISD | ALL | - | 0.4 | CORYELL | COPPERAS COVE I | ALL | 272 | 4.5 | |
| | KG | 0 | 0.0 | | | KG | 18 | 3.6 | |
| | 01 | - | 6.3 | | | 01 | 38 | 7.5 | |
| | 02 | 0 | 0.0 | | | 02 | 17 | 3.3 | |
| | 03 | 0 | 0.0 | | | 03 | - | 0.4 | |
| | 04 | 0 | 0.0 | | | 04 | 5 | 1.1 | |
| | 05 | 0 | 0.0 | | | 05 | 9 | 1.8 | |
| | 06 | 0 | 0.0 | | | 06 | - | 0.6 | |
| | 07 | 0 | 0.0 | | | 07 | 8 | 1.7 | |
| | 08 | 0 | 0.0 | | | 08 | 8 | 1.7 | |
| | 09 | 0 | 0.0 | | | 09 | 119 | 20.6 | |
| | 10 | 0 | 0.0 | | | 10 | 16 | 3.8 | |
| 11 | 0 | 0.0 | 11 | 10 | 2.6 | | | | |
| 12 | 0 | 0.0 | 12 | 19 | 5.5 | | | | |

NOTE: A DASH (-) INDICATES DATA ARE NOT REPORTED TO PROTECT STUDENT ANONYMITY.

APPENDIX D
1997-98 RETENTION RATES
DISTRICT RETENTION RATES BY GRADE

| COUNTY | DISTRICT | GRADE | 97-98 TOTAL RETAINED | 97-98 RETENTION RATE | COUNTY | DISTRICT | GRADE | 97-98 TOTAL RETAINED | 97-98 RETENTION RATE |
|---------------------|----------------|-------|----------------------------|----------------------------|-------------|-----------------|-------|----------------------------|----------------------------|
| CORYELL (cont'd) | EVANT ISD | ALL | 9 | 3.0 | CRANE | CRANE ISD | ALL | 36 | 3.4 |
| | | KG | - | 4.5 | | | KG | - | 1.7 |
| | | 01 | - | 4.8 | | | 01 | 11 | 12.2 |
| | | 02 | 0 | 0.0 | | | 02 | - | 4.1 |
| | | 03 | - | 13.3 | | | 03 | - | 1.5 |
| | | 04 | 0 | 0.0 | | | 04 | - | 1.5 |
| | | 05 | 0 | 0.0 | | | 05 | 0 | 0.0 |
| | | 06 | 0 | 0.0 | | | 06 | - | 1.2 |
| | | 07 | 0 | 0.0 | | | 07 | - | 3.2 |
| | | 08 | 0 | 0.0 | | | 08 | 0 | 0.0 |
| | | 09 | - | 6.9 | | | 09 | 8 | 7.6 |
| | | 10 | - | 5.3 | | | 10 | - | 4.6 |
| | | 11 | 0 | 0.0 | | | 11 | - | 2.8 |
| 12 | 0 | 0.0 | 12 | - | 1.3 | | | | |
| | GATESVILLE ISD | ALL | 46 | 1.9 | CROCKETT | CROCKETT CO CON | ALL | 13 | 1.4 |
| | | KG | - | 0.5 | | | KG | - | 2.7 |
| | | 01 | - | 1.6 | | | 01 | - | 6.6 |
| | | 02 | - | 2.2 | | | 02 | - | 1.5 |
| | | 03 | - | 2.1 | | | 03 | - | 1.4 |
| | | 04 | 6 | 2.8 | | | 04 | 0 | 0.0 |
| | | 05 | - | 1.6 | | | 05 | 0 | 0.0 |
| | | 06 | - | 1.5 | | | 06 | 0 | 0.0 |
| | | 07 | - | 0.5 | | | 07 | 0 | 0.0 |
| | | 08 | 0 | 0.0 | | | 08 | 0 | 0.0 |
| | | 09 | 10 | 5.2 | | | 09 | 0 | 0.0 |
| | | 10 | - | 1.9 | | | 10 | - | 1.1 |
| | | 11 | 7 | 5.2 | | | 11 | - | 1.5 |
| 12 | - | 0.6 | 12 | - | 3.8 | | | | |
| | JONESBORO ISD | ALL | - | 1.3 | CROSBY | CROSBYTON ISD | ALL | - | 0.8 |
| | | KG | 0 | 0.0 | | | KG | - | 7.1 |
| | | 01 | - | 5.9 | | | 01 | 0 | 0.0 |
| | | 02 | 0 | 0.0 | | | 02 | 0 | 0.0 |
| | | 03 | 0 | 0.0 | | | 03 | 0 | 0.0 |
| | | 04 | 0 | 0.0 | | | 04 | 0 | 0.0 |
| | | 05 | 0 | 0.0 | | | 05 | 0 | 0.0 |
| | | 06 | 0 | 0.0 | | | 06 | 0 | 0.0 |
| | | 07 | - | 4.3 | | | 07 | 0 | 0.0 |
| | | 08 | 0 | 0.0 | | | 08 | 0 | 0.0 |
| | | 09 | - | 5.9 | | | 09 | 0 | 0.0 |
| | | 10 | 0 | 0.0 | | | 10 | - | 2.3 |
| | | 11 | 0 | 0.0 | | | 11 | 0 | 0.0 |
| 12 | 0 | 0.0 | 12 | 0 | 0.0 | | | | |
| | OGLESBY ISD | ALL | 5 | 2.8 | LORENZO ISD | | ALL | 9 | 2.4 |
| | | KG | - | 6.3 | | | KG | - | 2.8 |
| | | 01 | 0 | 0.0 | | | 01 | - | 7.4 |
| | | 02 | 0 | 0.0 | | | 02 | 0 | 0.0 |
| | | 03 | 0 | 0.0 | | | 03 | 0 | 0.0 |
| | | 04 | 0 | 0.0 | | | 04 | 0 | 0.0 |
| | | 05 | 0 | 0.0 | | | 05 | 0 | 0.0 |
| | | 06 | - | 7.1 | | | 06 | 0 | 0.0 |
| | | 07 | - | 20.0 | | | 07 | 0 | 0.0 |
| | | 08 | 0 | 0.0 | | | 08 | - | 3.2 |
| | | 09 | - | 5.6 | | | 09 | - | 5.4 |
| | | 10 | 0 | 0.0 | | | 10 | - | 10.0 |
| | | 11 | 0 | 0.0 | | | 11 | - | 3.2 |
| 12 | 0 | 0.0 | 12 | 0 | 0.0 | | | | |
| COTTLE | PADUCAH ISD | ALL | - | 1.0 | RALLS ISD | | ALL | 12 | 1.8 |
| | | KG | - | 3.0 | | | KG | - | 2.1 |
| | | 01 | - | 3.8 | | | 01 | 0 | 0.0 |
| | | 02 | 0 | 0.0 | | | 02 | 7 | 11.9 |
| | | 03 | 0 | 0.0 | | | 03 | 0 | 0.0 |
| | | 04 | 0 | 0.0 | | | 04 | 0 | 0.0 |
| | | 05 | 0 | 0.0 | | | 05 | - | 1.8 |
| | | 06 | - | 4.5 | | | 06 | 0 | 0.0 |
| | | 07 | 0 | 0.0 | | | 07 | 0 | 0.0 |
| | | 08 | 0 | 0.0 | | | 08 | 0 | 0.0 |
| | | 09 | 0 | 0.0 | | | 09 | - | 3.1 |
| | | 10 | 0 | 0.0 | | | 10 | 0 | 0.0 |
| | | 11 | 0 | 0.0 | | | 11 | - | 2.4 |
| 12 | 0 | 0.0 | 12 | 0 | 0.0 | | | | |

NOTE: A DASH (-) INDICATES DATA ARE NOT REPORTED TO PROTECT STUDENT ANONYMITY.

APPENDIX D
1997-98 RETENTION RATES
DISTRICT RETENTION RATES BY GRADE

| COUNTY | DISTRICT | GRADE | 97-98 TOTAL RETAINED | 97-98 RETENTION RATE | COUNTY | DISTRICT | GRADE | 97-98 TOTAL RETAINED | 97-98 RETENTION RATE |
|-----------|-----------------|-------|----------------------------|----------------------------|--------------------|-------------|--------|----------------------------|----------------------------|
| CULBERSON | CULBERSON COUNT | ALL | 42 | 6.1 | DALLAS (cont'd) | COPPELL ISD | ALL | 117 | 1.6 |
| | | KG | 0 | 0.0 | | | KG | 9 | 1.3 |
| | | 01 | 10 | 18.9 | | | 01 | 48 | 6.6 |
| | | 02 | - | 6.7 | | | 02 | - | 0.4 |
| | | 03 | - | 8.2 | | | 03 | - | 0.4 |
| | | 04 | - | 5.7 | | | 04 | 0 | 0.0 |
| | | 05 | - | 2.8 | | | 05 | - | 0.2 |
| | | 06 | 0 | 0.0 | | | 06 | - | 0.2 |
| | | 07 | - | 7.4 | | | 07 | 6 | 1.0 |
| | | 08 | 0 | 0.0 | | | 08 | - | 0.8 |
| | | 09 | 7 | 10.4 | | | 09 | 22 | 4.6 |
| | | 10 | 6 | 11.8 | | | 10 | 6 | 1.3 |
| | | 11 | - | 4.3 | | | 11 | 11 | 3.0 |
| 12 | - | 2.2 | 12 | - | 1.0 | | | | |
| DALLAM | DALHART ISD | ALL | 64 | 4.7 | DALLAS CAN! ACA | ALL | 105 | 31.9 | |
| | | KG | - | 1.8 | | 09 | 59 | 64.8 | |
| | | 01 | 19 | 13.6 | | 10 | 23 | 16.2 | |
| | | 02 | 9 | 9.3 | | 11 | 20 | 24.1 | |
| | | 03 | - | 1.9 | | 12 | - | 23.1 | |
| | | 04 | 0 | 0.0 | | | | | |
| | | 05 | - | 1.0 | | | | | |
| | | 06 | - | 1.0 | | | | | |
| | | 07 | - | 1.7 | | | | | |
| | | 08 | 0 | 0.0 | | | | | |
| | | 09 | 21 | 18.3 | | | | | |
| | | 10 | 6 | 5.2 | | | | | |
| | 11 | - | 1.2 | | | | | | |
| | 12 | 0 | 0.0 | | | | | | |
| | TEXLINE ISD | ALL | - | 2.3 | DALLAS ISD | ALL | 10,065 | 7.4 | |
| | | KG | 0 | 0.0 | | KG | 125 | 0.9 | |
| | | 01 | 0 | 0.0 | | 01 | 981 | 7.2 | |
| | | 02 | - | 13.3 | | 02 | 560 | 4.4 | |
| | | 03 | 0 | 0.0 | | 03 | 365 | 3.0 | |
| | | 04 | - | 10.0 | | 04 | 262 | 2.2 | |
| | | 05 | - | 8.3 | | 05 | 181 | 1.6 | |
| | | 06 | 0 | 0.0 | | 06 | 161 | 1.5 | |
| | | 07 | 0 | 0.0 | | 07 | 725 | 7.0 | |
| | | 08 | 0 | 0.0 | | 08 | 428 | 4.4 | |
| 09 | | 0 | 0.0 | 09 | | 4,350 | 36.4 | | |
| 10 | | 0 | 0.0 | 10 | | 1,162 | 16.7 | | |
| 11 | 0 | 0.0 | 11 | 491 | 8.3 | | | | |
| 12 | 0 | 0.0 | 12 | 274 | 4.7 | | | | |
| DALLAS | CARROLLTON-FARM | ALL | 641 | 3.4 | DESOTO ISD | ALL | 198 | 3.6 | |
| | | KG | 26 | 1.7 | | KG | 7 | 2.5 | |
| | | 01 | 47 | 2.7 | | 01 | 8 | 2.0 | |
| | | 02 | 31 | 2.0 | | 02 | 10 | 2.3 | |
| | | 03 | 13 | 0.8 | | 03 | 5 | 1.2 | |
| | | 04 | 14 | 0.9 | | 04 | - | 0.9 | |
| | | 05 | 15 | 1.0 | | 05 | 12 | 2.5 | |
| | | 06 | - | 0.3 | | 06 | - | 0.5 | |
| | | 07 | 21 | 1.4 | | 07 | 5 | 1.1 | |
| | | 08 | 5 | 0.3 | | 08 | 13 | 2.5 | |
| | | 09 | 246 | 15.4 | | 09 | 70 | 13.7 | |
| | | 10 | 129 | 10.8 | | 10 | 30 | 7.2 | |
| | 11 | 44 | 4.3 | 11 | 22 | 5.6 | | | |
| | 12 | 46 | 4.6 | 12 | 10 | 2.8 | | | |
| | CEDAR HILL ISD | ALL | 159 | 2.9 | DUNCANVILLE ISD | ALL | 394 | 4.2 | |
| | | KG | - | 0.3 | | KG | 10 | 1.9 | |
| | | 01 | 10 | 2.7 | | 01 | 23 | 3.6 | |
| | | 02 | 5 | 1.1 | | 02 | 17 | 2.6 | |
| | | 03 | - | 0.9 | | 03 | 9 | 1.2 | |
| | | 04 | - | 0.2 | | 04 | - | 0.4 | |
| | | 05 | - | 0.4 | | 05 | - | 0.3 | |
| | | 06 | - | 0.6 | | 06 | 7 | 0.9 | |
| | | 07 | 9 | 1.9 | | 07 | 66 | 8.1 | |
| | | 08 | 17 | 3.6 | | 08 | 39 | 4.8 | |
| 09 | | 59 | 12.0 | 09 | | 56 | 7.0 | | |
| 10 | | 25 | 5.5 | 10 | | 108 | 13.1 | | |
| 11 | 15 | 4.5 | 11 | 41 | 6.3 | | | | |
| 12 | 8 | 3.0 | 12 | 13 | 2.0 | | | | |

NOTE: A DASH (-) INDICATES DATA ARE NOT REPORTED TO PROTECT STUDENT ANONYMITY.

APPENDIX D
1997-98 RETENTION RATES
DISTRICT RETENTION RATES BY GRADE

| COUNTY | DISTRICT | GRADE | 97-98 TOTAL RETAINED | 97-98 RETENTION RATE | COUNTY | DISTRICT | GRADE | 97-98 TOTAL RETAINED | 97-98 RETENTION RATE | |
|--------------------|-----------------|-------|----------------------------|----------------------------|--------------------|-----------------|-------|----------------------------|----------------------------|--|
| DALLAS (cont'd) | GARLAND ISD | ALL | 1,166 | 2.8 | DALLAS (cont'd) | MESQUITE ISD | ALL | 1,006 | 3.6 | |
| | | KG | 60 | 1.8 | | | KG | 21 | 1.1 | |
| | | 01 | 179 | 4.9 | | | 01 | 164 | 7.0 | |
| | | 02 | 106 | 2.9 | | | 02 | 42 | 1.8 | |
| | | 03 | 56 | 1.6 | | | 03 | 10 | 0.4 | |
| | | 04 | 41 | 1.1 | | | 04 | 15 | 0.6 | |
| | | 05 | 16 | 0.5 | | | 05 | 6 | 0.3 | |
| | | 06 | 36 | 1.0 | | | 06 | 13 | 0.6 | |
| | | 07 | 58 | 1.7 | | | 07 | 49 | 2.0 | |
| | | 08 | 38 | 1.2 | | | 08 | 48 | 2.1 | |
| | | 09 | 312 | 9.6 | | | 09 | 374 | 15.2 | |
| | | 10 | 101 | 3.6 | | | 10 | 153 | 8.1 | |
| | | 11 | 54 | 2.3 | | | 11 | 78 | 4.7 | |
| 12 | 109 | 5.4 | 12 | 33 | 2.3 | | | | | |
| | GRAND PRAIRIE I | ALL | 934 | 5.5 | | PEGASUS CHARTER | ALL | - | 5.7 | |
| | | KG | 38 | 2.7 | | | 07 | - | 5.6 | |
| | | 01 | 109 | 7.5 | | | 08 | - | 11.1 | |
| | | 02 | 58 | 3.9 | | | 09 | 0 | 0.0 | |
| | | 03 | 43 | 3.0 | | | | | | |
| | | 04 | 22 | 1.5 | | | | | | |
| | | 05 | 12 | 0.9 | | | | | | |
| | | 06 | 55 | 4.0 | | | | | | |
| | | 07 | 92 | 6.4 | | | | | | |
| | | 08 | 55 | 4.2 | | | | | | |
| | | 09 | 255 | 18.2 | | | | | | |
| | | 10 | 97 | 8.5 | | | | | | |
| | | 11 | 61 | 6.2 | | | | | | |
| | 12 | 37 | 4.4 | | | | | | | |
| | HIGHLAND PARK I | ALL | 50 | 1.0 | | RENAISSANCE CHA | ALL | 10 | 2.8 | |
| | | KG | 7 | 2.4 | | | 07 | - | 10.8 | |
| | | 01 | 15 | 3.6 | | | 08 | - | 2.4 | |
| | | 02 | 10 | 2.3 | | | 09 | - | 2.1 | |
| | | 03 | - | 0.4 | | | 10 | - | 2.6 | |
| | | 04 | - | 0.2 | | | 11 | 0 | 0.0 | |
| | | 05 | - | 0.4 | | | | | | |
| | | 06 | 0 | 0.0 | | | | | | |
| | | 07 | - | 0.2 | | | | | | |
| | | 08 | 0 | 0.0 | | | | | | |
| | | 09 | - | 0.3 | | | | | | |
| | | 10 | - | 0.5 | | | | | | |
| | | 11 | - | 0.6 | | | | | | |
| | 12 | 7 | 2.1 | | | | | | | |
| | IRVING ISD | ALL | 1,198 | 5.0 | | RICHARDSON ISD | ALL | 764 | 2.5 | |
| | | KG | 17 | 0.9 | | | KG | 32 | 1.5 | |
| | | 01 | 247 | 10.2 | | | 01 | 85 | 3.5 | |
| | | 02 | 65 | 2.9 | | | 02 | 37 | 1.5 | |
| | | 03 | 22 | 1.1 | | | 03 | 24 | 1.0 | |
| | | 04 | 32 | 1.6 | | | 04 | 17 | 0.7 | |
| | | 05 | 26 | 1.4 | | | 05 | 16 | 0.6 | |
| | | 06 | 70 | 3.6 | | | 06 | 15 | 0.6 | |
| | | 07 | 60 | 3.2 | | | 07 | 84 | 3.3 | |
| | | 08 | 49 | 2.8 | | | 08 | 62 | 2.6 | |
| | | 09 | 377 | 19.6 | | | 09 | 150 | 6.4 | |
| | | 10 | 129 | 9.0 | | | 10 | 132 | 5.9 | |
| | | 11 | 69 | 5.9 | | | 11 | 54 | 2.7 | |
| | 12 | 35 | 2.9 | | 12 | 56 | 2.9 | | | |
| | LANCASTER ISD | ALL | 155 | 4.2 | | SUNNYVALE ISD | ALL | - | 0.3 | |
| | | KG | - | 0.8 | | | KG | 0 | 0.0 | |
| | | 01 | 11 | 3.7 | | | 01 | 0 | 0.0 | |
| | | 02 | - | 1.5 | | | 02 | 0 | 0.0 | |
| | | 03 | - | 0.3 | | | 03 | 0 | 0.0 | |
| | | 04 | - | 1.2 | | | 04 | 0 | 0.0 | |
| | | 05 | - | 0.6 | | | 05 | 0 | 0.0 | |
| | | 06 | - | 1.4 | | | 06 | 0 | 0.0 | |
| | | 07 | 6 | 1.8 | | | 07 | - | 2.2 | |
| | | 08 | - | 0.7 | | | 08 | 0 | 0.0 | |
| | | 09 | 84 | 25.6 | | | | | | |
| | | 10 | 24 | 9.8 | | | | | | |
| | | 11 | 6 | 2.8 | | | | | | |
| | 12 | 5 | 2.3 | | | | | | | |

NOTE: A DASH (-) INDICATES DATA ARE NOT REPORTED TO PROTECT STUDENT ANONYMITY.

APPENDIX D
1997-98 RETENTION RATES
DISTRICT RETENTION RATES BY GRADE

| COUNTY | DISTRICT | GRADE | 97-98 TOTAL RETAINED | 97-98 RETENTION RATE | COUNTY | DISTRICT | GRADE | 97-98 TOTAL RETAINED | 97-98 RETENTION RATE |
|--------------------|-----------------|-------|----------------------------|----------------------------|--------------------|----------------|-------|----------------------------|----------------------------|
| DENTON (cont'd) | SANGER ISD | ALL | 39 | 2.1 | DEWITT (cont'd) | YOAKUM ISD | ALL | 60 | 4.2 |
| | | KG | - | 2.4 | | | KG | - | 2.2 |
| | | 01 | - | 2.1 | | | 01 | 13 | 13.4 |
| | | 02 | 0 | 0.0 | | | 02 | - | 2.2 |
| | | 03 | 0 | 0.0 | | | 03 | - | 1.0 |
| | | 04 | 0 | 0.0 | | | 04 | - | 0.9 |
| | | 05 | 0 | 0.0 | | | 05 | 0 | 0.0 |
| | | 06 | 5 | 3.6 | | | 06 | 0 | 0.0 |
| | | 07 | 5 | 2.9 | | | 07 | - | 0.8 |
| | | 08 | - | 2.0 | | | 08 | - | 1.0 |
| | | 09 | 11 | 7.5 | | | 09 | 27 | 17.6 |
| | | 10 | 5 | 4.1 | | | 10 | 5 | 4.0 |
| | | 11 | - | 0.8 | | | 11 | - | 3.0 |
| 12 | - | 2.6 | 12 | - | 3.6 | | | | |
| DEWITT | CUERO ISD | ALL | 75 | 3.9 | YORKTOWN ISD | YORKTOWN ISD | ALL | 37 | 5.0 |
| | | KG | 6 | 5.1 | | | KG | 0 | 0.0 |
| | | 01 | - | 0.7 | | | 01 | - | 4.9 |
| | | 02 | - | 2.5 | | | 02 | - | 2.0 |
| | | 03 | 15 | 10.1 | | | 03 | 0 | 0.0 |
| | | 04 | - | 3.4 | | | 04 | 0 | 0.0 |
| | | 05 | - | 1.6 | | | 05 | - | 5.2 |
| | | 06 | 0 | 0.0 | | | 06 | 7 | 10.8 |
| | | 07 | 5 | 2.8 | | | 07 | 8 | 13.6 |
| | | 08 | - | 2.3 | | | 08 | - | 2.3 |
| | | 09 | 27 | 12.1 | | | 09 | 11 | 16.7 |
| | | 10 | - | 1.3 | | | 10 | - | 1.8 |
| | | 11 | - | 0.7 | | | 11 | - | 1.8 |
| 12 | 5 | 3.4 | 12 | - | 1.9 | | | | |
| | MEYERSVILLE ISD | ALL | - | 1.3 | DICKENS | PATTON SPRINGS | ALL | 0 | 0.0 |
| | | KG | - | 9.5 | | | KG | 0 | 0.0 |
| | | 01 | 0 | 0.0 | | | 01 | 0 | 0.0 |
| | | 02 | 0 | 0.0 | | | 02 | 0 | 0.0 |
| | | 03 | 0 | 0.0 | | | 03 | 0 | 0.0 |
| | | 04 | 0 | 0.0 | | | 04 | 0 | 0.0 |
| | | 05 | 0 | 0.0 | | | 05 | 0 | 0.0 |
| | | 06 | 0 | 0.0 | | | 06 | 0 | 0.0 |
| | | 07 | 0 | 0.0 | | | 07 | 0 | 0.0 |
| | | 08 | 0 | 0.0 | | | 08 | 0 | 0.0 |
| | | | | | | | 09 | 0 | 0.0 |
| | | | | | | | 10 | 0 | 0.0 |
| | | | | | | | 11 | 0 | 0.0 |
| | | | 12 | 0 | 0.0 | | | | |
| | NORDHEIM ISD | ALL | - | 3.4 | SPUR ISD | SPUR ISD | ALL | - | 1.4 |
| | | KG | - | 20.0 | | | KG | - | 5.0 |
| | | 01 | 0 | 0.0 | | | 01 | 0 | 0.0 |
| | | 02 | 0 | 0.0 | | | 02 | 0 | 0.0 |
| | | 03 | 0 | 0.0 | | | 03 | 0 | 0.0 |
| | | 04 | 0 | 0.0 | | | 04 | 0 | 0.0 |
| | | 05 | 0 | 0.0 | | | 05 | 0 | 0.0 |
| | | 06 | 0 | 0.0 | | | 06 | 0 | 0.0 |
| | | 07 | - | 7.7 | | | 07 | 0 | 0.0 |
| | | 08 | 0 | 0.0 | | | 08 | - | 5.9 |
| | | 09 | - | 14.3 | | | 09 | - | 9.1 |
| | | 10 | - | 20.0 | | | 10 | 0 | 0.0 |
| | | 11 | 0 | 0.0 | | | 11 | 0 | 0.0 |
| 12 | 0 | 0.0 | 12 | 0 | 0.0 | | | | |
| | WESTHOFF ISD | ALL | 0 | 0.0 | DIMMIT | ASHERTON ISD | ALL | - | 1.2 |
| | | KG | 0 | 0.0 | | | KG | 0 | 0.0 |
| | | 01 | 0 | 0.0 | | | 01 | 0 | 0.0 |
| | | 02 | 0 | 0.0 | | | 02 | - | 4.2 |
| | | 03 | 0 | 0.0 | | | 03 | 0 | 0.0 |
| | | 04 | 0 | 0.0 | | | 04 | 0 | 0.0 |
| | | 05 | 0 | 0.0 | | | 05 | 0 | 0.0 |
| | | 06 | 0 | 0.0 | | | 06 | 0 | 0.0 |
| | | 07 | 0 | 0.0 | | | 07 | 0 | 0.0 |
| | | 08 | 0 | 0.0 | | | 08 | 0 | 0.0 |
| | | | | | | | 09 | - | 4.5 |
| | | | | | | | 10 | - | 4.2 |
| | | | | | | | 11 | - | 3.6 |
| | | | 12 | 0 | 0.0 | | | | |

NOTE: A DASH (-) INDICATES DATA ARE NOT REPORTED TO PROTECT STUDENT ANONYMITY.

APPENDIX D
1997-98 RETENTION RATES
DISTRICT RETENTION RATES BY GRADE

| COUNTY | DISTRICT | GRADE | 97-98 TOTAL RETAINED | 97-98 RETENTION RATE | COUNTY | DISTRICT | GRADE | 97-98 TOTAL RETAINED | 97-98 RETENTION RATE |
|--------------------|-----------------|------------|----------------------------|----------------------------|-------------------|-------------|-------|----------------------------|----------------------------|
| DIMMIT (cont'd) | CARRIZO SPRINGS | ALL | 74 | 3.6 | DUVAL (cont'd) | RAMIREZ CSD | ALL | - | 7.1 |
| | | KG | - | 1.9 | | | KG | - | - |
| | | 01 | - | 1.9 | | | 01 | - | - |
| | | 02 | - | 1.7 | | | 02 | - | - |
| | | 03 | - | 0.6 | | | 03 | - | - |
| | | 04 | - | 0.6 | | | 04 | - | - |
| | | 05 | - | 0.6 | | | | | |
| | | 06 | - | 0.7 | | | | | |
| | | 07 | 8 | 4.9 | | | | | |
| | | 08 | - | 2.5 | | | | | |
| | | 09 | 28 | 16.0 | | | | | |
| | | 10 | 9 | 6.1 | | | | | |
| | | 11 | 5 | 3.7 | | | | | |
| 12 | 7 | 4.5 | | | | | | | |
| DONLEY | CLARENDON ISD | ALL | - | 0.6 | SAN DIEGO ISD | ALL | 61 | 4.0 | |
| | | KG | - | 2.6 | | KG | 0 | 0.0 | |
| | | 01 | 0 | 0.0 | | 01 | 17 | 12.6 | |
| | | 02 | 0 | 0.0 | | 02 | - | 2.3 | |
| | | 03 | 0 | 0.0 | | 03 | 0 | 0.0 | |
| | | 04 | 0 | 0.0 | | 04 | 0 | 0.0 | |
| | | 05 | 0 | 0.0 | | 05 | - | 0.9 | |
| | | 06 | 0 | 0.0 | | 06 | 13 | 9.6 | |
| | | 07 | 0 | 0.0 | | 07 | - | 2.9 | |
| | | 08 | 0 | 0.0 | | 08 | - | 3.5 | |
| | | 09 | - | 3.8 | | 09 | 15 | 11.5 | |
| | | 10 | 0 | 0.0 | | 10 | - | 4.4 | |
| | 11 | 0 | 0.0 | 11 | 0 | 0.0 | | | |
| | 12 | 0 | 0.0 | 12 | - | 1.1 | | | |
| | HEDLEY ISD | EASTLAND | ALL | 5 | 3.1 | CISCO ISD | ALL | 23 | 2.7 |
| | | | KG | 0 | 0.0 | | KG | - | 6.2 |
| | | | 01 | 0 | 0.0 | | 01 | 0 | 0.0 |
| | | | 02 | 0 | 0.0 | | 02 | 0 | 0.0 |
| | | | 03 | 0 | 0.0 | | 03 | - | 1.5 |
| | | | 04 | 0 | 0.0 | | 04 | 0 | 0.0 |
| | | | 05 | 0 | 0.0 | | 05 | - | 4.6 |
| | | | 06 | - | 7.7 | | 06 | - | 1.5 |
| | | | 07 | 0 | 0.0 | | 07 | 0 | 0.0 |
| | | | 08 | 0 | 0.0 | | 08 | - | 1.5 |
| 09 | | | - | 8.3 | 09 | | 7 | 8.6 | |
| 10 | | | - | 18.8 | 10 | | - | 4.5 | |
| 11 | 0 | 0.0 | 11 | - | 3.0 | | | | |
| 12 | 0 | 0.0 | 12 | - | 1.6 | | | | |
| DUVAL | BENAVIDES ISD | ALL | 13 | 2.6 | EASTLAND ISD | ALL | 30 | 2.7 | |
| | | KG | 0 | 0.0 | | KG | - | 4.9 | |
| | | 01 | - | 9.5 | | 01 | 6 | 7.4 | |
| | | 02 | - | 2.7 | | 02 | 0 | 0.0 | |
| | | 03 | - | 2.6 | | 03 | - | 2.5 | |
| | | 04 | 0 | 0.0 | | 04 | - | 0.9 | |
| | | 05 | 0 | 0.0 | | 05 | 0 | 0.0 | |
| | | 06 | 0 | 0.0 | | 06 | 0 | 0.0 | |
| | | 07 | 0 | 0.0 | | 07 | - | 0.9 | |
| | 08 | 0 | 0.0 | 08 | 0 | 0.0 | | | |
| | 09 | 5 | 10.9 | 09 | 10 | 9.8 | | | |
| | 10 | - | 5.1 | 10 | - | 3.0 | | | |
| | 11 | 0 | 0.0 | 11 | - | 3.0 | | | |
| | 12 | 0 | 0.0 | 12 | - | 1.9 | | | |
| | FREER ISD | GORMAN ISD | ALL | 31 | 3.2 | ALL | 7 | 1.8 | |
| | | | KG | - | 2.9 | KG | 0 | 0.0 | |
| | | | 01 | 7 | 9.5 | 01 | - | 6.9 | |
| | | | 02 | 5 | 6.2 | 02 | - | 2.9 | |
| 03 | | | 0 | 0.0 | 03 | 0 | 0.0 | | |
| 04 | | | - | 2.7 | 04 | - | 3.1 | | |
| 05 | | | 0 | 0.0 | 05 | 0 | 0.0 | | |
| 06 | | | - | 2.2 | 06 | 0 | 0.0 | | |
| 07 | | | - | 4.1 | 07 | 0 | 0.0 | | |
| 08 | | | - | 1.3 | 08 | 0 | 0.0 | | |
| 09 | | | 5 | 6.2 | 09 | - | 2.2 | | |
| 10 | | | - | 2.8 | 10 | 0 | 0.0 | | |
| 11 | - | 1.5 | 11 | - | 3.3 | | | | |
| 12 | - | 1.8 | 12 | - | 4.5 | | | | |

NOTE: A DASH (-) INDICATES DATA ARE NOT REPORTED TO PROTECT STUDENT ANONYMITY.

APPENDIX D
1997-98 RETENTION RATES
DISTRICT RETENTION RATES BY GRADE

| COUNTY | DISTRICT | GRADE | 97-98 TOTAL RETAINED | 97-98 RETENTION RATE | COUNTY | DISTRICT | GRADE | 97-98 TOTAL RETAINED | 97-98 RETENTION RATE | |
|----------------------|-----------------|-----------------|----------------------------|----------------------------|---------|-------------|---------------|----------------------------|----------------------------|------|
| EASTLAND (cont'd) | RANGER ISD | ALL | 12 | 2.5 | EL PASO | ANTHONY ISD | ALL | 10 | 1.4 | |
| | | KG | - | 2.9 | | | KG | 0 | 0.0 | |
| | | 01 | - | 2.7 | | | 01 | - | 3.8 | |
| | | 02 | - | 7.7 | | | 02 | 0 | 0.0 | |
| | | 03 | - | 2.7 | | | 03 | 0 | 0.0 | |
| | | 04 | 0 | 0.0 | | | 04 | 0 | 0.0 | |
| | | 05 | 0 | 0.0 | | | 05 | 0 | 0.0 | |
| | | 06 | 0 | 0.0 | | | 06 | 0 | 0.0 | |
| | | 07 | - | 2.2 | | | 07 | 0 | 0.0 | |
| | | 08 | - | 2.2 | | | 08 | 0 | 0.0 | |
| | | 09 | - | 9.3 | | | 09 | 6 | 9.0 | |
| | | 10 | - | 2.9 | | | 10 | - | 5.0 | |
| | 11 | 0 | 0.0 | 11 | 0 | 0.0 | | | | |
| | 12 | 0 | 0.0 | 12 | 0 | 0.0 | | | | |
| | | RISING STAR ISD | ALL | 5 | 2.2 | | CANUTILLO ISD | ALL | 167 | 4.3 |
| | | | KG | - | 14.3 | | | KG | - | 0.3 |
| | | | 01 | 0 | 0.0 | | | 01 | 14 | 3.5 |
| | | | 02 | 0 | 0.0 | | | 02 | 5 | 1.5 |
| | | | 03 | 0 | 0.0 | | | 03 | - | 0.9 |
| | | | 04 | 0 | 0.0 | | | 04 | - | 1.0 |
| | | | 05 | - | 4.8 | | | 05 | 0 | 0.0 |
| | | | 06 | 0 | 0.0 | | | 06 | - | 1.0 |
| | | | 07 | - | 5.6 | | | 07 | 6 | 2.1 |
| | | | 08 | 0 | 0.0 | | | 08 | 6 | 2.0 |
| | | | 09 | 0 | 0.0 | | | 09 | 82 | 24.1 |
| | | | 10 | 0 | 0.0 | | | 10 | 33 | 13.9 |
| | | 11 | 0 | 0.0 | | 11 | - | 2.1 | | |
| | | 12 | 0 | 0.0 | | 12 | 7 | 3.9 | | |
| | ECTOR | ECTOR COUNTY IS | ALL | 893 | 3.5 | | CLINT ISD | ALL | 188 | 3.1 |
| KG | | | 31 | 1.5 | KG | | | - | 0.6 | |
| 01 | | | 70 | 3.4 | 01 | | | 42 | 7.5 | |
| 02 | | | 37 | 1.8 | 02 | | | 14 | 2.6 | |
| 03 | | | 21 | 1.0 | 03 | | | - | 0.6 | |
| 04 | | | 10 | 0.5 | 04 | | | - | 0.4 | |
| 05 | | | 16 | 0.8 | 05 | | | 11 | 2.1 | |
| 06 | | | 19 | 0.9 | 06 | | | - | 0.2 | |
| 07 | | | 78 | 3.6 | 07 | | | 6 | 1.1 | |
| 08 | | | 56 | 2.7 | 08 | | | - | 0.2 | |
| 09 | | | 222 | 10.1 | 09 | | | 62 | 12.5 | |
| 10 | | | 189 | 10.5 | 10 | | | 29 | 7.7 | |
| 11 | 116 | 8.0 | 11 | 7 | 2.5 | | | | | |
| 12 | 28 | 2.1 | 12 | 7 | 2.5 | | | | | |
| EDWARDS | NUECES CANYON C | ALL | 9 | 2.4 | | EL PASO ISD | ALL | 3,016 | 5.5 | |
| | | KG | - | 3.4 | | | KG | 10 | 0.2 | |
| | | 01 | 0 | 0.0 | | | 01 | 233 | 5.0 | |
| | | 02 | 0 | 0.0 | | | 02 | 117 | 2.5 | |
| | | 03 | - | 3.1 | | | 03 | 76 | 1.7 | |
| | | 04 | - | 3.6 | | | 04 | 37 | 0.9 | |
| | | 05 | - | 3.1 | | | 05 | 47 | 1.1 | |
| | | 06 | - | 4.0 | | | 06 | 97 | 2.2 | |
| | | 07 | - | 9.1 | | | 07 | 100 | 2.2 | |
| | | 08 | 0 | 0.0 | | | 08 | 76 | 1.8 | |
| | | 09 | - | 3.1 | | | 09 | 1,304 | 26.6 | |
| | | 10 | 0 | 0.0 | | | 10 | 557 | 14.0 | |
| 11 | 0 | 0.0 | 11 | 181 | 5.9 | | | | | |
| 12 | 0 | 0.0 | 12 | 181 | 5.4 | | | | | |
| | ROCKSPRINGS ISD | ALL | 8 | 1.9 | | FABENS ISD | ALL | 134 | 5.6 | |
| | | KG | - | 4.2 | | | KG | - | 0.6 | |
| | | 01 | - | 6.7 | | | 01 | 14 | 7.5 | |
| | | 02 | 0 | 0.0 | | | 02 | 9 | 4.0 | |
| | | 03 | - | 3.2 | | | 03 | - | 1.1 | |
| | | 04 | - | 2.9 | | | 04 | - | 1.8 | |
| | | 05 | - | 5.7 | | | 05 | 12 | 6.2 | |
| | | 06 | 0 | 0.0 | | | 06 | - | 0.6 | |
| | | 07 | 0 | 0.0 | | | 07 | - | 2.1 | |
| | | 08 | 0 | 0.0 | | | 08 | - | 0.9 | |
| | | 09 | 0 | 0.0 | | | 09 | 55 | 25.2 | |
| | | 10 | 0 | 0.0 | | | 10 | 15 | 8.8 | |
| 11 | 0 | 0.0 | 11 | 9 | 6.8 | | | | | |
| 12 | - | 3.6 | 12 | 6 | 6.5 | | | | | |

NOTE: A DASH (-) INDICATES DATA ARE NOT REPORTED TO PROTECT STUDENT ANONYMITY.

APPENDIX D
1997-98 RETENTION RATES
DISTRICT RETENTION RATES BY GRADE

| COUNTY | DISTRICT | GRADE | 97-98 TOTAL RETAINED | 97-98 RETENTION RATE | COUNTY | DISTRICT | GRADE | 97-98 TOTAL RETAINED | 97-98 RETENTION RATE |
|---------------------|-----------------|-------|----------------------------|----------------------------|-------------------|----------------|-------|----------------------------|----------------------------|
| EL PASO (cont'd) | SAN ELIZARIO IS | ALL | 94 | 3.0 | ELLIS (cont'd) | ENNIS ISD | ALL | 163 | 4.0 |
| | | KG | - | 1.4 | | | KG | 6 | 1.8 |
| | | 01 | 20 | 7.2 | | | 01 | 18 | 5.5 |
| | | 02 | - | 0.8 | | | 02 | 13 | 3.8 |
| | | 03 | - | 1.2 | | | 03 | - | 1.3 |
| | | 04 | 6 | 2.3 | | | 04 | - | 0.6 |
| | | 05 | - | 0.8 | | | 05 | 8 | 2.3 |
| | | 06 | 0 | 0.0 | | | 06 | 9 | 2.5 |
| | | 07 | - | 1.5 | | | 07 | 17 | 4.6 |
| | | 08 | 8 | 2.9 | | | 08 | 12 | 3.7 |
| | | 09 | 20 | 9.0 | | | 09 | 44 | 13.3 |
| | | 10 | - | 0.5 | | | 10 | 17 | 6.2 |
| | | 11 | - | 0.6 | | | 11 | - | 1.4 |
| 12 | 23 | 17.8 | 12 | 10 | 4.7 | | | | |
| | SOCORRO ISD | ALL | 757 | 3.9 | | FERRIS ISD | ALL | 53 | 3.2 |
| | | KG | - | 0.1 | | | KG | 5 | 4.0 |
| | | 01 | 48 | 2.9 | | | 01 | - | 1.6 |
| | | 02 | 24 | 1.5 | | | 02 | - | 0.8 |
| | | 03 | 24 | 1.5 | | | 03 | - | 0.7 |
| | | 04 | 12 | 0.8 | | | 04 | - | 1.5 |
| | | 05 | 11 | 0.7 | | | 05 | 0 | 0.0 |
| | | 06 | 21 | 1.3 | | | 06 | 0 | 0.0 |
| | | 07 | 27 | 1.7 | | | 07 | - | 2.1 |
| | | 08 | 11 | 0.7 | | | 08 | 0 | 0.0 |
| | | 09 | 321 | 18.9 | | | 09 | 25 | 15.5 |
| | | 10 | 101 | 7.9 | | | 10 | 10 | 10.2 |
| | | 11 | 83 | 7.4 | | | 11 | - | 3.1 |
| | | 12 | 73 | 7.6 | | | 12 | - | 1.4 |
| | TORNILLO ISD | ALL | 17 | 2.4 | | ITALY ISD | ALL | 18 | 3.0 |
| | | KG | 0 | 0.0 | | | KG | - | 5.3 |
| | | 01 | - | 6.3 | | | 01 | - | 5.3 |
| | | 02 | - | 1.4 | | | 02 | 0 | 0.0 |
| | | 03 | - | 1.7 | | | 03 | - | 2.1 |
| | | 04 | 0 | 0.0 | | | 04 | - | 1.7 |
| | | 05 | - | 1.8 | | | 05 | 0 | 0.0 |
| | | 06 | 0 | 0.0 | | | 06 | - | 2.4 |
| | | 07 | 0 | 0.0 | | | 07 | 0 | 0.0 |
| | | 08 | 0 | 0.0 | | | 08 | 0 | 0.0 |
| | | 09 | - | 8.3 | | | 09 | - | 5.6 |
| | | 10 | - | 6.7 | | | 10 | - | 4.3 |
| | | 11 | - | 3.0 | | | 11 | - | 2.3 |
| | | 12 | - | 9.4 | | | 12 | 5 | 10.9 |
| | YSLETA ISD | ALL | 1,407 | 3.3 | | MAYPEARL ISD | ALL | 11 | 1.6 |
| | | KG | 14 | 0.4 | | | KG | 0 | 0.0 |
| | | 01 | 88 | 2.6 | | | 01 | - | 4.3 |
| | | 02 | 64 | 2.0 | | | 02 | 0 | 0.0 |
| | | 03 | 33 | 1.0 | | | 03 | 0 | 0.0 |
| | | 04 | 23 | 0.7 | | | 04 | 0 | 0.0 |
| | | 05 | 22 | 0.7 | | | 05 | - | 1.5 |
| | | 06 | 16 | 0.5 | | | 06 | 0 | 0.0 |
| | | 07 | 58 | 1.7 | | | 07 | 0 | 0.0 |
| | | 08 | 47 | 1.5 | | | 08 | 0 | 0.0 |
| | | 09 | 400 | 11.4 | | | 09 | 6 | 10.5 |
| | | 10 | 197 | 5.7 | | | 10 | - | 2.0 |
| | | 11 | 170 | 5.8 | | | 11 | - | 1.9 |
| | | 12 | 275 | 9.5 | | | 12 | 0 | 0.0 |
| ELLIS | AVALON ISD | ALL | 5 | 2.4 | | MIDLOTHIAN ISD | ALL | 85 | 2.3 |
| | | KG | 0 | 0.0 | | | KG | 13 | 5.3 |
| | | 01 | - | 7.1 | | | 01 | 7 | 2.8 |
| | | 02 | - | 9.1 | | | 02 | 5 | 1.8 |
| | | 03 | - | 6.3 | | | 03 | 5 | 1.5 |
| | | 04 | 0 | 0.0 | | | 04 | 0 | 0.0 |
| | | 05 | 0 | 0.0 | | | 05 | 0 | 0.0 |
| | | 06 | 0 | 0.0 | | | 06 | 0 | 0.0 |
| | | 07 | 0 | 0.0 | | | 07 | 0 | 0.0 |
| | | 08 | 0 | 0.0 | | | 08 | 0 | 0.0 |
| | | 09 | - | 5.3 | | | 09 | 36 | 12.1 |
| | | 10 | - | 6.3 | | | 10 | 11 | 3.7 |
| | | 11 | 0 | 0.0 | | | 11 | 7 | 2.6 |
| | | 12 | 0 | 0.0 | | | 12 | - | 0.5 |

NOTE: A DASH (-) INDICATES DATA ARE NOT REPORTED TO PROTECT STUDENT ANONYMITY.

APPENDIX D
1997-98 RETENTION RATES
DISTRICT RETENTION RATES BY GRADE

| COUNTY | DISTRICT | GRADE | 97-98 TOTAL RETAINED | 97-98 RETENTION RATE | COUNTY | DISTRICT | GRADE | 97-98 TOTAL RETAINED | 97-98 RETENTION RATE |
|-------------------|----------------|-------|----------------------------|----------------------------|-------------------|-----------------|-------|----------------------------|----------------------------|
| ELLIS (cont'd) | MILFORD ISD | ALL | 7 | 3.9 | ERATH (cont'd) | DUBLIN ISD | ALL | 79 | 6.0 |
| | | KG | 0 | 0.0 | | | KG | - | 2.9 |
| | | 01 | - | 7.7 | | | 01 | 20 | 15.7 |
| | | 02 | 0 | 0.0 | | | 02 | 10 | 8.8 |
| | | 03 | 0 | 0.0 | | | 03 | - | 1.1 |
| | | 04 | - | 11.1 | | | 04 | - | 3.1 |
| | | 05 | 0 | 0.0 | | | 05 | - | 1.6 |
| | | 06 | 0 | 0.0 | | | 06 | 5 | 4.3 |
| | | 07 | 0 | 0.0 | | | 07 | 5 | 4.8 |
| | | 08 | 0 | 0.0 | | | 08 | - | 2.9 |
| | | 09 | - | 16.7 | | | 09 | 16 | 14.5 |
| | | 10 | - | 5.6 | | | 10 | 5 | 6.7 |
| 11 | - | 6.7 | 11 | - | 7.0 | | | | |
| 12 | - | 8.3 | 12 | - | 1.5 | | | | |
| | PALMER ISD | ALL | 20 | 2.3 | | HUCKABAY ISD | ALL | 5 | 2.4 |
| | | KG | - | 1.9 | | | KG | 0 | 0.0 |
| | | 01 | 5 | 9.1 | | | 01 | 0 | 0.0 |
| | | 02 | - | 1.3 | | | 02 | 0 | 0.0 |
| | | 03 | - | 2.2 | | | 03 | - | 4.3 |
| | | 04 | - | 4.2 | | | 04 | - | 5.3 |
| | | 05 | 0 | 0.0 | | | 05 | 0 | 0.0 |
| | | 06 | 0 | 0.0 | | | 06 | 0 | 0.0 |
| | | 07 | 0 | 0.0 | | | 07 | - | 9.1 |
| | | 08 | - | 1.3 | | | 08 | 0 | 0.0 |
| | | 09 | 7 | 8.9 | | | 09 | - | 11.8 |
| | | 10 | 0 | 0.0 | | | 10 | 0 | 0.0 |
| 11 | 0 | 0.0 | 11 | 0 | 0.0 | | | | |
| 12 | 0 | 0.0 | 12 | 0 | 0.0 | | | | |
| | RED OAK ISD | ALL | 97 | 2.6 | | LINGLEVILLE ISD | ALL | 9 | 4.3 |
| | | KG | 10 | 3.6 | | | KG | - | 11.1 |
| | | 01 | 7 | 2.4 | | | 01 | 0 | 0.0 |
| | | 02 | - | 1.0 | | | 02 | 0 | 0.0 |
| | | 03 | - | 0.6 | | | 03 | 0 | 0.0 |
| | | 04 | 10 | 3.3 | | | 04 | - | 6.7 |
| | | 05 | - | 1.0 | | | 05 | - | 8.0 |
| | | 06 | 0 | 0.0 | | | 06 | - | 11.8 |
| | | 07 | 7 | 2.2 | | | 07 | 0 | 0.0 |
| | | 08 | 8 | 2.5 | | | 08 | - | 12.5 |
| | | 09 | 32 | 9.4 | | | 09 | 0 | 0.0 |
| | | 10 | 9 | 3.6 | | | 10 | 0 | 0.0 |
| 11 | 5 | 2.4 | 11 | 0 | 0.0 | | | | |
| 12 | - | 0.4 | 12 | 0 | 0.0 | | | | |
| | WAXAHACHIE ISD | ALL | 117 | 2.2 | | MORGAN MILL ISD | ALL | 0 | 0.0 |
| | | KG | 18 | 4.9 | | | KG | 0 | 0.0 |
| | | 01 | 18 | 4.5 | | | 01 | 0 | 0.0 |
| | | 02 | - | 0.9 | | | 02 | 0 | 0.0 |
| | | 03 | 6 | 1.5 | | | 03 | 0 | 0.0 |
| | | 04 | 9 | 2.2 | | | 04 | 0 | 0.0 |
| | | 05 | 0 | 0.0 | | | 05 | 0 | 0.0 |
| | | 06 | 6 | 1.4 | | | 06 | 0 | 0.0 |
| | | 07 | - | 0.5 | | | 07 | - | - |
| | | 08 | 7 | 1.6 | | | 08 | 0 | 0.0 |
| | | 09 | 28 | 6.4 | | | | | |
| | | 10 | 13 | 3.1 | | | | | |
| 11 | - | 0.6 | | | | | | | |
| 12 | - | 1.2 | | | | | | | |
| ERATH | BLUFF DALE ISD | ALL | - | 3.2 | | STEPHENVILLE IS | ALL | 117 | 3.7 |
| | | KG | - | 15.4 | | | KG | 11 | 5.6 |
| | | 01 | 0 | 0.0 | | | 01 | 13 | 5.4 |
| | | 02 | 0 | 0.0 | | | 02 | 5 | 2.0 |
| | | 03 | - | - | | | 03 | 7 | 2.9 |
| | | 04 | 0 | 0.0 | | | 04 | 6 | 2.3 |
| | | 05 | 0 | 0.0 | | | 05 | - | 1.1 |
| | | 06 | 0 | 0.0 | | | 06 | - | 0.4 |
| 07 | 0 | 0.0 | 07 | - | 1.2 | | | | |
| 08 | 0 | 0.0 | 08 | 9 | 3.3 | | | | |
| | | | 09 | 37 | 14.2 | | | | |
| | | | 10 | 12 | 4.8 | | | | |
| | | | 11 | 7 | 3.3 | | | | |
| | | | 12 | - | 1.5 | | | | |

NOTE: A DASH (-) INDICATES DATA ARE NOT REPORTED TO PROTECT STUDENT ANONYMITY.

APPENDIX D
1997-98 RETENTION RATES
DISTRICT RETENTION RATES BY GRADE

| COUNTY | DISTRICT | GRADE | 97-98 TOTAL RETAINED | 97-98 RETENTION RATE | COUNTY | DISTRICT | GRADE | 97-98 TOTAL RETAINED | 97-98 RETENTION RATE |
|-------------------|-----------------|------------|----------------------------|----------------------------|-----------------|------------|-------|----------------------------|----------------------------|
| ERATH (cont'd) | THREE WAY ISD | ALL | - | 3.5 | FANNIN | BONHAM ISD | ALL | 36 | 2.0 |
| | | KG | - | 16.7 | | | KG | - | 1.5 |
| | | 01 | 0 | 0.0 | | | 01 | - | 1.3 |
| | | 02 | 0 | 0.0 | | | 02 | 0 | 0.0 |
| | | 03 | 0 | 0.0 | | | 03 | - | 0.7 |
| | | 04 | 0 | 0.0 | | | 04 | 5 | 3.5 |
| | | 05 | 0 | 0.0 | | | 05 | - | 2.5 |
| | | 06 | 0 | 0.0 | | | 06 | 0 | 0.0 |
| | | | | | | | 07 | - | 2.3 |
| | | | | | | | 08 | - | 2.3 |
| | | | | | | | 09 | 8 | 5.8 |
| | | | | | | | 10 | 5 | 4.3 |
| | | | | | | | 11 | 0 | 0.0 |
| | | | 12 | - | 2.5 | | | | |
| FALLS | CHILTON ISD | ALL | 13 | 3.6 | DODD CITY ISD | ALL | 6 | 2.6 | |
| | | KG | - | 8.8 | | KG | 0 | 0.0 | |
| | | 01 | - | 2.9 | | 01 | - | 8.7 | |
| | | 02 | 0 | 0.0 | | 02 | - | 11.1 | |
| | | 03 | 0 | 0.0 | | 03 | 0 | 0.0 | |
| | | 04 | 0 | 0.0 | | 04 | 0 | 0.0 | |
| | | 05 | - | 4.3 | | 05 | 0 | 0.0 | |
| | | 06 | 0 | 0.0 | | 06 | 0 | 0.0 | |
| | | 07 | - | 15.4 | | 07 | - | 10.5 | |
| | | 08 | - | 3.2 | | 08 | 0 | 0.0 | |
| | | 09 | - | 3.3 | | 09 | 0 | 0.0 | |
| | | 10 | 0 | 0.0 | | 10 | 0 | 0.0 | |
| | | 11 | 0 | 0.0 | | 11 | 0 | 0.0 | |
| | 12 | - | 9.1 | 12 | 0 | 0.0 | | | |
| | | MARLIN ISD | ALL | 94 | 6.5 | ECTOR ISD | ALL | - | 2.0 |
| | | | KG | 20 | 16.0 | | KG | - | 10.0 |
| | | | 01 | 19 | 16.2 | | 01 | 0 | 0.0 |
| | | | 02 | 10 | 7.1 | | 02 | 0 | 0.0 |
| | | | 03 | - | 2.4 | | 03 | 0 | 0.0 |
| | | | 04 | 0 | 0.0 | | 04 | 0 | 0.0 |
| | | | 05 | 0 | 0.0 | | 05 | 0 | 0.0 |
| | | | 06 | - | 0.8 | | 06 | 0 | 0.0 |
| | | | 07 | - | 2.1 | | 07 | - | 9.1 |
| | | | 08 | 0 | 0.0 | | 08 | 0 | 0.0 |
| | | | 09 | 21 | 15.2 | | 09 | 0 | 0.0 |
| | 10 | | 12 | 12.4 | 10 | | 0 | 0.0 | |
| | 11 | - | 4.8 | 11 | 0 | 0.0 | | | |
| | 12 | - | 2.9 | 12 | - | 7.7 | | | |
| | ROSEBUD-LOTT IS | ALL | 17 | 1.8 | HONEY GROVE ISD | ALL | 9 | 1.3 | |
| | | KG | - | 5.6 | | KG | 0 | 0.0 | |
| | | 01 | - | 5.1 | | 01 | - | 5.3 | |
| | | 02 | - | 5.8 | | 02 | 0 | 0.0 | |
| | | 03 | - | 1.4 | | 03 | - | 2.6 | |
| | | 04 | - | 2.4 | | 04 | 0 | 0.0 | |
| | | 05 | 0 | 0.0 | | 05 | 0 | 0.0 | |
| | | 06 | 0 | 0.0 | | 06 | 0 | 0.0 | |
| | | 07 | - | 1.1 | | 07 | 0 | 0.0 | |
| | | 08 | 0 | 0.0 | | 08 | - | 1.5 | |
| | | 09 | - | 2.1 | | 09 | - | 6.1 | |
| | | 10 | 0 | 0.0 | | 10 | 0 | 0.0 | |
| | 11 | 0 | 0.0 | 11 | 0 | 0.0 | | | |
| | 12 | 0 | 0.0 | 12 | 0 | 0.0 | | | |
| | WESTPHALIA ISD | ALL | 0 | 0.0 | LEONARD ISD | ALL | 6 | 0.8 | |
| | | KG | 0 | 0.0 | | KG | 0 | 0.0 | |
| | | 01 | 0 | 0.0 | | 01 | 0 | 0.0 | |
| | | 02 | 0 | 0.0 | | 02 | - | 2.2 | |
| | | 03 | 0 | 0.0 | | 03 | - | 1.4 | |
| | | 04 | 0 | 0.0 | | 04 | 0 | 0.0 | |
| | | 05 | 0 | 0.0 | | 05 | 0 | 0.0 | |
| | | 06 | 0 | 0.0 | | 06 | 0 | 0.0 | |
| | | 07 | 0 | 0.0 | | 07 | 0 | 0.0 | |
| | 08 | - | - | 08 | 0 | 0.0 | | | |
| | | | | 09 | - | 1.9 | | | |
| | | | | 10 | - | 4.2 | | | |
| | | | | 11 | - | 2.0 | | | |
| | | | | 12 | 0 | 0.0 | | | |

NOTE: A DASH (-) INDICATES DATA ARE NOT REPORTED TO PROTECT STUDENT ANONYMITY.

APPENDIX D
1997-98 RETENTION RATES
DISTRICT RETENTION RATES BY GRADE

| COUNTY | DISTRICT | GRADE | 97-98 TOTAL RETAINED | 97-98 RETENTION RATE | COUNTY | DISTRICT | GRADE | 97-98 TOTAL RETAINED | 97-98 RETENTION RATE |
|--------------------|-----------------|-------|----------------------------|----------------------------|---------------------|-----------------|-------|----------------------------|----------------------------|
| FANNIN (cont'd) | SAM RAYBURN ISD | ALL | - | 1.1 | FAYETTE (cont'd) | LA GRANGE ISD | ALL | 44 | 2.4 |
| | | KG | 0 | 0.0 | | | KG | 0 | 0.0 |
| | | 01 | - | 10.3 | | | 01 | 0 | 0.0 |
| | | 02 | 0 | 0.0 | | | 02 | - | 1.0 |
| | | 03 | 0 | 0.0 | | | 03 | 0 | 0.0 |
| | | 04 | 0 | 0.0 | | | 04 | 0 | 0.0 |
| | | 05 | 0 | 0.0 | | | 05 | - | 0.7 |
| | | 06 | 0 | 0.0 | | | 06 | 0 | 0.0 |
| | | 07 | 0 | 0.0 | | | 07 | 0 | 0.0 |
| | | 08 | 0 | 0.0 | | | 08 | 0 | 0.0 |
| | | 09 | - | 2.4 | | | 09 | 23 | 14.0 |
| | | 10 | 0 | 0.0 | | | 10 | 6 | 4.4 |
| 11 | 0 | 0.0 | 11 | 8 | 5.8 | | | | |
| 12 | 0 | 0.0 | 12 | 5 | 3.5 | | | | |
| | SAVOY ISD | ALL | 6 | 1.9 | | ROUND TOP-CARMI | ALL | - | 0.9 |
| | | KG | 0 | 0.0 | | | KG | 0 | 0.0 |
| | | 01 | 0 | 0.0 | | | 01 | 0 | 0.0 |
| | | 02 | - | 3.1 | | | 02 | 0 | 0.0 |
| | | 03 | 0 | 0.0 | | | 03 | 0 | 0.0 |
| | | 04 | 0 | 0.0 | | | 04 | 0 | 0.0 |
| | | 05 | - | 3.4 | | | 05 | - | 7.1 |
| | | 06 | 0 | 0.0 | | | 06 | 0 | 0.0 |
| | | 07 | - | 4.2 | | | 07 | 0 | 0.0 |
| | | 08 | - | 4.0 | | | 08 | 0 | 0.0 |
| | | 09 | - | 4.0 | | | 09 | - | 3.8 |
| | | 10 | 0 | 0.0 | | | 10 | 0 | 0.0 |
| 11 | - | 6.7 | 11 | 0 | 0.0 | | | | |
| 12 | 0 | 0.0 | 12 | 0 | 0.0 | | | | |
| | TRENTON ISD | ALL | 14 | 3.7 | | SCHULENBURG ISD | ALL | 20 | 3.0 |
| | | KG | - | 11.4 | | | KG | - | 4.7 |
| | | 01 | 0 | 0.0 | | | 01 | - | 8.0 |
| | | 02 | 0 | 0.0 | | | 02 | - | 4.8 |
| | | 03 | 0 | 0.0 | | | 03 | - | 5.4 |
| | | 04 | 0 | 0.0 | | | 04 | - | 4.1 |
| | | 05 | 0 | 0.0 | | | 05 | 0 | 0.0 |
| | | 06 | - | 6.9 | | | 06 | 0 | 0.0 |
| | | 07 | - | 3.2 | | | 07 | - | 2.1 |
| | | 08 | - | 3.0 | | | 08 | 0 | 0.0 |
| | | 09 | 6 | 18.8 | | | 09 | 0 | 0.0 |
| | | 10 | 0 | 0.0 | | | 10 | - | 1.7 |
| 11 | 0 | 0.0 | 11 | - | 6.0 | | | | |
| 12 | 0 | 0.0 | 12 | - | 2.9 | | | | |
| FAYETTE | FAYETTEVILLE IS | ALL | - | 1.5 | FISHER | ROBY CONS ISD | ALL | - | 1.0 |
| | | KG | 0 | 0.0 | | | KG | - | 5.6 |
| | | 01 | - | 5.6 | | | 01 | 0 | 0.0 |
| | | 02 | 0 | 0.0 | | | 02 | 0 | 0.0 |
| | | 03 | 0 | 0.0 | | | 03 | 0 | 0.0 |
| | | 04 | - | 5.6 | | | 04 | 0 | 0.0 |
| | | 05 | 0 | 0.0 | | | 05 | 0 | 0.0 |
| | | 06 | - | 4.5 | | | 06 | - | 8.3 |
| | | 07 | - | 5.6 | | | 07 | 0 | 0.0 |
| | | 08 | 0 | 0.0 | | | 08 | 0 | 0.0 |
| | | 09 | 0 | 0.0 | | | 09 | 0 | 0.0 |
| | | 10 | 0 | 0.0 | | | 10 | 0 | 0.0 |
| 11 | 0 | 0.0 | 11 | 0 | 0.0 | | | | |
| 12 | 0 | 0.0 | 12 | 0 | 0.0 | | | | |
| | FLATONIA ISD | ALL | 18 | 3.4 | | ROTAN ISD | ALL | 6 | 1.5 |
| | | KG | - | 4.3 | | | KG | - | 3.3 |
| | | 01 | - | 6.7 | | | 01 | - | 4.0 |
| | | 02 | 0 | 0.0 | | | 02 | - | 4.0 |
| | | 03 | - | 2.6 | | | 03 | - | 3.7 |
| | | 04 | - | 2.3 | | | 04 | 0 | 0.0 |
| | | 05 | 0 | 0.0 | | | 05 | 0 | 0.0 |
| | | 06 | - | 5.3 | | | 06 | 0 | 0.0 |
| | | 07 | - | 7.0 | | | 07 | 0 | 0.0 |
| | | 08 | 0 | 0.0 | | | 08 | 0 | 0.0 |
| | | 09 | - | 4.3 | | | 09 | - | 3.1 |
| | | 10 | - | 7.0 | | | 10 | - | 2.1 |
| 11 | 0 | 0.0 | 11 | 0 | 0.0 | | | | |
| 12 | - | 4.3 | 12 | 0 | 0.0 | | | | |

NOTE: A DASH (-) INDICATES DATA ARE NOT REPORTED TO PROTECT STUDENT ANONYMITY.

APPENDIX D
1997-98 RETENTION RATES
DISTRICT RETENTION RATES BY GRADE

| COUNTY | DISTRICT | GRADE | 97-98 TOTAL RETAINED | 97-98 RETENTION RATE | COUNTY | DISTRICT | GRADE | 97-98 TOTAL RETAINED | 97-98 RETENTION RATE |
|-----------|---------------|-------|----------------------------|----------------------------|-----------------------|-----------------|-------|----------------------------|----------------------------|
| FLOYD | FLOYDADA ISD | ALL | 46 | 4.6 | FORT BEND (cont'd) | LAMAR CONSOLIDA | ALL | 743 | 5.6 |
| | | KG | - | 2.7 | | | KG | 40 | 3.6 |
| | | 01 | - | 3.0 | | | 01 | 93 | 8.0 |
| | | 02 | - | 1.1 | | | 02 | 45 | 4.0 |
| | | 03 | - | 1.1 | | | 03 | 22 | 2.1 |
| | | 04 | - | 3.9 | | | 04 | 19 | 1.8 |
| | | 05 | - | 4.9 | | | 05 | 20 | 2.0 |
| | | 06 | 6 | 9.1 | | | 06 | 11 | 1.0 |
| | | 07 | 7 | 8.6 | | | 07 | 46 | 4.5 |
| | | 08 | 0 | 0.0 | | | 08 | 34 | 3.4 |
| | | 09 | 10 | 13.9 | | | 09 | 286 | 23.5 |
| | | 10 | - | 4.8 | | | 10 | 68 | 8.2 |
| | | 11 | - | 5.7 | | | 11 | 42 | 5.5 |
| 12 | - | 1.6 | 12 | 17 | 2.5 | | | | |
| | LOCKNEY ISD | ALL | 41 | 5.2 | | NEEDVILLE ISD | ALL | 127 | 5.7 |
| | | KG | 6 | 12.5 | | | KG | 46 | 23.2 |
| | | 01 | - | 7.4 | | | 01 | 10 | 6.3 |
| | | 02 | - | 2.9 | | | 02 | - | 2.4 |
| | | 03 | - | 4.6 | | | 03 | - | 0.7 |
| | | 04 | 0 | 0.0 | | | 04 | - | 1.3 |
| | | 05 | - | 1.3 | | | 05 | 11 | 6.1 |
| | | 06 | 0 | 0.0 | | | 06 | 7 | 4.1 |
| | | 07 | 0 | 0.0 | | | 07 | 5 | 3.0 |
| | | 08 | 0 | 0.0 | | | 08 | - | 1.7 |
| | | 09 | 13 | 16.0 | | | 09 | 31 | 13.2 |
| | | 10 | 7 | 11.7 | | | 10 | - | 1.4 |
| | | 11 | - | 7.8 | | | 11 | 5 | 2.8 |
| 12 | - | 1.8 | 12 | 0 | 0.0 | | | | |
| FOARD | CROWELL ISD | ALL | 5 | 1.6 | | STAFFORD MSD | ALL | 47 | 2.1 |
| | | KG | - | 4.0 | | | KG | - | 2.0 |
| | | 01 | - | 16.7 | | | 01 | 0 | 0.0 |
| | | 02 | 0 | 0.0 | | | 02 | - | 1.1 |
| | | 03 | 0 | 0.0 | | | 03 | 0 | 0.0 |
| | | 04 | 0 | 0.0 | | | 04 | - | 0.6 |
| | | 05 | 0 | 0.0 | | | 05 | - | 1.5 |
| | | 06 | 0 | 0.0 | | | 06 | - | 0.5 |
| | | 07 | 0 | 0.0 | | | 07 | - | 0.5 |
| | | 08 | 0 | 0.0 | | | 08 | 0 | 0.0 |
| | | 09 | 0 | 0.0 | | | 09 | 25 | 11.7 |
| | | 10 | 0 | 0.0 | | | 10 | 7 | 5.0 |
| | | 11 | 0 | 0.0 | | | 11 | - | 1.6 |
| 12 | 0 | 0.0 | 12 | - | 1.7 | | | | |
| FORT BEND | FORT BEND ISD | ALL | 1,408 | 3.2 | FRANKLIN | MOUNT VERNON IS | ALL | 24 | 1.7 |
| | | KG | 20 | 0.7 | | | KG | - | 4.1 |
| | | 01 | 133 | 4.1 | | | 01 | - | 1.8 |
| | | 02 | 67 | 1.9 | | | 02 | - | 1.1 |
| | | 03 | 41 | 1.2 | | | 03 | - | 2.7 |
| | | 04 | 21 | 0.6 | | | 04 | - | 3.7 |
| | | 05 | 11 | 0.3 | | | 05 | - | 1.9 |
| | | 06 | 69 | 1.9 | | | 06 | - | 1.0 |
| | | 07 | 53 | 1.5 | | | 07 | - | 1.9 |
| | | 08 | 42 | 1.2 | | | 08 | - | 0.8 |
| | | 09 | 540 | 13.8 | | | 09 | - | 2.7 |
| | | 10 | 214 | 6.4 | | | 10 | - | 0.9 |
| | | 11 | 136 | 4.8 | | | 11 | 0 | 0.0 |
| 12 | 61 | 2.3 | 12 | 0 | 0.0 | | | | |
| | KENDLETON ISD | ALL | - | 5.3 | FREESTONE | DEW ISD | ALL | - | 1.4 |
| | | KG | 0 | 0.0 | | | KG | - | 14.3 |
| | | 01 | 0 | 0.0 | | | 01 | 0 | 0.0 |
| | | 02 | - | 28.6 | | | 02 | 0 | 0.0 |
| | | 03 | 0 | 0.0 | | | 03 | 0 | 0.0 |
| | | 04 | 0 | 0.0 | | | 04 | 0 | 0.0 |
| | | 05 | - | 18.2 | | | 05 | 0 | 0.0 |
| 06 | 0 | 0.0 | 06 | 0 | 0.0 | | | | |

NOTE: A DASH (-) INDICATES DATA ARE NOT REPORTED TO PROTECT STUDENT ANONYMITY.

APPENDIX D
1997-98 RETENTION RATES
DISTRICT RETENTION RATES BY GRADE

| COUNTY | DISTRICT | GRADE | 97-98 TOTAL RETAINED | 97-98 RETENTION RATE | COUNTY | DISTRICT | GRADE | 97-98 TOTAL RETAINED | 97-98 RETENTION RATE |
|-----------------------|---------------|-------|----------------------------|----------------------------|-----------|-----------------|-------|----------------------------|----------------------------|
| FREESTONE (cont'd) | FAIRFIELD ISD | ALL | 69 | 4.5 | GAINES | LOOP ISD | ALL | - | 1.3 |
| | | KG | 10 | 8.1 | | | KG | - | 6.3 |
| | | 01 | 11 | 8.9 | | | 01 | 0 | 0.0 |
| | | 02 | - | 3.4 | | | 02 | 0 | 0.0 |
| | | 03 | - | 2.5 | | | 03 | - | 10.0 |
| | | 04 | - | 0.8 | | | 04 | 0 | 0.0 |
| | | 05 | - | 1.8 | | | 05 | 0 | 0.0 |
| | | 06 | 5 | 3.5 | | | 06 | 0 | 0.0 |
| | | 07 | - | 3.0 | | | 07 | 0 | 0.0 |
| | | 08 | - | 3.3 | | | 08 | 0 | 0.0 |
| | | 09 | 20 | 15.0 | | | 09 | 0 | 0.0 |
| | | 10 | - | 3.4 | | | 10 | 0 | 0.0 |
| 11 | - | 1.1 | 11 | 0 | 0.0 | | | | |
| 12 | - | 1.0 | 12 | 0 | 0.0 | | | | |
| | TEAGUE ISD | ALL | 30 | 2.8 | | SEAGRAVES ISD | ALL | 10 | 1.6 |
| | | KG | 0 | 0.0 | | | KG | - | 6.4 |
| | | 01 | 9 | 10.8 | | | 01 | - | 5.7 |
| | | 02 | 0 | 0.0 | | | 02 | - | 3.5 |
| | | 03 | 0 | 0.0 | | | 03 | 0 | 0.0 |
| | | 04 | 0 | 0.0 | | | 04 | 0 | 0.0 |
| | | 05 | - | 1.2 | | | 05 | 0 | 0.0 |
| | | 06 | 0 | 0.0 | | | 06 | 0 | 0.0 |
| | | 07 | 9 | 8.3 | | | 07 | 0 | 0.0 |
| | | 08 | - | 4.0 | | | 08 | 0 | 0.0 |
| | | 09 | - | 2.1 | | | 09 | - | 3.8 |
| | | 10 | - | 3.1 | | | 10 | 0 | 0.0 |
| 11 | - | 1.6 | 11 | 0 | 0.0 | | | | |
| 12 | - | 1.3 | 12 | 0 | 0.0 | | | | |
| | WORTHAM ISD | ALL | 13 | 4.2 | | SEMINOLE ISD | ALL | 68 | 3.2 |
| | | KG | - | 4.0 | | | KG | 11 | 6.6 |
| | | 01 | 0 | 0.0 | | | 01 | - | 1.8 |
| | | 02 | - | 15.4 | | | 02 | 0 | 0.0 |
| | | 03 | - | 4.3 | | | 03 | 0 | 0.0 |
| | | 04 | 0 | 0.0 | | | 04 | 0 | 0.0 |
| | | 05 | 0 | 0.0 | | | 05 | 6 | 3.4 |
| | | 06 | - | 11.5 | | | 06 | - | 0.5 |
| | | 07 | - | 13.0 | | | 07 | 5 | 2.8 |
| | | 08 | - | 4.3 | | | 08 | - | 1.2 |
| | | 09 | - | 3.7 | | | 09 | 25 | 13.7 |
| | | 10 | 0 | 0.0 | | | 10 | - | 1.3 |
| 11 | - | 4.0 | 11 | 9 | 6.2 | | | | |
| 12 | 0 | 0.0 | 12 | - | 3.3 | | | | |
| FRIO | DILLEY ISD | ALL | 48 | 5.7 | GALVESTON | CLEAR CREEK ISD | ALL | 586 | 2.4 |
| | | KG | - | 2.8 | | | KG | 16 | 0.9 |
| | | 01 | 8 | 10.5 | | | 01 | 45 | 2.2 |
| | | 02 | - | 5.4 | | | 02 | 21 | 1.0 |
| | | 03 | - | 3.9 | | | 03 | 15 | 0.7 |
| | | 04 | 0 | 0.0 | | | 04 | 10 | 0.5 |
| | | 05 | - | 1.4 | | | 05 | 5 | 0.3 |
| | | 06 | - | 1.8 | | | 06 | 19 | 1.0 |
| | | 07 | - | 1.3 | | | 07 | 22 | 1.1 |
| | | 08 | - | 3.0 | | | 08 | 27 | 1.4 |
| | | 09 | 16 | 22.5 | | | 09 | 260 | 13.2 |
| | | 10 | 8 | 12.5 | | | 10 | 55 | 3.4 |
| 11 | - | 2.0 | 11 | 53 | 3.5 | | | | |
| 12 | - | 4.3 | 12 | 38 | 2.5 | | | | |
| | PEARSALL ISD | ALL | 91 | 4.2 | | DICKINSON ISD | ALL | 232 | 4.5 |
| | | KG | 19 | 8.9 | | | KG | 17 | 3.9 |
| | | 01 | 22 | 10.8 | | | 01 | 28 | 6.3 |
| | | 02 | - | 2.2 | | | 02 | 16 | 3.9 |
| | | 03 | - | 0.6 | | | 03 | - | 0.9 |
| | | 04 | 0 | 0.0 | | | 04 | - | 1.0 |
| | | 05 | - | 0.6 | | | 05 | - | 0.7 |
| | | 06 | - | 1.2 | | | 06 | - | 0.7 |
| | | 07 | - | 2.0 | | | 07 | 27 | 6.2 |
| | | 08 | - | 0.6 | | | 08 | 18 | 4.3 |
| | | 09 | 18 | 10.6 | | | 09 | 72 | 16.0 |
| | | 10 | 7 | 4.6 | | | 10 | 10 | 2.9 |
| 11 | - | 3.3 | 11 | 16 | 6.2 | | | | |
| 12 | 9 | 6.5 | 12 | 14 | 4.7 | | | | |

NOTE: A DASH (-) INDICATES DATA ARE NOT REPORTED TO PROTECT STUDENT ANONYMITY.

APPENDIX D
1997-98 RETENTION RATES
DISTRICT RETENTION RATES BY GRADE

| COUNTY | DISTRICT | GRADE | 97-98 TOTAL RETAINED | 97-98 RETENTION RATE | COUNTY | DISTRICT | GRADE | 97-98 TOTAL RETAINED | 97-98 RETENTION RATE | |
|-----------------------|-----------------|-------|----------------------------|----------------------------|-----------------------|----------------|---------------|----------------------------|----------------------------|------|
| GALVESTON (cont'd) | FRIENDSWOOD ISD | ALL | 70 | 1.6 | GALVESTON (cont'd) | SANTA FE ISD | ALL | 85 | 2.1 | |
| | | KG | - | 0.4 | | | KG | - | 1.1 | |
| | | 01 | 14 | 4.5 | | | 01 | 7 | 2.2 | |
| | | 02 | 7 | 2.3 | | | 02 | 8 | 2.4 | |
| | | 03 | 0 | 0.0 | | | 03 | 5 | 1.7 | |
| | | 04 | - | 0.3 | | | 04 | 8 | 2.5 | |
| | | 05 | - | 0.5 | | | 05 | - | 0.3 | |
| | | 06 | - | 0.3 | | | 06 | - | 0.6 | |
| | | 07 | 0 | 0.0 | | | 07 | 12 | 3.5 | |
| | | 08 | - | 0.5 | | | 08 | - | 1.2 | |
| | | 09 | 16 | 4.1 | | | 09 | 16 | 4.3 | |
| | | 10 | 12 | 3.4 | | | 10 | 5 | 1.8 | |
| | | 11 | 13 | 4.2 | | | 11 | 10 | 4.5 | |
| 12 | - | 0.3 | 12 | - | 1.4 | | | | | |
| | GALVESTON ISD | ALL | 424 | 4.8 | | TEXAS CITY ISD | ALL | 347 | 6.8 | |
| | | KG | 18 | 2.3 | | | KG | 14 | 3.2 | |
| | | 01 | 54 | 6.3 | | | 01 | 31 | 6.5 | |
| | | 02 | 26 | 3.3 | | | 02 | 17 | 3.8 | |
| | | 03 | 15 | 2.0 | | | 03 | 12 | 2.9 | |
| | | 04 | 10 | 1.4 | | | 04 | - | 0.8 | |
| | | 05 | - | 0.1 | | | 05 | 24 | 5.9 | |
| | | 06 | 13 | 1.8 | | | 06 | 14 | 3.4 | |
| | | 07 | 10 | 1.4 | | | 07 | 33 | 7.8 | |
| | | 08 | 6 | 0.9 | | | 08 | 24 | 6.2 | |
| | | 09 | 179 | 22.5 | | | 09 | 94 | 22.0 | |
| | | 10 | 53 | 9.3 | | | 10 | 50 | 13.9 | |
| | | 11 | 22 | 5.3 | | | 11 | 13 | 4.8 | |
| | | 12 | 17 | 3.7 | | | 12 | 18 | 6.5 | |
| | HIGH ISLAND ISD | ALL | 8 | 2.8 | | GARZA | POST ISD | ALL | 41 | 4.4 |
| | | KG | 0 | 0.0 | | | | KG | - | 7.0 |
| | | 01 | - | 10.0 | | | | 01 | 8 | 14.0 |
| | | 02 | 0 | 0.0 | | | | 02 | - | 1.3 |
| | | 03 | 0 | 0.0 | | | | 03 | - | 2.6 |
| | | 04 | 0 | 0.0 | | | | 04 | - | 1.3 |
| | | 05 | 0 | 0.0 | | | | 05 | 0 | 0.0 |
| | | 06 | 0 | 0.0 | | | | 06 | 0 | 0.0 |
| | | 07 | 0 | 0.0 | | | | 07 | - | 1.4 |
| | | 08 | 0 | 0.0 | | | | 08 | - | 5.6 |
| | | 09 | 6 | 18.8 | | | | 09 | 16 | 18.2 |
| | | 10 | - | 2.4 | | | | 10 | - | 4.5 |
| | | 11 | 0 | 0.0 | | | | 11 | 0 | 0.0 |
| | | 12 | 0 | 0.0 | | | | 12 | - | 1.4 |
| | HITCHCOCK ISD | ALL | 63 | 5.4 | | SOUTHLAND ISD | ALL | 6 | 3.5 | |
| | | KG | 0 | 0.0 | | | KG | - | 12.5 | |
| | | 01 | - | 1.1 | | | 01 | - | 7.1 | |
| | | 02 | - | 3.9 | | | 02 | 0 | 0.0 | |
| | | 03 | - | 1.1 | | | 03 | 0 | 0.0 | |
| | | 04 | 0 | 0.0 | | | 04 | 0 | 0.0 | |
| | | 05 | 0 | 0.0 | | | 05 | 0 | 0.0 | |
| | | 06 | 0 | 0.0 | | | 06 | - | 14.3 | |
| | | 07 | - | 1.2 | | | 07 | - | 11.8 | |
| | | 08 | - | 2.2 | | | 08 | 0 | 0.0 | |
| | | 09 | 40 | 31.5 | | | 09 | - | 5.0 | |
| | | 10 | 5 | 5.5 | | | 10 | 0 | 0.0 | |
| | | 11 | - | 6.3 | | | 11 | 0 | 0.0 | |
| | | 12 | 5 | 6.2 | | | 12 | 0 | 0.0 | |
| | LA MARQUE ISD | ALL | 241 | 6.4 | | GILLESPIE | DOSS CONS CSD | ALL | 0 | 0.0 |
| | | KG | 6 | 2.1 | | | | KG | 0 | 0.0 |
| | | 01 | 25 | 8.2 | | | | 01 | - | - |
| | | 02 | 6 | 2.2 | | | | 02 | - | - |
| | | 03 | 14 | 4.9 | | | | 03 | - | - |
| | | 04 | 6 | 2.4 | | | | 04 | - | - |
| | | 05 | 5 | 1.9 | | | | 05 | - | - |
| | | 06 | 7 | 2.4 | | | | 06 | - | - |
| | | 07 | 27 | 8.9 | | | | 07 | - | - |
| | | 08 | 8 | 2.8 | | | | 08 | - | - |
| | | 09 | 68 | 19.6 | | | | | | |
| | | 10 | 33 | 10.5 | | | | | | |
| | | 11 | 27 | 9.4 | | | | | | |
| | | 12 | 9 | 3.6 | | | | | | |

NOTE: A DASH (-) INDICATES DATA ARE NOT REPORTED TO PROTECT STUDENT ANONYMITY.

APPENDIX D
1997-98 RETENTION RATES
DISTRICT RETENTION RATES BY GRADE

| COUNTY | DISTRICT | GRADE | 97-98 TOTAL RETAINED | 97-98 RETENTION RATE | COUNTY | DISTRICT | GRADE | 97-98 TOTAL RETAINED | 97-98 RETENTION RATE |
|-----------------------|-----------------|-------|----------------------------|----------------------------|----------------------|-----------------|-------|----------------------------|----------------------------|
| GILLESPIE (cont'd) | FREDERICKSBURG | ALL | 62 | 2.4 | GONZALES (cont'd) | NIXON-SMILEY CO | ALL | 50 | 5.6 |
| | | KG | 13 | 7.7 | | | KG | 6 | 9.7 |
| | | 01 | 6 | 3.6 | | | 01 | 5 | 6.0 |
| | | 02 | - | 2.2 | | | 02 | 0 | 0.0 |
| | | 03 | - | 0.5 | | | 03 | 0 | 0.0 |
| | | 04 | 0 | 0.0 | | | 04 | - | 4.2 |
| | | 05 | - | 0.5 | | | 05 | - | 4.7 |
| | | 06 | 0 | 0.0 | | | 06 | - | 5.6 |
| | | 07 | - | 0.4 | | | 07 | 7 | 8.1 |
| | | 08 | - | 0.5 | | | 08 | 5 | 6.2 |
| | | 09 | 27 | 9.4 | | | 09 | 10 | 13.2 |
| | | 10 | - | 1.0 | | | 10 | 6 | 10.3 |
| 11 | 5 | 2.7 | 11 | 0 | 0.0 | | | | |
| 12 | - | 0.5 | 12 | - | 1.8 | | | | |
| | HARPER ISD | ALL | - | 0.8 | | WAEOLDER ISD | ALL | 9 | 3.8 |
| | | KG | 0 | 0.0 | | | KG | 0 | 0.0 |
| | | 01 | - | 3.8 | | | 01 | - | 10.5 |
| | | 02 | 0 | 0.0 | | | 02 | 0 | 0.0 |
| | | 03 | 0 | 0.0 | | | 03 | 0 | 0.0 |
| | | 04 | 0 | 0.0 | | | 04 | - | 5.9 |
| | | 05 | 0 | 0.0 | | | 05 | 0 | 0.0 |
| | | 06 | 0 | 0.0 | | | 06 | 0 | 0.0 |
| | | 07 | 0 | 0.0 | | | 07 | 0 | 0.0 |
| | | 08 | 0 | 0.0 | | | 08 | 0 | 0.0 |
| | | 09 | - | 6.9 | | | 09 | 6 | 31.6 |
| | | 10 | 0 | 0.0 | | | 10 | 0 | 0.0 |
| | 11 | 0 | 0.0 | | 11 | 0 | 0.0 | | |
| | 12 | 0 | 0.0 | | 12 | 0 | 0.0 | | |
| GLASSCOCK | GLASSCOCK COUNT | ALL | 9 | 2.4 | GRAY | GRANDVIEW-HOPKI | ALL | 0 | 0.0 |
| | | KG | - | 8.6 | | | KG | - | - |
| | | 01 | - | 12.5 | | | 01 | 0 | 0.0 |
| | | 02 | 0 | 0.0 | | | 02 | - | - |
| | | 03 | - | 2.7 | | | 03 | - | - |
| | | 04 | 0 | 0.0 | | | 04 | - | - |
| | | 05 | 0 | 0.0 | | | 05 | 0 | 0.0 |
| | | 06 | 0 | 0.0 | | | 06 | - | - |
| | | 07 | 0 | 0.0 | | | | | |
| | | 08 | 0 | 0.0 | | | | | |
| | | 09 | - | 6.1 | | | | | |
| | | 10 | 0 | 0.0 | | | | | |
| 11 | 0 | 0.0 | | | | | | | |
| 12 | 0 | 0.0 | | | | | | | |
| GOLIAD | GOLIAD ISD | ALL | 11 | 0.8 | LEFORS ISD | | ALL | - | 2.4 |
| | | KG | 0 | 0.0 | | | KG | - | 4.5 |
| | | 01 | 0 | 0.0 | | | 01 | 0 | 0.0 |
| | | 02 | 0 | 0.0 | | | 02 | - | 8.3 |
| | | 03 | 0 | 0.0 | | | 03 | - | 8.3 |
| | | 04 | 0 | 0.0 | | | 04 | 0 | 0.0 |
| | | 05 | 0 | 0.0 | | | 05 | 0 | 0.0 |
| | | 06 | - | 0.9 | | | 06 | 0 | 0.0 |
| | | 07 | 0 | 0.0 | | | 07 | 0 | 0.0 |
| | | 08 | 0 | 0.0 | | | 08 | 0 | 0.0 |
| | | 09 | 7 | 5.3 | | | 09 | - | 20.0 |
| | | 10 | - | 2.5 | | | 10 | 0 | 0.0 |
| 11 | 0 | 0.0 | 11 | 0 | 0.0 | | | | |
| 12 | 0 | 0.0 | 12 | 0 | 0.0 | | | | |
| GONZALES | GONZALES ISD | ALL | 85 | 3.4 | MCLEAN ISD | | ALL | - | 0.5 |
| | | KG | - | 1.7 | | | KG | - | 5.0 |
| | | 01 | - | 0.6 | | | 01 | 0 | 0.0 |
| | | 02 | 0 | 0.0 | | | 02 | 0 | 0.0 |
| | | 03 | 5 | 2.5 | | | 03 | 0 | 0.0 |
| | | 04 | - | 0.5 | | | 04 | 0 | 0.0 |
| | | 05 | - | 1.0 | | | 05 | 0 | 0.0 |
| | | 06 | - | 0.4 | | | 06 | 0 | 0.0 |
| | | 07 | 5 | 2.4 | | | 07 | 0 | 0.0 |
| | | 08 | 7 | 3.4 | | | 08 | 0 | 0.0 |
| | | 09 | 34 | 15.0 | | | 09 | 0 | 0.0 |
| | | 10 | 14 | 8.0 | | | 10 | 0 | 0.0 |
| 11 | 9 | 7.1 | 11 | 0 | 0.0 | | | | |
| 12 | - | 1.9 | 12 | 0 | 0.0 | | | | |

NOTE: A DASH (-) INDICATES DATA ARE NOT REPORTED TO PROTECT STUDENT ANONYMITY.

APPENDIX D
1997-98 RETENTION RATES
DISTRICT RETENTION RATES BY GRADE

| COUNTY | DISTRICT | GRADE | 97-98 TOTAL RETAINED | 97-98 RETENTION RATE | COUNTY | DISTRICT | GRADE | 97-98 TOTAL RETAINED | 97-98 RETENTION RATE |
|------------------|-------------|-----------------|----------------------------|----------------------------|---------------------|-----------------|-------|----------------------------|----------------------------|
| GRAY (cont'd) | PAMPA ISD | ALL | 57 | 1.7 | GRAYSON (cont'd) | HOWE ISD | ALL | 6 | 0.7 |
| | | KG | - | 1.8 | | | KG | - | 4.1 |
| | | 01 | 0 | 0.4 | | | 01 | 0 | 0.0 |
| | | 02 | 0 | 0.0 | | | 02 | 0 | 0.0 |
| | | 03 | - | 0.4 | | | 03 | 0 | 0.0 |
| | | 04 | - | 0.8 | | | 04 | 0 | 0.0 |
| | | 05 | - | 1.2 | | | 05 | 0 | 0.0 |
| | | 06 | 0 | 0.0 | | | 06 | 0 | 0.0 |
| | | 07 | 0 | 0.0 | | | 07 | 0 | 0.0 |
| | | 08 | 0 | 0.0 | | | 08 | 0 | 0.0 |
| | | 09 | 25 | 8.5 | | | 09 | - | 1.3 |
| | | 10 | 18 | 7.2 | | | 10 | 0 | 0.0 |
| | | 11 | - | 1.2 | | | 11 | 0 | 0.0 |
| 12 | 0 | 0.0 | 12 | - | 3.2 | | | | |
| GRAYSON | BELLS ISD | ALL | 9 | 1.3 | POTTSBORO ISD | ALL | 22 | 1.9 | |
| | | KG | - | 7.3 | | KG | 5 | 6.0 | |
| | | 01 | 0 | 0.0 | | 01 | - | 4.4 | |
| | | 02 | 0 | 0.0 | | 02 | - | 1.3 | |
| | | 03 | - | 1.7 | | 03 | 0 | 0.0 | |
| | | 04 | 0 | 0.0 | | 04 | - | 1.0 | |
| | | 05 | 0 | 0.0 | | 05 | 0 | 0.0 | |
| | | 06 | 0 | 0.0 | | 06 | - | 1.0 | |
| | | 07 | 0 | 0.0 | | 07 | 0 | 0.0 | |
| | | 08 | - | 1.9 | | 08 | - | 2.4 | |
| | | 09 | 0 | 0.0 | | 09 | - | 3.3 | |
| | | 10 | 0 | 0.0 | | 10 | - | 3.7 | |
| | 11 | 0 | 0.0 | 11 | 0 | 0.0 | | | |
| | 12 | - | 5.6 | 12 | - | 1.4 | | | |
| | | COLLINSVILLE IS | ALL | 8 | 1.9 | S AND S CONS IS | ALL | 14 | 1.8 |
| | | | KG | - | 3.1 | | KG | - | 4.3 |
| | | | 01 | - | 5.9 | | 01 | - | 3.3 |
| | | | 02 | - | 10.0 | | 02 | - | 6.0 |
| | | | 03 | - | 3.6 | | 03 | 0 | 0.0 |
| | | | 04 | 0 | 0.0 | | 04 | 0 | 0.0 |
| | | | 05 | - | 3.1 | | 05 | - | 1.9 |
| | | | 06 | 0 | 0.0 | | 06 | - | 1.3 |
| | | | 07 | 0 | 0.0 | | 07 | 0 | 0.0 |
| | | | 08 | 0 | 0.0 | | 08 | 0 | 0.0 |
| 09 | | | 0 | 0.0 | 09 | | - | 4.4 | |
| 10 | | | 0 | 0.0 | 10 | | 0 | 0.0 | |
| 11 | 0 | 0.0 | 11 | - | 1.9 | | | | |
| 12 | 0 | 0.0 | 12 | 0 | 0.0 | | | | |
| | DENISON ISD | ALL | 101 | 2.3 | SHERMAN ISD | ALL | 125 | 2.3 | |
| | | KG | - | 1.1 | | KG | 14 | 3.0 | |
| | | 01 | 16 | 4.6 | | 01 | 8 | 1.7 | |
| | | 02 | 5 | 1.4 | | 02 | - | 0.4 | |
| | | 03 | - | 1.3 | | 03 | - | 0.4 | |
| | | 04 | - | 1.0 | | 04 | - | 0.4 | |
| | | 05 | - | 0.3 | | 05 | 0 | 0.0 | |
| | | 06 | - | 0.6 | | 06 | - | 0.5 | |
| | | 07 | 0 | 0.0 | | 07 | - | 0.7 | |
| | | 08 | - | 0.3 | | 08 | - | 0.7 | |
| | | 09 | 49 | 12.0 | | 09 | 54 | 12.9 | |
| | | 10 | 9 | 2.8 | | 10 | 17 | 4.4 | |
| 11 | 5 | 1.9 | 11 | 9 | 2.9 | | | | |
| 12 | - | 0.9 | 12 | 9 | 3.1 | | | | |
| | GUNTER ISD | ALL | 15 | 2.9 | TIOGA ISD | ALL | 6 | 4.7 | |
| | | KG | 5 | 13.9 | | KG | - | 5.3 | |
| | | 01 | 6 | 13.0 | | 01 | - | 12.5 | |
| | | 02 | 0 | 0.0 | | 02 | - | 7.1 | |
| | | 03 | 0 | 0.0 | | 03 | 0 | 0.0 | |
| | | 04 | 0 | 0.0 | | 04 | - | 11.1 | |
| | | 05 | 0 | 0.0 | | 05 | 0 | 0.0 | |
| | | 06 | 0 | 0.0 | | 06 | - | 8.3 | |
| | | 07 | - | 2.7 | | 07 | 0 | 0.0 | |
| | | 08 | 0 | 0.0 | | 08 | 0 | 0.0 | |
| | | 09 | - | 2.1 | | | | | |
| | | 10 | - | 2.0 | | | | | |
| 11 | 0 | 0.0 | | | | | | | |
| 12 | - | 2.4 | | | | | | | |

NOTE: A DASH (-) INDICATES DATA ARE NOT REPORTED TO PROTECT STUDENT ANONYMITY.

APPENDIX D
1997-98 RETENTION RATES
DISTRICT RETENTION RATES BY GRADE

| COUNTY | DISTRICT | GRADE | 97-98 TOTAL RETAINED | 97-98 RETENTION RATE | COUNTY | DISTRICT | GRADE | 97-98 TOTAL RETAINED | 97-98 RETENTION RATE |
|---------------------|-----------------|-------|----------------------------|----------------------------|-------------------|-----------------|-------|----------------------------|----------------------------|
| GRAYSON (cont'd) | TOM BEAN ISD | ALL | 8 | 1.1 | GREGG (cont'd) | KILGORE ISD | ALL | 125 | 3.7 |
| | | KG | 0 | 0.0 | | | KG | - | 0.9 |
| | | 01 | 0 | 0.0 | | | 01 | - | 1.2 |
| | | 02 | 0 | 0.0 | | | 02 | - | 0.8 |
| | | 03 | - | 1.6 | | | 03 | 0 | 0.0 |
| | | 04 | 0 | 0.0 | | | 04 | - | 0.4 |
| | | 05 | 0 | 0.0 | | | 05 | 5 | 1.9 |
| | | 06 | 0 | 0.0 | | | 06 | 6 | 2.2 |
| | | 07 | - | 4.5 | | | 07 | 6 | 2.2 |
| | | 08 | - | 3.4 | | | 08 | 5 | 1.8 |
| | | 09 | 0 | 0.0 | | | 09 | 40 | 12.8 |
| | | 10 | - | 1.6 | | | 10 | 19 | 7.3 |
| 11 | 0 | 0.0 | 11 | 26 | 11.1 | | | | |
| 12 | - | 1.7 | 12 | 10 | 4.2 | | | | |
| | VAN ALSTYNE ISD | ALL | 7 | 0.7 | | LONGVIEW ISD | ALL | 280 | 3.7 |
| | | KG | - | 1.1 | | | KG | 5 | 0.8 |
| | | 01 | 0 | 0.0 | | | 01 | 12 | 1.8 |
| | | 02 | - | 1.3 | | | 02 | 7 | 1.1 |
| | | 03 | 0 | 0.0 | | | 03 | 5 | 0.8 |
| | | 04 | 0 | 0.0 | | | 04 | - | 0.3 |
| | | 05 | 0 | 0.0 | | | 05 | - | 0.5 |
| | | 06 | - | 1.3 | | | 06 | 16 | 2.6 |
| | | 07 | - | 1.4 | | | 07 | 6 | 1.0 |
| | | 08 | 0 | 0.0 | | | 08 | 7 | 1.2 |
| | | 09 | - | 3.7 | | | 09 | 126 | 19.6 |
| | | 10 | 0 | 0.0 | | | 10 | 51 | 10.1 |
| 11 | 0 | 0.0 | 11 | 26 | 5.3 | | | | |
| 12 | 0 | 0.0 | 12 | 14 | 3.3 | | | | |
| | WHITESBORO ISD | ALL | 27 | 2.0 | | PINE TREE ISD | ALL | 63 | 1.4 |
| | | KG | - | 1.9 | | | KG | - | 1.0 |
| | | 01 | - | 2.9 | | | 01 | 8 | 2.3 |
| | | 02 | - | 3.4 | | | 02 | - | 0.8 |
| | | 03 | 0 | 0.0 | | | 03 | - | 0.3 |
| | | 04 | - | 0.9 | | | 04 | - | 0.3 |
| | | 05 | 0 | 0.0 | | | 05 | - | 1.0 |
| | | 06 | 0 | 0.0 | | | 06 | - | 0.3 |
| | | 07 | 0 | 0.0 | | | 07 | - | 0.3 |
| | | 08 | 0 | 0.0 | | | 08 | - | 0.3 |
| | | 09 | 7 | 7.0 | | | 09 | - | 1.1 |
| | | 10 | 10 | 8.7 | | | 10 | 17 | 4.9 |
| 11 | - | 1.3 | 11 | 8 | 2.6 | | | | |
| 12 | 0 | 0.0 | 12 | 11 | 4.4 | | | | |
| | WHITEWRIGHT ISD | ALL | 13 | 2.1 | | SABINE ISD | ALL | 51 | 4.0 |
| | | KG | - | 2.7 | | | KG | 0 | 0.0 |
| | | 01 | - | 6.5 | | | 01 | 7 | 6.8 |
| | | 02 | - | 6.3 | | | 02 | - | 4.1 |
| | | 03 | - | 2.2 | | | 03 | 6 | 5.9 |
| | | 04 | - | 1.7 | | | 04 | - | 2.2 |
| | | 05 | 0 | 0.0 | | | 05 | - | 1.1 |
| | | 06 | 0 | 0.0 | | | 06 | - | 1.0 |
| | | 07 | 0 | 0.0 | | | 07 | 5 | 4.6 |
| | | 08 | 0 | 0.0 | | | 08 | 0 | 0.0 |
| | | 09 | - | 6.1 | | | 09 | 17 | 16.7 |
| | | 10 | - | 4.2 | | | 10 | 6 | 5.8 |
| 11 | 0 | 0.0 | 11 | - | 2.4 | | | | |
| 12 | 0 | 0.0 | 12 | 0 | 0.0 | | | | |
| GREGG | GLADEWATER ISD | ALL | 65 | 3.3 | | SPRING HILL ISD | ALL | 31 | 2.0 |
| | | KG | - | 1.2 | | | KG | - | 2.3 |
| | | 01 | - | 1.2 | | | 01 | - | 3.6 |
| | | 02 | - | 1.6 | | | 02 | - | 3.4 |
| | | 03 | - | 1.3 | | | 03 | - | 0.7 |
| | | 04 | - | 2.6 | | | 04 | - | 0.7 |
| | | 05 | - | 2.0 | | | 05 | 0 | 0.0 |
| | | 06 | 7 | 4.5 | | | 06 | - | 0.8 |
| | | 07 | 6 | 4.0 | | | 07 | - | 2.2 |
| | | 08 | 5 | 3.1 | | | 08 | - | 2.2 |
| | | 09 | 21 | 10.9 | | | 09 | 6 | 4.9 |
| | | 10 | 5 | 3.6 | | | 10 | - | 2.5 |
| 11 | 6 | 4.3 | 11 | - | 1.9 | | | | |
| 12 | 0 | 0.0 | 12 | 0 | 0.0 | | | | |

NOTE: A DASH (-) INDICATES DATA ARE NOT REPORTED TO PROTECT STUDENT ANONYMITY.

APPENDIX D
1997-98 RETENTION RATES
DISTRICT RETENTION RATES BY GRADE

| COUNTY | DISTRICT | GRADE | 97-98 TOTAL RETAINED | 97-98 RETENTION RATE | COUNTY | DISTRICT | GRADE | 97-98 TOTAL RETAINED | 97-98 RETENTION RATE |
|-------------------|----------------|-------|----------------------------|----------------------------|-----------------|------------|-------|----------------------------|----------------------------|
| GREGG (cont'd) | WHITE OAK ISD | ALL | 33 | 2.6 | GUADALUPE | MARION ISD | ALL | 21 | 1.8 |
| | | KG | - | 1.3 | | | KG | - | 5.4 |
| | | 01 | 0 | 0.0 | | | 01 | - | 5.1 |
| | | 02 | - | 3.1 | | | 02 | - | 1.1 |
| | | 03 | - | 2.7 | | | 03 | - | 1.0 |
| | | 04 | - | 1.0 | | | 04 | 0 | 0.0 |
| | | 05 | - | 2.1 | | | 05 | 0 | 0.0 |
| | | 06 | 0 | 0.0 | | | 06 | 0 | 0.0 |
| | | 07 | 0 | 0.0 | | | 07 | - | 2.5 |
| | | 08 | 0 | 0.0 | | | 08 | - | 1.0 |
| | | 09 | 10 | 8.5 | | | 09 | - | 1.8 |
| | | 10 | 8 | 8.9 | | | 10 | 0 | 0.0 |
| | | 11 | - | 5.3 | | | 11 | - | 2.4 |
| 12 | - | 1.4 | 12 | - | 7.1 | | | | |
| GRIMES | ANDERSON-SHIRO | ALL | 30 | 5.8 | NAVARRO ISD | ALL | 15 | 1.8 | |
| | | KG | 0 | 0.0 | | KG | - | 3.2 | |
| | | 01 | 5 | 11.1 | | 01 | - | 2.8 | |
| | | 02 | - | 2.6 | | 02 | - | 1.7 | |
| | | 03 | - | 7.0 | | 03 | 0 | 0.0 | |
| | | 04 | - | 5.7 | | 04 | - | 1.5 | |
| | | 05 | 6 | 16.2 | | 05 | - | 1.4 | |
| | | 06 | - | 9.5 | | 06 | - | 1.5 | |
| | | 07 | - | 4.9 | | 07 | - | 2.7 | |
| | | 08 | - | 3.7 | | 08 | - | 2.6 | |
| | | 09 | - | 9.8 | | 09 | - | 2.9 | |
| | | 10 | - | 2.5 | | 10 | 0 | 0.0 | |
| | 11 | 0 | 0.0 | 11 | - | 1.8 | | | |
| | 12 | 0 | 0.0 | 12 | 0 | 0.0 | | | |
| | IOLA ISD | ALL | 7 | 1.7 | SCHERTZ-CIBOLO- | ALL | 136 | 2.7 | |
| | | KG | - | 6.1 | | KG | - | 0.6 | |
| | | 01 | - | 8.3 | | 01 | 5 | 1.4 | |
| | | 02 | 0 | 0.0 | | 02 | 5 | 1.4 | |
| | | 03 | 0 | 0.0 | | 03 | - | 0.8 | |
| | | 04 | - | 3.8 | | 04 | - | 0.8 | |
| | | 05 | - | 3.7 | | 05 | - | 0.3 | |
| | | 06 | 0 | 0.0 | | 06 | 6 | 1.4 | |
| | | 07 | - | 4.3 | | 07 | 17 | 3.8 | |
| | | 08 | 0 | 0.0 | | 08 | 7 | 1.6 | |
| 09 | | 0 | 0.0 | 09 | | 61 | 11.8 | | |
| 10 | | 0 | 0.0 | 10 | | 13 | 3.2 | | |
| 11 | 0 | 0.0 | 11 | 12 | 3.7 | | | | |
| 12 | 0 | 0.0 | 12 | - | 0.3 | | | | |
| NAVASOTA ISD | ALL | 142 | 4.9 | SEGUIN ISD | ALL | 350 | 5.3 | | |
| | KG | 6 | 2.5 | | KG | 12 | 2.4 | | |
| | 01 | 9 | 4.0 | | 01 | 46 | 8.7 | | |
| | 02 | - | 1.6 | | 02 | 33 | 5.9 | | |
| | 03 | 6 | 3.0 | | 03 | 9 | 1.7 | | |
| | 04 | 0 | 0.0 | | 04 | 5 | 1.0 | | |
| | 05 | - | 0.5 | | 05 | 7 | 1.4 | | |
| | 06 | - | 0.4 | | 06 | 8 | 1.5 | | |
| | 07 | - | 0.9 | | 07 | 6 | 1.1 | | |
| | 08 | 5 | 1.9 | | 08 | - | 0.6 | | |
| | 09 | 77 | 27.6 | | 09 | 141 | 20.3 | | |
| | 10 | 22 | 10.9 | | 10 | 52 | 11.2 | | |
| 11 | - | 1.9 | 11 | 21 | 6.4 | | | | |
| 12 | 6 | 3.8 | 12 | 7 | 1.7 | | | | |
| RICHARDS ISD | ALL | 9 | 6.5 | HALE | ABERNATHY ISD | ALL | 30 | 3.7 | |
| | KG | - | 11.1 | | | KG | 12 | 16.9 | |
| | 01 | 5 | 31.3 | | | 01 | - | 6.0 | |
| | 02 | 0 | 0.0 | | | 02 | 6 | 9.2 | |
| | 03 | 0 | 0.0 | | | 03 | - | 2.0 | |
| | 04 | - | 15.4 | | | 04 | 0 | 0.0 | |
| | 05 | 0 | 0.0 | | | 05 | 0 | 0.0 | |
| | 06 | 0 | 0.0 | | | 06 | 0 | 0.0 | |
| | 07 | 0 | 0.0 | | | 07 | - | 1.1 | |
| | 08 | 0 | 0.0 | | | 08 | - | 1.4 | |
| | 09 | - | 4.8 | | | 09 | 0 | 0.0 | |
| 10 | 0 | 0.0 | 10 | - | 2.9 | | | | |
| 11 | 0 | 0.0 | 11 | - | 3.0 | | | | |
| | | | 12 | - | 4.3 | | | | |

NOTE: A DASH (-) INDICATES DATA ARE NOT REPORTED TO PROTECT STUDENT ANONYMITY.

APPENDIX D
1997-98 RETENTION RATES
DISTRICT RETENTION RATES BY GRADE

| COUNTY | DISTRICT | GRADE | 97-98 TOTAL RETAINED | 97-98 RETENTION RATE | COUNTY | DISTRICT | GRADE | 97-98 TOTAL RETAINED | 97-98 RETENTION RATE |
|------------------|-----------------|-------|----------------------------|----------------------------|------------------|-----------------|-------|----------------------------|----------------------------|
| HALE (cont'd) | COTTON CENTER I | ALL | - | 0.7 | HALL (cont'd) | MEMPHIS ISD | ALL | 5 | 1.1 |
| | | KG | - | 8.3 | | | KG | - | 2.4 |
| | | 01 | 0 | 0.0 | | | 01 | - | 5.4 |
| | | 02 | 0 | 0.0 | | | 02 | 0 | 0.0 |
| | | 03 | 0 | 0.0 | | | 03 | 0 | 0.0 |
| | | 04 | 0 | 0.0 | | | 04 | 0 | 0.0 |
| | | 05 | 0 | 0.0 | | | 05 | 0 | 0.0 |
| | | 06 | 0 | 0.0 | | | 06 | 0 | 0.0 |
| | | 07 | 0 | 0.0 | | | 07 | 0 | 0.0 |
| | | 08 | 0 | 0.0 | | | 08 | 0 | 0.0 |
| | | 09 | 0 | 0.0 | | | 09 | - | 2.0 |
| | | 10 | 0 | 0.0 | | | 10 | 0 | 0.0 |
| 11 | 0 | 0.0 | 11 | - | 3.6 | | | | |
| 12 | 0 | 0.0 | 12 | 0 | 0.0 | | | | |
| | HALE CENTER ISD | ALL | 23 | 3.4 | | TURKEY-QUITAQUE | ALL | 7 | 2.6 |
| | | KG | - | 3.5 | | | KG | - | 4.5 |
| | | 01 | 5 | 9.1 | | | 01 | - | 13.6 |
| | | 02 | 0 | 0.0 | | | 02 | 0 | 0.0 |
| | | 03 | - | 1.8 | | | 03 | 0 | 0.0 |
| | | 04 | - | 4.4 | | | 04 | 0 | 0.0 |
| | | 05 | 0 | 0.0 | | | 05 | 0 | 0.0 |
| | | 06 | 0 | 0.0 | | | 06 | 0 | 0.0 |
| | | 07 | 0 | 0.0 | | | 07 | 0 | 0.0 |
| | | 08 | 0 | 0.0 | | | 08 | 0 | 0.0 |
| | | 09 | 10 | 15.6 | | | 09 | - | 12.0 |
| | | 10 | - | 4.1 | | | 10 | 0 | 0.0 |
| 11 | - | 2.3 | 11 | 0 | 0.0 | | | | |
| 12 | 0 | 0.0 | 12 | 0 | 0.0 | | | | |
| | PETERSBURG ISD | ALL | 14 | 3.6 | | HAMILTON ISD | ALL | 31 | 3.6 |
| | | KG | 0 | 0.0 | | | KG | - | 2.3 |
| | | 01 | - | 14.3 | | | 01 | - | 6.2 |
| | | 02 | 5 | 16.7 | | | 02 | - | 4.2 |
| | | 03 | - | 3.0 | | | 03 | 5 | 7.0 |
| | | 04 | 0 | 0.0 | | | 04 | - | 1.5 |
| | | 05 | 0 | 0.0 | | | 05 | 0 | 0.0 |
| | | 06 | 0 | 0.0 | | | 06 | - | 5.0 |
| | | 07 | - | 3.4 | | | 07 | - | 3.0 |
| | | 08 | 0 | 0.0 | | | 08 | - | 1.3 |
| | | 09 | - | 2.6 | | | 09 | 6 | 9.8 |
| | | 10 | - | 8.3 | | | 10 | - | 3.0 |
| 11 | 0 | 0.0 | 11 | - | 4.9 | | | | |
| 12 | 0 | 0.0 | 12 | 0 | 0.0 | | | | |
| | PLAINVIEW ISD | ALL | 238 | 4.2 | | HICO ISD | ALL | 9 | 1.6 |
| | | KG | 31 | 6.3 | | | KG | - | 4.2 |
| | | 01 | 26 | 5.3 | | | 01 | - | 4.9 |
| | | 02 | 8 | 1.7 | | | 02 | 0 | 0.0 |
| | | 03 | - | 0.4 | | | 03 | 0 | 0.0 |
| | | 04 | 14 | 3.0 | | | 04 | 0 | 0.0 |
| | | 05 | 0 | 0.0 | | | 05 | 0 | 0.0 |
| | | 06 | - | 0.4 | | | 06 | - | 2.9 |
| | | 07 | 12 | 2.7 | | | 07 | - | 3.8 |
| | | 08 | 6 | 1.3 | | | 08 | 0 | 0.0 |
| | | 09 | 87 | 18.8 | | | 09 | - | 2.0 |
| | | 10 | 30 | 7.4 | | | 10 | - | 2.0 |
| 11 | 15 | 4.4 | 11 | 0 | 0.0 | | | | |
| 12 | 5 | 1.8 | 12 | 0 | 0.0 | | | | |
| HALL | LAKEVIEW ISD | ALL | - | 2.5 | HANSFORD | GRUVER ISD | ALL | 5 | 1.2 |
| | | KG | - | 20.0 | | | KG | 0 | 0.0 |
| | | 01 | 0 | 0.0 | | | 01 | - | 6.3 |
| | | 02 | 0 | 0.0 | | | 02 | 0 | 0.0 |
| | | 03 | - | - | | | 03 | 0 | 0.0 |
| | | 04 | 0 | 0.0 | | | 04 | 0 | 0.0 |
| | | 05 | 0 | 0.0 | | | 05 | 0 | 0.0 |
| | | 06 | 0 | 0.0 | | | 06 | 0 | 0.0 |
| | | 07 | - | - | | | 07 | - | 2.8 |
| | | 08 | 0 | 0.0 | | | 08 | 0 | 0.0 |
| | | 09 | - | 16.7 | | | 09 | - | 4.3 |
| | | 10 | 0 | 0.0 | | | 10 | 0 | 0.0 |
| 11 | - | - | 11 | 0 | 0.0 | | | | |
| 12 | 0 | 0.0 | 12 | 0 | 0.0 | | | | |

NOTE: A DASH (-) INDICATES DATA ARE NOT REPORTED TO PROTECT STUDENT ANONYMITY.

APPENDIX D
1997-98 RETENTION RATES
DISTRICT RETENTION RATES BY GRADE

| COUNTY | DISTRICT | GRADE | 97-98 TOTAL RETAINED | 97-98 RETENTION RATE | COUNTY | DISTRICT | GRADE | 97-98 TOTAL RETAINED | 97-98 RETENTION RATE |
|--------------------|-----------------|-------|----------------------------|----------------------------|--------------------|-----------------|-------|----------------------------|----------------------------|
| HARRIS (cont'd) | ALIEF ISD | ALL | 1,737 | 5.2 | HARRIS (cont'd) | GALENA PARK ISD | ALL | 744 | 4.9 |
| | | KG | 5 | 0.2 | | | KG | - | 0.4 |
| | | 01 | 121 | 4.0 | | | 01 | 85 | 6.7 |
| | | 02 | 70 | 2.2 | | | 02 | 45 | 3.5 |
| | | 03 | 53 | 1.8 | | | 03 | 19 | 1.6 |
| | | 04 | 25 | 0.9 | | | 04 | 11 | 0.9 |
| | | 05 | 17 | 0.6 | | | 05 | 6 | 0.5 |
| | | 06 | 27 | 1.0 | | | 06 | 19 | 1.6 |
| | | 07 | 31 | 1.2 | | | 07 | 18 | 1.4 |
| | | 08 | 38 | 1.5 | | | 08 | 17 | 1.4 |
| | | 09 | 791 | 25.9 | | | 09 | 351 | 24.4 |
| | | 10 | 292 | 13.3 | | | 10 | 98 | 9.1 |
| 11 | 170 | 11.8 | 11 | 50 | 5.4 | | | | |
| 12 | 97 | 6.0 | 12 | 21 | 2.7 | | | | |
| | CHANNELVIEW ISD | ALL | 189 | 3.5 | | GEORGE I. SANCH | ALL | 41 | 21.1 |
| | | KG | 0 | 0.0 | | | 09 | 18 | 24.3 |
| | | 01 | 8 | 1.7 | | | 10 | 0 | 0.0 |
| | | 02 | 11 | 2.2 | | | 11 | 5 | 20.0 |
| | | 03 | - | 0.5 | | | 12 | 18 | 64.3 |
| | | 04 | - | 0.7 | | | | | |
| | | 05 | - | 0.2 | | | | | |
| | | 06 | 10 | 2.2 | | | | | |
| | | 07 | 8 | 1.9 | | | | | |
| | | 08 | 6 | 1.5 | | | | | |
| | | 09 | 106 | 23.4 | | | | | |
| | | 10 | 11 | 3.2 | | | | | |
| | 11 | 16 | 4.9 | | | | | | |
| | 12 | 7 | 2.7 | | | | | | |
| | CROSBY ISD | ALL | 114 | 3.3 | | GIRLS & BOYS PR | ALL | 14 | 6.3 |
| | | KG | - | 1.6 | | | 06 | 0 | 0.0 |
| | | 01 | 8 | 2.8 | | | 07 | - | 2.3 |
| | | 02 | - | 1.0 | | | 08 | 0 | 0.0 |
| | | 03 | - | 0.8 | | | 09 | - | 8.0 |
| | | 04 | - | 0.3 | | | 10 | - | 13.3 |
| | | 05 | 0 | 0.0 | | | 11 | - | 3.8 |
| | | 06 | - | 1.1 | | | 12 | - | 80.0 |
| | | 07 | 8 | 2.6 | | | | | |
| | | 08 | 9 | 3.3 | | | | | |
| | | 09 | 51 | 15.0 | | | | | |
| | | 10 | 12 | 5.1 | | | | | |
| | 11 | 8 | 3.6 | | | | | | |
| | 12 | 5 | 2.8 | | | | | | |
| | CYPRESS-FAIRBAN | ALL | 1,414 | 2.8 | | GOOSE CREEK ISD | ALL | 820 | 5.1 |
| | | KG | 90 | 2.2 | | | KG | 38 | 2.8 |
| | | 01 | 140 | 3.5 | | | 01 | 83 | 5.9 |
| | | 02 | 100 | 2.4 | | | 02 | 63 | 4.5 |
| | | 03 | 57 | 1.4 | | | 03 | 27 | 2.1 |
| | | 04 | 43 | 1.1 | | | 04 | 9 | 0.7 |
| | | 05 | 17 | 0.4 | | | 05 | 7 | 0.6 |
| | | 06 | 33 | 0.8 | | | 06 | 26 | 2.1 |
| | | 07 | 42 | 1.0 | | | 07 | 41 | 3.1 |
| | | 08 | 46 | 1.2 | | | 08 | 16 | 1.3 |
| | | 09 | 476 | 11.4 | | | 09 | 337 | 23.7 |
| | | 10 | 172 | 4.9 | | | 10 | 95 | 8.7 |
| | 11 | 126 | 4.1 | | 11 | 61 | 6.7 | | |
| | 12 | 72 | 2.6 | | 12 | 17 | 1.7 | | |
| | DEER PARK ISD | ALL | 336 | 3.3 | | HOUSTON ISD | ALL | 15,302 | 8.4 |
| | | KG | 5 | 0.7 | | | KG | 151 | 0.9 |
| | | 01 | 10 | 1.3 | | | 01 | 2,049 | 10.7 |
| | | 02 | 13 | 1.6 | | | 02 | 1,316 | 7.5 |
| | | 03 | - | 0.5 | | | 03 | 892 | 5.5 |
| | | 04 | - | 0.2 | | | 04 | 562 | 3.7 |
| | | 05 | 0 | 0.0 | | | 05 | 338 | 2.3 |
| | | 06 | 5 | 0.6 | | | 06 | 593 | 4.3 |
| | | 07 | 8 | 0.9 | | | 07 | 709 | 5.3 |
| | | 08 | - | 0.5 | | | 08 | 492 | 4.0 |
| | | 09 | 88 | 9.8 | | | 09 | 4,866 | 31.3 |
| | | 10 | 91 | 10.9 | | | 10 | 1,250 | 12.9 |
| | 11 | 83 | 11.6 | | 11 | 702 | 9.6 | | |
| | 12 | 23 | 3.3 | | 12 | 1,382 | 15.7 | | |

NOTE: A DASH (-) INDICATES DATA ARE NOT REPORTED TO PROTECT STUDENT ANONYMITY.

APPENDIX D
1997-98 RETENTION RATES
DISTRICT RETENTION RATES BY GRADE

| COUNTY | DISTRICT | GRADE | 97-98 TOTAL RETAINED | 97-98 RETENTION RATE | COUNTY | DISTRICT | GRADE | 97-98 TOTAL RETAINED | 97-98 RETENTION RATE |
|--------------------|--------------|-------|----------------------------|----------------------------|--------------------|-----------------|-------|----------------------------|----------------------------|
| HARRIS (cont'd) | HUFFMAN ISD | ALL | 102 | 4.7 | HARRIS (cont'd) | MEDICAL CENTER | ALL | 75 | 72.8 |
| | | KG | 0 | 0.0 | | | KG | 21 | 91.3 |
| | | 01 | 14 | 8.2 | | | 01 | 25 | 75.8 |
| | | 02 | 8 | 5.0 | | | 02 | 13 | 65.0 |
| | | 03 | 6 | 3.5 | | | 03 | 11 | 78.6 |
| | | 04 | 6 | 3.1 | | | 04 | - | 50.0 |
| | | 05 | 7 | 4.0 | | | 05 | - | 28.6 |
| | | 06 | 7 | 3.9 | | | | | |
| | | 07 | - | 2.3 | | | | | |
| | | 08 | 10 | 5.1 | | | | | |
| | | 09 | 23 | 11.4 | | | | | |
| | | 10 | 9 | 6.7 | | | | | |
| | | 11 | 5 | 3.4 | | | | | |
| 12 | - | 2.4 | | | | | | | |
| | HUMBLE ISD | ALL | 304 | 1.5 | | NORTH FOREST IS | ALL | 634 | 7.0 |
| | | KG | 14 | 1.0 | | | KG | - | 0.5 |
| | | 01 | 26 | 1.7 | | | 01 | 83 | 10.0 |
| | | 02 | 11 | 0.7 | | | 02 | 61 | 7.3 |
| | | 03 | 10 | 0.6 | | | 03 | 21 | 2.6 |
| | | 04 | - | 0.1 | | | 04 | 15 | 2.1 |
| | | 05 | - | 0.1 | | | 05 | 20 | 2.6 |
| | | 06 | 15 | 0.9 | | | 06 | - | 0.6 |
| | | 07 | 21 | 1.2 | | | 07 | 12 | 1.8 |
| | | 08 | 17 | 1.0 | | | 08 | 7 | 1.0 |
| | | 09 | 16 | 0.9 | | | 09 | 280 | 34.7 |
| | | 10 | 12 | 0.7 | | | 10 | 59 | 11.3 |
| | | 11 | 113 | 7.4 | | | 11 | 43 | 8.9 |
| | 12 | 45 | 3.4 | | 12 | 25 | 4.9 | | |
| | KATY ISD | ALL | 648 | 2.4 | | PASADENA ISD | ALL | 1,796 | 5.0 |
| | | KG | 14 | 0.8 | | | KG | 46 | 1.5 |
| | | 01 | 89 | 4.4 | | | 01 | 421 | 12.2 |
| | | 02 | 22 | 1.0 | | | 02 | 179 | 5.6 |
| | | 03 | 16 | 0.7 | | | 03 | 101 | 3.4 |
| | | 04 | 8 | 0.4 | | | 04 | 68 | 2.4 |
| | | 05 | - | 0.1 | | | 05 | 27 | 1.0 |
| | | 06 | 38 | 1.7 | | | 06 | 96 | 3.4 |
| | | 07 | 33 | 1.4 | | | 07 | 105 | 3.6 |
| | | 08 | 22 | 1.1 | | | 08 | 91 | 3.3 |
| | | 09 | 269 | 11.7 | | | 09 | 371 | 13.4 |
| | | 10 | 63 | 3.5 | | | 10 | 87 | 3.7 |
| | | 11 | 53 | 3.0 | | | 11 | 165 | 8.8 |
| | 12 | 19 | 1.3 | | 12 | 39 | 2.1 | | |
| | KLEIN ISD | ALL | 900 | 3.2 | | RAUL YZAGUIRRE | ALL | 9 | 7.1 |
| | | KG | 25 | 1.5 | | | 06 | - | 6.9 |
| | | 01 | 72 | 3.5 | | | 07 | - | 5.4 |
| | | 02 | 34 | 1.6 | | | 08 | - | 9.4 |
| | | 03 | 12 | 0.6 | | | | | |
| | | 04 | 11 | 0.5 | | | | | |
| | | 05 | - | 0.1 | | | | | |
| | | 06 | 44 | 1.8 | | | | | |
| | | 07 | 52 | 2.1 | | | | | |
| | | 08 | 40 | 1.7 | | | | | |
| | | 09 | 337 | 13.4 | | | | | |
| | | 10 | 154 | 6.9 | | | | | |
| | | 11 | 81 | 4.1 | | | | | |
| | 12 | 35 | 2.0 | | | | | | |
| | LA PORTE ISD | ALL | 177 | 2.8 | | SER-NINOS CHART | ALL | - | 2.0 |
| | | KG | 6 | 1.2 | | | KG | - | 1.6 |
| | | 01 | 6 | 1.2 | | | 01 | 0 | 0.0 |
| | | 02 | 8 | 1.7 | | | 02 | 0 | 0.0 |
| | | 03 | - | 0.8 | | | 03 | 0 | 0.0 |
| | | 04 | 0 | 0.0 | | | 04 | 0 | 0.0 |
| | | 05 | 6 | 1.2 | | | 05 | - | 22.2 |
| | | 06 | - | 0.4 | | | | | |
| | | 07 | 11 | 2.1 | | | | | |
| | | 08 | 13 | 2.5 | | | | | |
| | | 09 | 78 | 14.6 | | | | | |
| | | 10 | 14 | 3.1 | | | | | |
| | | 11 | 16 | 4.2 | | | | | |
| | 12 | 13 | 3.3 | | | | | | |

NOTE: A DASH (-) INDICATES DATA ARE NOT REPORTED TO PROTECT STUDENT ANONYMITY.

APPENDIX D
1997-98 RETENTION RATES
DISTRICT RETENTION RATES BY GRADE

| COUNTY | DISTRICT | GRADE | 97-98 TOTAL RETAINED | 97-98 RETENTION RATE | COUNTY | DISTRICT | GRADE | 97-98 TOTAL RETAINED | 97-98 RETENTION RATE |
|--------------------|-----------------|-------|----------------------------|----------------------------|--------------------|-----------------|-------|----------------------------|----------------------------|
| HARRIS (cont'd) | SHELDON ISD | ALL | 110 | 3.2 | HARRIS (cont'd) | WEST HOUSTON CH | ALL | 16 | 16.3 |
| | | KG | 5 | 1.8 | | | 07 | - | 10.0 |
| | | 01 | 16 | 5.4 | | | 08 | 0 | 0.0 |
| | | 02 | 14 | 5.1 | | | 09 | 6 | 21.4 |
| | | 03 | - | 0.7 | | | 10 | 7 | 53.8 |
| | | 04 | 9 | 3.2 | | | 11 | - | 16.7 |
| | | 05 | 0 | 0.0 | | | | | |
| | | 06 | 0 | 0.0 | | | | | |
| | | 07 | - | 1.0 | | | | | |
| | | 08 | 5 | 1.9 | | | | | |
| | | 09 | 29 | 9.6 | | | | | |
| | | 10 | 19 | 8.8 | | | | | |
| | | 11 | 5 | 2.7 | | | | | |
| 12 | - | 1.7 | | | | | | | |
| | SPRING BRANCH I | ALL | 1,002 | 3.7 | HARRISON | ELYSIAN FIELDS | ALL | 15 | 1.6 |
| | | KG | 37 | 1.6 | | | KG | - | 2.1 |
| | | 01 | 102 | 4.4 | | | 01 | - | 2.2 |
| | | 02 | 71 | 3.1 | | | 02 | - | 3.1 |
| | | 03 | 24 | 1.1 | | | 03 | - | 1.3 |
| | | 04 | 15 | 0.7 | | | 04 | 0 | 0.0 |
| | | 05 | 24 | 1.1 | | | 05 | - | 1.2 |
| | | 06 | 31 | 1.4 | | | 06 | - | 1.1 |
| | | 07 | 31 | 1.5 | | | 07 | 5 | 5.1 |
| | | 08 | 44 | 2.1 | | | 08 | - | 1.4 |
| | | 09 | 387 | 16.4 | | | 09 | 0 | 0.0 |
| | | 10 | 123 | 6.9 | | | 10 | 0 | 0.0 |
| | | 11 | 74 | 4.9 | | | 11 | - | 1.7 |
| | 12 | 39 | 2.6 | 12 | - | 1.7 | | | |
| | SPRING ISD | ALL | 706 | 3.7 | HALLSVILLE ISD | ALL | 56 | 1.6 | |
| | | KG | 6 | 0.4 | | | KG | 10 | 3.7 |
| | | 01 | 87 | 5.5 | | | 01 | 12 | 4.2 |
| | | 02 | 13 | 0.8 | | | 02 | 9 | 3.3 |
| | | 03 | 12 | 0.8 | | | 03 | - | 1.0 |
| | | 04 | - | 0.3 | | | 04 | - | 0.8 |
| | | 05 | 5 | 0.3 | | | 05 | 0 | 0.0 |
| | | 06 | 22 | 1.4 | | | 06 | - | 0.3 |
| | | 07 | 20 | 1.3 | | | 07 | 0 | 0.0 |
| | | 08 | 29 | 1.9 | | | 08 | - | 0.7 |
| | | 09 | 268 | 16.5 | | | 09 | - | 1.5 |
| | | 10 | 139 | 10.4 | | | 10 | - | 0.3 |
| | | 11 | 84 | 7.1 | | | 11 | 9 | 3.9 |
| | 12 | 17 | 1.7 | 12 | - | 1.4 | | | |
| | TOMBALL ISD | ALL | 194 | 3.3 | HARLETON ISD | ALL | 17 | 3.2 | |
| | | KG | 20 | 5.3 | | | KG | - | 4.4 |
| | | 01 | 27 | 6.6 | | | 01 | - | 10.5 |
| | | 02 | 11 | 2.4 | | | 02 | 0 | 0.0 |
| | | 03 | - | 0.5 | | | 03 | 0 | 0.0 |
| | | 04 | - | 0.9 | | | 04 | 0 | 0.0 |
| | | 05 | - | 0.8 | | | 05 | 0 | 0.0 |
| | | 06 | - | 0.6 | | | 06 | 0 | 0.0 |
| | | 07 | 10 | 1.8 | | | 07 | - | 6.5 |
| | | 08 | 11 | 2.3 | | | 08 | - | 2.9 |
| | | 09 | 58 | 11.6 | | | 09 | 7 | 12.7 |
| | | 10 | 26 | 5.4 | | | 10 | 0 | 0.0 |
| | | 11 | 6 | 1.5 | | | 11 | - | 2.5 |
| | 12 | 12 | 3.3 | 12 | 0 | 0.0 | | | |
| | UNIV OF HOUSTON | ALL | - | 5.7 | KARNACK ISD | ALL | 20 | 5.2 | |
| | | KG | 0 | 0.0 | | | KG | - | 3.8 |
| | | 01 | - | 14.3 | | | 01 | - | 9.4 |
| | | 02 | 0 | 0.0 | | | 02 | - | 7.4 |
| | | | | 03 | | | 0 | 0.0 | |
| | | | | 04 | | | 0 | 0.0 | |
| | | | | 05 | | | 0 | 0.0 | |
| | | | | 06 | | | 0 | 0.0 | |
| | | | | 07 | | | 9 | 24.3 | |
| | | | | 08 | | | 0 | 0.0 | |
| | | | | 09 | | | - | 8.1 | |
| | | | | 10 | | | - | 7.7 | |
| | | | | 11 | | | 0 | 0.0 | |
| | | | | 12 | 0 | 0.0 | | | |

NOTE: A DASH (-) INDICATES DATA ARE NOT REPORTED TO PROTECT STUDENT ANONYMITY.

APPENDIX D
1997-98 RETENTION RATES
DISTRICT RETENTION RATES BY GRADE

| COUNTY | DISTRICT | GRADE | 97-98 TOTAL RETAINED | 97-98 RETENTION RATE | COUNTY | DISTRICT | GRADE | 97-98 TOTAL RETAINED | 97-98 RETENTION RATE | |
|----------------------|--------------|-------|----------------------------|----------------------------|---------------------|-----------------|-------|----------------------------|----------------------------|------|
| HARRISON (cont'd) | MARSHALL ISD | ALL | 391 | 6.7 | HASKELL (cont'd) | PAINT CREEK ISD | ALL | 0 | 0.0 | |
| | | KG | - | 1.0 | | | KG | 0 | 0.0 | |
| | | 01 | 20 | 4.6 | | | 01 | - | - | |
| | | 02 | 12 | 2.7 | | | 02 | 0 | 0.0 | |
| | | 03 | 11 | 2.5 | | | 03 | - | - | |
| | | 04 | - | 0.2 | | | 04 | 0 | 0.0 | |
| | | 05 | - | 0.9 | | | 05 | 0 | 0.0 | |
| | | 06 | - | 0.2 | | | 06 | 0 | 0.0 | |
| | | 07 | - | 0.6 | | | 07 | 0 | 0.0 | |
| | | 08 | - | 0.8 | | | 08 | 0 | 0.0 | |
| | | 09 | 17 | 3.5 | | | 09 | 0 | 0.0 | |
| | | 10 | 10 | 2.0 | | | 10 | 0 | 0.0 | |
| | | 11 | - | 0.8 | | | 11 | 0 | 0.0 | |
| 12 | 300 | 94.3 | 12 | 0 | 0.0 | | | | | |
| | WASKOM ISD | ALL | 24 | 3.3 | | ROCHESTER ISD | ALL | - | 2.5 | |
| | | KG | 0 | 0.0 | | | KG | - | 22.2 | |
| | | 01 | - | 2.2 | | | 01 | 0 | 0.0 | |
| | | 02 | - | 4.7 | | | 02 | 0 | 0.0 | |
| | | 03 | - | 3.8 | | | 03 | 0 | 0.0 | |
| | | 04 | 0 | 0.0 | | | 04 | 0 | 0.0 | |
| | | 05 | 0 | 0.0 | | | 05 | 0 | 0.0 | |
| | | 06 | - | 1.6 | | | 06 | - | 7.7 | |
| | | 07 | - | 3.8 | | | 07 | 0 | 0.0 | |
| | | 08 | - | 1.6 | | | 08 | - | 7.1 | |
| | | 09 | 10 | 13.3 | | | 09 | 0 | 0.0 | |
| | | 10 | 0 | 0.0 | | | 10 | 0 | 0.0 | |
| | | 11 | - | 3.9 | | | 11 | 0 | 0.0 | |
| | 12 | - | 2.3 | | 12 | 0 | 0.0 | | | |
| HARTLEY | CHANNING ISD | ALL | - | 0.8 | RULE ISD | ALL | 5 | 2.5 | | |
| | | KG | - | 16.7 | | KG | - | 33.3 | | |
| | | 01 | 0 | 0.0 | | 01 | - | 6.7 | | |
| | | 02 | 0 | 0.0 | | 02 | 0 | 0.0 | | |
| | | 03 | 0 | 0.0 | | 03 | 0 | 0.0 | | |
| | | 04 | 0 | 0.0 | | 04 | 0 | 0.0 | | |
| | | 05 | 0 | 0.0 | | 05 | 0 | 0.0 | | |
| | | 06 | 0 | 0.0 | | 06 | 0 | 0.0 | | |
| | | 07 | 0 | 0.0 | | 07 | - | 6.7 | | |
| | | 08 | 0 | 0.0 | | 08 | 0 | 0.0 | | |
| | | 09 | 0 | 0.0 | | 09 | 0 | 0.0 | | |
| | | 10 | 0 | 0.0 | | 10 | 0 | 0.0 | | |
| | | 11 | 0 | 0.0 | | 11 | 0 | 0.0 | | |
| 12 | 0 | 0.0 | 12 | 0 | 0.0 | | | | | |
| | HARTLEY ISD | ALL | 0 | 0.0 | HAYS | DRIPPING SPRING | ALL | 65 | 2.4 | |
| | | KG | 0 | 0.0 | | | | KG | 5 | 2.9 |
| | | 01 | 0 | 0.0 | | | | 01 | - | 1.0 |
| | | 02 | 0 | 0.0 | | | | 02 | - | 1.0 |
| | | 03 | 0 | 0.0 | | | | 03 | 0 | 0.0 |
| | | 04 | 0 | 0.0 | | | | 04 | 0 | 0.0 |
| | | 05 | 0 | 0.0 | | | | 05 | - | 0.5 |
| | | 06 | 0 | 0.0 | | | | 06 | - | 1.2 |
| | | 07 | 0 | 0.0 | | | | 07 | - | 0.7 |
| | | 08 | 0 | 0.0 | | | | 08 | 0 | 0.0 |
| | | 09 | 0 | 0.0 | | | | 09 | 35 | 15.8 |
| | | 10 | 0 | 0.0 | | | | 10 | 10 | 5.2 |
| | | 11 | 0 | 0.0 | | | | 11 | - | 2.4 |
| | 12 | 0 | 0.0 | | 12 | - | 0.6 | | | |
| HASKELL | HASKELL CISD | ALL | - | 0.2 | HAYS CONS ISD | ALL | 194 | 3.4 | | |
| | | KG | 0 | 0.0 | | KG | 12 | 3.1 | | |
| | | 01 | - | 2.4 | | 01 | 7 | 1.7 | | |
| | | 02 | 0 | 0.0 | | 02 | - | 0.3 | | |
| | | 03 | 0 | 0.0 | | 03 | - | 0.9 | | |
| | | 04 | 0 | 0.0 | | 04 | - | 0.2 | | |
| | | 05 | 0 | 0.0 | | 05 | - | 0.5 | | |
| | | 06 | 0 | 0.0 | | 06 | - | 0.2 | | |
| | | 07 | 0 | 0.0 | | 07 | 6 | 1.2 | | |
| | | 08 | 0 | 0.0 | | 08 | 7 | 1.5 | | |
| | | 09 | 0 | 0.0 | | 09 | 79 | 14.9 | | |
| | | 10 | 0 | 0.0 | | 10 | 45 | 10.1 | | |
| | | 11 | 0 | 0.0 | | 11 | 18 | 5.3 | | |
| 12 | 0 | 0.0 | 12 | 11 | 3.1 | | | | | |

NOTE: A DASH (-) INDICATES DATA ARE NOT REPORTED TO PROTECT STUDENT ANONYMITY.

APPENDIX D
1997-98 RETENTION RATES
DISTRICT RETENTION RATES BY GRADE

| COUNTY | DISTRICT | GRADE | 97-98 TOTAL RETAINED | 97-98 RETENTION RATE | COUNTY | DISTRICT | GRADE | 97-98 TOTAL RETAINED | 97-98 RETENTION RATE | |
|------------------|-----------------|-------|----------------------------|----------------------------|-----------------------|-----------------|-------|----------------------------|----------------------------|------|
| HAYS (cont'd) | SAN MARCOS CONS | ALL | 139 | 2.3 | HENDERSON (cont'd) | CROSS ROADS ISD | ALL | - | 0.7 | |
| | | KG | 19 | 4.0 | | | KG | - | 2.3 | |
| | | 01 | 25 | 4.7 | | | 01 | - | 3.0 | |
| | | 02 | 19 | 3.6 | | | 02 | 0 | 0.0 | |
| | | 03 | - | 0.4 | | | 03 | 0 | 0.0 | |
| | | 04 | - | 0.6 | | | 04 | 0 | 0.0 | |
| | | 05 | - | 0.6 | | | 05 | 0 | 0.0 | |
| | | 06 | 8 | 1.6 | | | 06 | 0 | 0.0 | |
| | | 07 | - | 0.6 | | | 07 | 0 | 0.0 | |
| | | 08 | 7 | 1.5 | | | 08 | 0 | 0.0 | |
| | | 09 | 12 | 2.6 | | | 09 | - | 3.2 | |
| | | 10 | 11 | 2.4 | | | 10 | 0 | 0.0 | |
| 11 | 11 | 3.5 | 11 | 0 | 0.0 | | | | | |
| 12 | 16 | 4.2 | 12 | 0 | 0.0 | | | | | |
| | WIMBERLEY ISD | ALL | 15 | 1.0 | | EUSTACE ISD | ALL | 34 | 3.0 | |
| | | KG | - | 3.5 | | | KG | 5 | 4.5 | |
| | | 01 | - | 2.6 | | | 01 | 13 | 12.5 | |
| | | 02 | - | 2.8 | | | 02 | - | 2.0 | |
| | | 03 | 0 | 0.0 | | | 03 | - | 0.9 | |
| | | 04 | - | 0.9 | | | 04 | 0 | 0.0 | |
| | | 05 | 0 | 0.0 | | | 05 | 0 | 0.0 | |
| | | 06 | 0 | 0.0 | | | 06 | - | 2.2 | |
| | | 07 | 0 | 0.0 | | | 07 | - | 0.9 | |
| | | 08 | 0 | 0.0 | | | 08 | 0 | 0.0 | |
| | | 09 | - | 1.4 | | | 09 | 6 | 5.4 | |
| | | 10 | - | 0.8 | | | 10 | - | 4.7 | |
| | 11 | - | 1.0 | | 11 | 0 | 0.0 | | | |
| | 12 | - | 1.9 | | | | | | | |
| HEMPHILL | CANADIAN ISD | ALL | 86 | 10.7 | | LA POYNOR ISD | ALL | - | 0.9 | |
| | | KG | - | 9.3 | | | | KG | 0 | 0.0 |
| | | 01 | 0 | 0.0 | | | | 01 | - | 3.6 |
| | | 02 | - | 1.8 | | | | 02 | 0 | 0.0 |
| | | 03 | 0 | 0.0 | | | | 03 | - | 2.4 |
| | | 04 | 0 | 0.0 | | | | 04 | 0 | 0.0 |
| | | 05 | 0 | 0.0 | | | | 05 | 0 | 0.0 |
| | | 06 | 0 | 0.0 | | | | 06 | 0 | 0.0 |
| | | 07 | - | 2.9 | | | | 07 | - | 2.8 |
| | | 08 | 6 | 9.0 | | | | 08 | 0 | 0.0 |
| | | 09 | 51 | 43.6 | | | | 09 | 0 | 0.0 |
| | | 10 | 16 | 22.2 | | | | 10 | 0 | 0.0 |
| 11 | - | 5.9 | | 11 | 0 | 0.0 | | | | |
| 12 | - | 4.0 | | 12 | - | 2.7 | | | | |
| HENDERSON | ATHENS ISD | ALL | 111 | 3.7 | | MALAKOFF ISD | ALL | 34 | 3.3 | |
| | | KG | - | 0.9 | | | | KG | - | 1.2 |
| | | 01 | - | 1.3 | | | | 01 | - | 6.2 |
| | | 02 | 8 | 3.6 | | | | 02 | 0 | 0.0 |
| | | 03 | 6 | 2.4 | | | | 03 | - | 1.1 |
| | | 04 | 7 | 2.9 | | | | 04 | - | 1.2 |
| | | 05 | - | 0.5 | | | | 05 | - | 3.6 |
| | | 06 | 5 | 2.0 | | | | 06 | - | 1.2 |
| | | 07 | 12 | 4.5 | | | | 07 | - | 1.1 |
| | | 08 | 7 | 2.7 | | | | 08 | 0 | 0.0 |
| | | 09 | 48 | 18.0 | | | | 09 | 14 | 15.7 |
| | | 10 | 8 | 3.8 | | | | 10 | 6 | 7.1 |
| 11 | - | 1.0 | | 11 | - | 1.6 | | | | |
| 12 | - | 1.2 | | 12 | - | 1.8 | | | | |
| | BROWNSBORO ISD | ALL | 51 | 2.4 | | MURCHISON ISD | ALL | - | 1.9 | |
| | | KG | - | 0.6 | | | KG | 0 | 0.0 | |
| | | 01 | 6 | 3.5 | | | 01 | 0 | 0.0 | |
| | | 02 | 6 | 3.6 | | | 02 | 0 | 0.0 | |
| | | 03 | - | 1.2 | | | 03 | - | 7.1 | |
| | | 04 | - | 1.1 | | | 04 | 0 | 0.0 | |
| | | 05 | 0 | 0.0 | | | 05 | 0 | 0.0 | |
| | | 06 | 0 | 0.0 | | | 06 | 0 | 0.0 | |
| | | 07 | - | 0.6 | | | 07 | 0 | 0.0 | |
| | | 08 | - | 1.1 | | | 08 | - | 10.0 | |
| | | 09 | 19 | 10.2 | | | | | | |
| | | 10 | 6 | 4.0 | | | | | | |
| | 11 | 5 | 3.8 | | | | | | | |
| | 12 | - | 0.7 | | | | | | | |

NOTE: A DASH (-) INDICATES DATA ARE NOT REPORTED TO PROTECT STUDENT ANONYMITY.

APPENDIX D
1997-98 RETENTION RATES
DISTRICT RETENTION RATES BY GRADE

| COUNTY | DISTRICT | GRADE | 97-98 TOTAL RETAINED | 97-98 RETENTION RATE | COUNTY | DISTRICT | GRADE | 97-98 TOTAL RETAINED | 97-98 RETENTION RATE |
|-----------------------|-----------------|-------|----------------------------|----------------------------|---------------------|-----------------|-------|----------------------------|----------------------------|
| HENDERSON (cont'd) | TRINIDAD ISD | ALL | 8 | 2.6 | HIDALGO (cont'd) | INFORMATION REF | ALL | 48 | 33.8 |
| | | KG | 0 | 0.0 | | | 09 | 23 | 39.0 |
| | | 01 | - | 6.5 | | | 10 | 7 | 20.0 |
| | | 02 | 0 | 0.0 | | | 11 | 10 | 32.3 |
| | | 03 | 0 | 0.0 | | | 12 | 8 | 47.1 |
| | | 04 | 0 | 0.0 | | | | | |
| | | 05 | 0 | 0.0 | | | | | |
| | | 06 | 0 | 0.0 | | | | | |
| | | 07 | 0 | 0.0 | | | | | |
| | | 08 | - | 5.3 | | | | | |
| | | 09 | 5 | 17.2 | | | | | |
| | | 10 | 0 | 0.0 | | | | | |
| | | 11 | 0 | 0.0 | | | | | |
| 12 | 0 | 0.0 | | | | | | | |
| HIDALGO | DONNA ISD | ALL | 577 | 7.0 | LA JOYA ISD | ALL | 544 | 4.0 | |
| | | KG | 6 | 0.8 | | KG | 21 | 1.7 | |
| | | 01 | 52 | 6.4 | | 01 | 57 | 4.3 | |
| | | 02 | 40 | 5.3 | | 02 | 46 | 3.8 | |
| | | 03 | 15 | 2.2 | | 03 | 32 | 2.8 | |
| | | 04 | 10 | 1.4 | | 04 | 9 | 0.8 | |
| | | 05 | 12 | 1.9 | | 05 | - | 0.4 | |
| | | 06 | 42 | 6.4 | | 06 | 28 | 2.8 | |
| | | 07 | 38 | 6.3 | | 07 | 27 | 2.7 | |
| | | 08 | 34 | 5.6 | | 08 | 11 | 1.1 | |
| | | 09 | 235 | 29.8 | | 09 | 148 | 15.1 | |
| | | 10 | 38 | 9.0 | | 10 | 95 | 10.7 | |
| | 11 | 21 | 6.8 | 11 | 23 | 3.0 | | | |
| | 12 | 34 | 7.1 | 12 | 43 | 6.3 | | | |
| | EDCOUCH-ELSA IS | ALL | 127 | 3.1 | LA VILLA ISD | ALL | 8 | 1.2 | |
| | | KG | - | 0.3 | | KG | 0 | 0.0 | |
| | | 01 | - | 0.9 | | 01 | 0 | 0.0 | |
| | | 02 | - | 0.3 | | 02 | - | 3.2 | |
| | | 03 | - | 0.9 | | 03 | 0 | 0.0 | |
| | | 04 | 5 | 1.6 | | 04 | 0 | 0.0 | |
| | | 05 | 0 | 0.0 | | 05 | 0 | 0.0 | |
| | | 06 | 0 | 0.0 | | 06 | 5 | 8.5 | |
| | | 07 | 8 | 2.5 | | 07 | 0 | 0.0 | |
| | | 08 | 0 | 0.0 | | 08 | 0 | 0.0 | |
| 09 | | 82 | 20.3 | 09 | | - | 2.0 | | |
| 10 | | 12 | 3.8 | 10 | | 0 | 0.0 | | |
| 11 | 5 | 2.0 | 11 | 0 | 0.0 | | | | |
| 12 | 7 | 3.0 | 12 | 0 | 0.0 | | | | |
| EDINBURG CISD | ALL | 861 | 4.8 | MCALLEN ISD | ALL | 1,229 | 6.4 | | |
| | KG | 5 | 0.3 | | KG | 22 | 1.5 | | |
| | 01 | 38 | 2.4 | | 01 | 61 | 4.0 | | |
| | 02 | 49 | 3.2 | | 02 | 59 | 4.1 | | |
| | 03 | 12 | 0.8 | | 03 | 78 | 5.3 | | |
| | 04 | - | 0.2 | | 04 | 49 | 3.3 | | |
| | 05 | 11 | 0.7 | | 05 | 19 | 1.4 | | |
| | 06 | 8 | 0.6 | | 06 | 34 | 2.2 | | |
| | 07 | 25 | 1.9 | | 07 | 52 | 3.4 | | |
| | 08 | 8 | 0.6 | | 08 | 29 | 1.9 | | |
| | 09 | 542 | 31.8 | | 09 | 538 | 28.0 | | |
| | 10 | 87 | 8.1 | | 10 | 173 | 13.2 | | |
| 11 | 41 | 4.3 | 11 | 80 | 6.0 | | | | |
| 12 | 32 | 3.3 | 12 | 35 | 3.0 | | | | |
| HIDALGO ISD | ALL | 92 | 4.0 | MERCEDES ISD | ALL | 231 | 5.1 | | |
| | KG | 0 | 0.0 | | KG | - | 0.3 | | |
| | 01 | 6 | 3.0 | | 01 | 48 | 11.3 | | |
| | 02 | - | 1.2 | | 02 | 17 | 4.8 | | |
| | 03 | - | 0.6 | | 03 | 5 | 1.3 | | |
| | 04 | - | 2.1 | | 04 | 0 | 0.0 | | |
| | 05 | 0 | 0.0 | | 05 | 8 | 2.4 | | |
| | 06 | 0 | 0.0 | | 06 | 0 | 0.0 | | |
| | 07 | 0 | 0.0 | | 07 | 6 | 1.6 | | |
| | 08 | - | 0.6 | | 08 | - | 1.2 | | |
| | 09 | 52 | 23.1 | | 09 | 82 | 18.4 | | |
| | 10 | 14 | 8.1 | | 10 | 30 | 10.7 | | |
| 11 | 12 | 8.2 | 11 | 11 | 4.8 | | | | |
| 12 | 0 | 0.0 | 12 | 19 | 7.4 | | | | |

NOTE: A DASH (-) INDICATES DATA ARE NOT REPORTED TO PROTECT STUDENT ANONYMITY.

APPENDIX D
1997-98 RETENTION RATES
DISTRICT RETENTION RATES BY GRADE

| COUNTY | DISTRICT | GRADE | 97-98 TOTAL RETAINED | 97-98 RETENTION RATE | COUNTY | DISTRICT | GRADE | 97-98 TOTAL RETAINED | 97-98 RETENTION RATE | |
|---------------------|-----------------|-------|----------------------------|----------------------------|---------------------|-----------------|-------|----------------------------|----------------------------|------|
| HIDALGO (cont'd) | MISSION CONS IS | ALL | 409 | 4.0 | HIDALGO (cont'd) | VALLEY VIEW ISD | ALL | 107 | 6.3 | |
| | | KG | 24 | 2.7 | | | KG | - | 2.6 | |
| | | 01 | 65 | 6.8 | | | 01 | 5 | 3.4 | |
| | | 02 | 30 | 3.4 | | | 02 | - | 2.8 | |
| | | 03 | 10 | 1.2 | | | 03 | - | 0.6 | |
| | | 04 | 31 | 3.7 | | | 04 | 6 | 4.7 | |
| | | 05 | - | 0.4 | | | 05 | - | 0.7 | |
| | | 06 | - | 0.3 | | | 06 | - | 2.3 | |
| | | 07 | 9 | 1.2 | | | 07 | - | 1.5 | |
| | | 08 | 8 | 1.0 | | | 08 | 0 | 0.0 | |
| | | 09 | 155 | 17.1 | | | 09 | 61 | 33.7 | |
| | | 10 | 26 | 4.1 | | | 10 | 11 | 10.7 | |
| 11 | 27 | 4.9 | 11 | 6 | 6.6 | | | | | |
| 12 | 19 | 3.0 | 12 | - | 4.3 | | | | | |
| | MONTE ALTO ISD | ALL | 5 | 1.3 | | WESLACO ISD | ALL | 965 | 8.3 | |
| | | KG | 0 | 0.0 | | | KG | 28 | 2.7 | |
| | | 01 | - | 2.0 | | | 01 | 120 | 11.2 | |
| | | 02 | - | 4.8 | | | 02 | 102 | 9.8 | |
| | | 03 | 0 | 0.0 | | | 03 | 79 | 7.8 | |
| | | 04 | - | 2.4 | | | 04 | 26 | 2.7 | |
| | | 05 | - | 1.9 | | | 05 | - | 0.4 | |
| | | 06 | 0 | 0.0 | | | 06 | 6 | 0.6 | |
| | | 07 | 0 | 0.0 | | | 07 | 36 | 4.1 | |
| | 08 | 0 | 0.0 | | 08 | 29 | 3.4 | | | |
| | | | | | 09 | 314 | 28.3 | | | |
| | | | | | 10 | 120 | 17.8 | | | |
| | | | | | 11 | 68 | 12.5 | | | |
| | | | | | 12 | 33 | 5.5 | | | |
| | PHARR-SAN JUAN- | ALL | 954 | 5.2 | HILL | ABBOTT ISD | ALL | - | 1.6 | |
| | | KG | 20 | 1.2 | | | | KG | 0 | 0.0 |
| | | 01 | 63 | 3.8 | | | | 01 | - | 10.0 |
| | | 02 | 33 | 2.1 | | | | 02 | 0 | 0.0 |
| | | 03 | 18 | 1.2 | | | | 03 | 0 | 0.0 |
| | | 04 | 11 | 0.8 | | | | 04 | - | 4.3 |
| | | 05 | 5 | 0.4 | | | | 05 | 0 | 0.0 |
| | | 06 | 10 | 0.7 | | | | 06 | 0 | 0.0 |
| | | 07 | 27 | 2.0 | | | | 07 | 0 | 0.0 |
| | | 08 | 45 | 3.2 | | | | 08 | 0 | 0.0 |
| | | 09 | 485 | 28.6 | | | | 09 | 0 | 0.0 |
| | | 10 | 103 | 9.1 | | | | 10 | - | 5.0 |
| | 11 | 96 | 9.4 | | 11 | 0 | 0.0 | | | |
| | 12 | 38 | 4.1 | | 12 | 0 | 0.0 | | | |
| | PROGRESO ISD | ALL | 91 | 5.4 | | AQUILLA ISD | ALL | 5 | 3.0 | |
| | | KG | 0 | 0.0 | | | KG | - | 6.3 | |
| | | 01 | 7 | 4.6 | | | 01 | 0 | 0.0 | |
| | | 02 | - | 1.4 | | | 02 | 0 | 0.0 | |
| | | 03 | - | 3.3 | | | 03 | 0 | 0.0 | |
| | | 04 | - | 1.4 | | | 04 | 0 | 0.0 | |
| | | 05 | 0 | 0.0 | | | 05 | 0 | 0.0 | |
| | | 06 | - | 1.5 | | | 06 | 0 | 0.0 | |
| | | 07 | - | 2.2 | | | 07 | - | 18.8 | |
| | | 08 | - | 2.8 | | | 08 | 0 | 0.0 | |
| | | 09 | 42 | 26.4 | | | 09 | - | 6.3 | |
| | | 10 | 14 | 12.5 | | | 10 | 0 | 0.0 | |
| | 11 | - | 5.1 | | 11 | 0 | 0.0 | | | |
| | 12 | 7 | 7.7 | | 12 | 0 | 0.0 | | | |
| | SHARYLAND ISD | ALL | 115 | 2.8 | | BLUM ISD | ALL | - | 0.8 | |
| | | KG | 10 | 2.8 | | | KG | - | 5.9 | |
| | | 01 | 12 | 3.9 | | | 01 | 0 | 0.0 | |
| | | 02 | 9 | 2.6 | | | 02 | 0 | 0.0 | |
| | | 03 | - | 0.9 | | | 03 | 0 | 0.0 | |
| | | 04 | - | 0.9 | | | 04 | 0 | 0.0 | |
| | | 05 | - | 0.6 | | | 05 | 0 | 0.0 | |
| | | 06 | - | 0.6 | | | 06 | 0 | 0.0 | |
| | | 07 | 7 | 2.2 | | | 07 | 0 | 0.0 | |
| | | 08 | 5 | 1.6 | | | 08 | 0 | 0.0 | |
| | | 09 | 33 | 8.9 | | | 09 | - | 4.8 | |
| | | 10 | 19 | 6.4 | | | 10 | 0 | 0.0 | |
| | 11 | 10 | 3.8 | | 11 | 0 | 0.0 | | | |
| | 12 | 0 | 0.0 | | 12 | 0 | 0.0 | | | |

NOTE: A DASH (-) INDICATES DATA ARE NOT REPORTED TO PROTECT STUDENT ANONYMITY.

APPENDIX D
1997-98 RETENTION RATES
DISTRICT RETENTION RATES BY GRADE

| COUNTY | DISTRICT | GRADE | 97-98 TOTAL RETAINED | 97-98 RETENTION RATE | COUNTY | DISTRICT | GRADE | 97-98 TOTAL RETAINED | 97-98 RETENTION RATE | |
|------------------|---------------|-------|----------------------------|----------------------------|------------------|----------------|-------|----------------------------|----------------------------|------|
| HILL (cont'd) | BYNUM ISD | ALL | - | 0.5 | HILL (cont'd) | MALONE ISD | ALL | - | 5.8 | |
| | | KG | 0 | 0.0 | | | KG | - | 25.0 | |
| | | 01 | 0 | 0.0 | | | 01 | - | - | |
| | | 02 | 0 | 0.0 | | | 02 | 0 | 0.0 | |
| | | 03 | 0 | 0.0 | | | 03 | 0 | 0.0 | |
| | | 04 | 0 | 0.0 | | | 04 | - | - | |
| | | 05 | 0 | 0.0 | | | 05 | - | 12.5 | |
| | | 06 | 0 | 0.0 | | | 06 | 0 | 0.0 | |
| | | 07 | 0 | 0.0 | | | 07 | 0 | 0.0 | |
| | | 08 | 0 | 0.0 | | | 08 | 0 | 0.0 | |
| | | 09 | 0 | 0.0 | | | | | | |
| | | 10 | 0 | 0.0 | | | | | | |
| | | 11 | - | 4.3 | | | | | | |
| 12 | 0 | 0.0 | | | | | | | | |
| | COVINGTON ISD | ALL | - | 1.3 | | MOUNT CALM ISD | ALL | - | 1.3 | |
| | | KG | 0 | 0.0 | | | KG | 0 | 0.0 | |
| | | 01 | 0 | 0.0 | | | 01 | 0 | 0.0 | |
| | | 02 | - | 3.6 | | | 02 | 0 | 0.0 | |
| | | 03 | - | 4.3 | | | 03 | 0 | 0.0 | |
| | | 04 | 0 | 0.0 | | | 04 | 0 | 0.0 | |
| | | 05 | 0 | 0.0 | | | 05 | 0 | 0.0 | |
| | | 06 | 0 | 0.0 | | | 06 | 0 | 0.0 | |
| | | 07 | 0 | 0.0 | | | 07 | 0 | 0.0 | |
| | | 08 | 0 | 0.0 | | | 08 | - | 16.7 | |
| | | 09 | - | 5.0 | | | | | | |
| | | 10 | 0 | 0.0 | | | | | | |
| | | 11 | 0 | 0.0 | | | | | | |
| | 12 | - | 5.3 | | | | | | | |
| | HILLSBORO ISD | ALL | 44 | 2.8 | | PENELOPE ISD | ALL | 7 | 5.6 | |
| | | KG | - | 1.6 | | | KG | 0 | 0.0 | |
| | | 01 | - | 0.8 | | | 01 | 0 | 0.0 | |
| | | 02 | - | 0.9 | | | 02 | - | - | |
| | | 03 | - | 1.6 | | | 03 | 0 | 0.0 | |
| | | 04 | - | 0.9 | | | 04 | 0 | 0.0 | |
| | | 05 | - | 0.7 | | | 05 | 0 | 0.0 | |
| | | 06 | 0 | 0.0 | | | 06 | - | 12.5 | |
| | | 07 | - | 1.5 | | | 07 | - | 8.3 | |
| | | 08 | 0 | 0.0 | | | 08 | 0 | 0.0 | |
| | | 09 | 16 | 11.9 | | | 09 | 5 | 29.4 | |
| | | 10 | 12 | 12.5 | | | 10 | 0 | 0.0 | |
| | | 11 | 5 | 6.5 | | | 11 | 0 | 0.0 | |
| | 12 | - | 1.1 | | 12 | 0 | 0.0 | | | |
| | HUBBARD ISD | ALL | 18 | 4.6 | | WHITNEY ISD | ALL | 28 | 2.1 | |
| | | KG | - | 3.8 | | | KG | - | 4.2 | |
| | | 01 | 0 | 0.0 | | | 01 | 6 | 5.9 | |
| | | 02 | - | 6.9 | | | 02 | - | 1.9 | |
| | | 03 | - | 4.2 | | | 03 | 0 | 0.0 | |
| | | 04 | - | 14.3 | | | 04 | - | 2.8 | |
| | | 05 | 0 | 0.0 | | | 05 | 0 | 0.0 | |
| | | 06 | 0 | 0.0 | | | 06 | - | 0.9 | |
| | | 07 | 0 | 0.0 | | | 07 | - | 0.8 | |
| | | 08 | 0 | 0.0 | | | 08 | - | 2.3 | |
| | | 09 | - | 5.1 | | | 09 | - | 3.6 | |
| | | 10 | 5 | 17.9 | | | 10 | - | 2.2 | |
| | | 11 | - | 14.3 | | | 11 | - | 1.2 | |
| | 12 | 0 | 0.0 | | 12 | - | 1.4 | | | |
| | ITASCA ISD | ALL | 11 | 2.3 | HOCKLEY | ANTON ISD | ALL | 17 | 4.9 | |
| | | KG | 0 | 0.0 | | | | KG | 0 | 0.0 |
| | | 01 | - | 4.9 | | | | 01 | - | 12.1 |
| | | 02 | - | 2.6 | | | | 02 | - | 4.0 |
| | | 03 | 0 | 0.0 | | | | 03 | - | 3.0 |
| | | 04 | - | 3.0 | | | | 04 | - | 9.1 |
| | | 05 | 0 | 0.0 | | | | 05 | - | 9.7 |
| | | 06 | - | 2.3 | | | | 06 | 0 | 0.0 |
| | | 07 | 0 | 0.0 | | | | 07 | - | 11.8 |
| | | 08 | 0 | 0.0 | | | | 08 | 0 | 0.0 |
| | | 09 | 5 | 10.2 | | | | 09 | 0 | 0.0 |
| | | 10 | - | 3.2 | | | | 10 | 0 | 0.0 |
| | | 11 | 0 | 0.0 | | | | 11 | - | 4.3 |
| | 12 | 0 | 0.0 | | 12 | 0 | 0.0 | | | |

NOTE: A DASH (-) INDICATES DATA ARE NOT REPORTED TO PROTECT STUDENT ANONYMITY.

APPENDIX D
1997-98 RETENTION RATES
DISTRICT RETENTION RATES BY GRADE

| COUNTY | DISTRICT | GRADE | 97-98 TOTAL RETAINED | 97-98 RETENTION RATE | COUNTY | DISTRICT | GRADE | 97-98 TOTAL RETAINED | 97-98 RETENTION RATE |
|---------------------|----------------|-------|----------------------------|----------------------------|---------|-----------------|-------|----------------------------|----------------------------|
| HOCKLEY (cont'd) | LEVELLAND ISD | ALL | 111 | 3.6 | HOOD | GRANBURY ISD | ALL | 247 | 4.4 |
| | | KG | 11 | 4.8 | | | KG | 9 | 2.2 |
| | | 01 | - | 1.4 | | | 01 | 20 | 4.9 |
| | | 02 | - | 1.3 | | | 02 | - | 0.7 |
| | | 03 | 0 | 0.0 | | | 03 | 11 | 2.4 |
| | | 04 | 0 | 0.0 | | | 04 | 5 | 1.1 |
| | | 05 | - | 0.4 | | | 05 | 7 | 1.5 |
| | | 06 | - | 1.5 | | | 06 | 10 | 2.0 |
| | | 07 | - | 1.6 | | | 07 | 18 | 3.8 |
| | | 08 | 9 | 3.4 | | | 08 | 8 | 1.7 |
| | | 09 | 31 | 12.4 | | | 09 | 100 | 21.9 |
| | | 10 | 26 | 10.8 | | | 10 | 25 | 6.1 |
| | | 11 | 6 | 2.9 | | | 11 | 20 | 5.6 |
| 12 | 13 | 6.8 | 12 | 11 | 3.1 | | | | |
| | ROPES ISD | ALL | 15 | 4.3 | | LIPAN ISD | ALL | 5 | 1.7 |
| | | KG | 0 | 0.0 | | | KG | 0 | 0.0 |
| | | 01 | 0 | 0.0 | | | 01 | - | 4.2 |
| | | 02 | 0 | 0.0 | | | 02 | 0 | 0.0 |
| | | 03 | 0 | 0.0 | | | 03 | - | 4.3 |
| | | 04 | 0 | 0.0 | | | 04 | 0 | 0.0 |
| | | 05 | 0 | 0.0 | | | 05 | 0 | 0.0 |
| | | 06 | 0 | 0.0 | | | 06 | 0 | 0.0 |
| | | 07 | 0 | 0.0 | | | 07 | 0 | 0.0 |
| | | 08 | 0 | 0.0 | | | 08 | - | 4.8 |
| | | 09 | 10 | 27.0 | | | 09 | - | 10.0 |
| | | 10 | - | 6.3 | | | 10 | 0 | 0.0 |
| | | 11 | - | 3.2 | | | 11 | 0 | 0.0 |
| | | 12 | - | 6.3 | | | 12 | 0 | 0.0 |
| | SMYER ISD | ALL | - | 0.8 | | TOLAR ISD | ALL | 12 | 2.6 |
| | | KG | 0 | 0.0 | | | KG | 0 | 0.0 |
| | | 01 | - | 3.0 | | | 01 | - | 5.7 |
| | | 02 | - | 3.0 | | | 02 | 0 | 0.0 |
| | | 03 | 0 | 0.0 | | | 03 | 0 | 0.0 |
| | | 04 | 0 | 0.0 | | | 04 | - | 2.9 |
| | | 05 | 0 | 0.0 | | | 05 | 0 | 0.0 |
| | | 06 | - | 4.0 | | | 06 | - | 5.9 |
| | | 07 | 0 | 0.0 | | | 07 | - | 7.9 |
| | | 08 | 0 | 0.0 | | | 08 | 0 | 0.0 |
| | | 09 | 0 | 0.0 | | | 09 | - | 5.4 |
| | | 10 | 0 | 0.0 | | | 10 | - | 4.8 |
| | | 11 | 0 | 0.0 | | | 11 | 0 | 0.0 |
| | | 12 | 0 | 0.0 | | | 12 | 0 | 0.0 |
| | SUNDOWN ISD | ALL | 9 | 1.7 | HOPKINS | COMO-PICKTON CI | ALL | 8 | 1.3 |
| | | KG | 8 | 18.6 | | | KG | - | 2.6 |
| | | 01 | - | 3.0 | | | 01 | - | 3.8 |
| | | 02 | 0 | 0.0 | | | 02 | 0 | 0.0 |
| | | 03 | 0 | 0.0 | | | 03 | - | 1.9 |
| | | 04 | 0 | 0.0 | | | 04 | 0 | 0.0 |
| | | 05 | 0 | 0.0 | | | 05 | 0 | 0.0 |
| | | 06 | 0 | 0.0 | | | 06 | 0 | 0.0 |
| | | 07 | 0 | 0.0 | | | 07 | 0 | 0.0 |
| | | 08 | 0 | 0.0 | | | 08 | 0 | 0.0 |
| | | 09 | 0 | 0.0 | | | 09 | - | 5.0 |
| | | 10 | 0 | 0.0 | | | 10 | 0 | 0.0 |
| | | 11 | 0 | 0.0 | | | 11 | 0 | 0.0 |
| | | 12 | 0 | 0.0 | 12 | - | 4.8 | | |
| | WHITHARRAL ISD | ALL | 5 | 2.4 | | CUMBY ISD | ALL | - | 0.4 |
| | | KG | - | 11.8 | | | KG | 0 | 0.0 |
| | | 01 | - | 15.8 | | | 01 | - | 4.3 |
| | | 02 | 0 | 0.0 | | | 02 | 0 | 0.0 |
| | | 03 | 0 | 0.0 | | | 03 | 0 | 0.0 |
| | | 04 | 0 | 0.0 | | | 04 | 0 | 0.0 |
| | | 05 | 0 | 0.0 | | | 05 | 0 | 0.0 |
| | | 06 | 0 | 0.0 | | | 06 | 0 | 0.0 |
| | | 07 | 0 | 0.0 | | | 07 | 0 | 0.0 |
| | | 08 | 0 | 0.0 | | | 08 | 0 | 0.0 |
| | | 09 | 0 | 0.0 | | | 09 | 0 | 0.0 |
| | | 10 | 0 | 0.0 | | | 10 | 0 | 0.0 |
| | | 11 | 0 | 0.0 | | | 11 | 0 | 0.0 |
| | | 12 | 0 | 0.0 | | | 12 | 0 | 0.0 |

NOTE: A DASH (-) INDICATES DATA ARE NOT REPORTED TO PROTECT STUDENT ANONYMITY.

APPENDIX D
1997-98 RETENTION RATES
DISTRICT RETENTION RATES BY GRADE

| COUNTY | DISTRICT | GRADE | 97-98 TOTAL RETAINED | 97-98 RETENTION RATE | COUNTY | DISTRICT | GRADE | 97-98 TOTAL RETAINED | 97-98 RETENTION RATE |
|---------------------|-----------------|-------|----------------------------|----------------------------|---------|---------------|-------|----------------------------|----------------------------|
| HOPKINS (cont'd) | MILLER GROVE IS | ALL | - | 0.5 | HOUSTON | CROCKETT ISD | ALL | 73 | 3.9 |
| | | KG | 0 | 0.0 | | | KG | - | 2.6 |
| | | 01 | - | 7.1 | | | 01 | 0 | 0.0 |
| | | 02 | 0 | 0.0 | | | 02 | - | 1.5 |
| | | 03 | 0 | 0.0 | | | 03 | 6 | 4.2 |
| | | 04 | 0 | 0.0 | | | 04 | - | 0.7 |
| | | 05 | 0 | 0.0 | | | 05 | - | 2.1 |
| | | 06 | 0 | 0.0 | | | 06 | 5 | 3.5 |
| | | 07 | 0 | 0.0 | | | 07 | - | 0.6 |
| | | 08 | 0 | 0.0 | | | 08 | 6 | 3.4 |
| | | 09 | 0 | 0.0 | | | 09 | 38 | 20.5 |
| | | 10 | 0 | 0.0 | | | 10 | - | 3.1 |
| | | 11 | 0 | 0.0 | | | 11 | - | 4.2 |
| 12 | 0 | 0.0 | 12 | 0 | 0.0 | | | | |
| | NORTH HOPKINS I | ALL | - | 1.2 | | GRAPELAND ISD | ALL | 30 | 4.4 |
| | | KG | - | 3.8 | | | KG | - | 2.1 |
| | | 01 | - | 6.3 | | | 01 | 14 | 23.3 |
| | | 02 | 0 | 0.0 | | | 02 | 8 | 17.0 |
| | | 03 | 0 | 0.0 | | | 03 | - | 2.1 |
| | | 04 | 0 | 0.0 | | | 04 | 0 | 0.0 |
| | | 05 | 0 | 0.0 | | | 05 | 0 | 0.0 |
| | | 06 | 0 | 0.0 | | | 06 | - | 3.1 |
| | | 07 | 0 | 0.0 | | | 07 | 0 | 0.0 |
| | | 08 | 0 | 0.0 | | | 08 | 0 | 0.0 |
| | | 09 | - | 3.1 | | | 09 | - | 6.6 |
| | | 10 | - | 3.8 | | | 10 | 0 | 0.0 |
| | | 11 | 0 | 0.0 | | | 11 | - | 1.5 |
| 12 | 0 | 0.0 | 12 | 0 | 0.0 | | | | |
| | SALTILLO ISD | ALL | 5 | 2.2 | | KENNARD ISD | ALL | 7 | 2.0 |
| | | KG | - | 5.3 | | | KG | - | 3.7 |
| | | 01 | - | 6.3 | | | 01 | - | 6.9 |
| | | 02 | 0 | 0.0 | | | 02 | 0 | 0.0 |
| | | 03 | 0 | 0.0 | | | 03 | 0 | 0.0 |
| | | 04 | 0 | 0.0 | | | 04 | 0 | 0.0 |
| | | 05 | 0 | 0.0 | | | 05 | 0 | 0.0 |
| | | 06 | 0 | 0.0 | | | 06 | 0 | 0.0 |
| | | 07 | 0 | 0.0 | | | 07 | 0 | 0.0 |
| | | 08 | 0 | 0.0 | | | 08 | 0 | 0.0 |
| | | 09 | - | 13.3 | | | 09 | - | 8.8 |
| | | 10 | - | 4.8 | | | 10 | - | 4.0 |
| | | 11 | 0 | 0.0 | | | 11 | 0 | 0.0 |
| 12 | 0 | 0.0 | 12 | 0 | 0.0 | | | | |
| | SULPHUR BLUFF I | ALL | - | 1.3 | | LATEXO ISD | ALL | 11 | 2.8 |
| | | KG | - | 6.7 | | | KG | - | 7.4 |
| | | 01 | - | 11.1 | | | 01 | - | 5.1 |
| | | 02 | 0 | 0.0 | | | 02 | 0 | 0.0 |
| | | 03 | 0 | 0.0 | | | 03 | 0 | 0.0 |
| | | 04 | 0 | 0.0 | | | 04 | - | 5.9 |
| | | 05 | 0 | 0.0 | | | 05 | 0 | 0.0 |
| | | 06 | 0 | 0.0 | | | 06 | 0 | 0.0 |
| | | 07 | 0 | 0.0 | | | 07 | 0 | 0.0 |
| | | 08 | 0 | 0.0 | | | 08 | 0 | 0.0 |
| | | 09 | 0 | 0.0 | | | 09 | - | 10.0 |
| | | 10 | 0 | 0.0 | | | 10 | - | 3.6 |
| | | 11 | 0 | 0.0 | | | 11 | 0 | 0.0 |
| 12 | 0 | 0.0 | 12 | 0 | 0.0 | | | | |
| | SULPHUR SPRINGS | ALL | 110 | 3.2 | | LOVELADY ISD | ALL | 10 | 2.0 |
| | | KG | 7 | 2.7 | | | KG | - | 2.5 |
| | | 01 | 30 | 10.4 | | | 01 | 0 | 0.0 |
| | | 02 | - | 0.4 | | | 02 | - | 6.1 |
| | | 03 | - | 1.1 | | | 03 | - | 5.0 |
| | | 04 | - | 1.0 | | | 04 | 0 | 0.0 |
| | | 05 | - | 1.5 | | | 05 | - | 2.6 |
| | | 06 | - | 0.3 | | | 06 | 0 | 0.0 |
| | | 07 | 0 | 0.0 | | | 07 | - | 2.8 |
| | | 08 | - | 1.1 | | | 08 | 0 | 0.0 |
| | | 09 | 43 | 15.2 | | | 09 | 0 | 0.0 |
| | | 10 | 5 | 2.2 | | | 10 | - | 2.9 |
| | | 11 | 8 | 3.4 | | | 11 | - | 2.6 |
| 12 | - | 1.0 | 12 | - | 2.0 | | | | |

NOTE: A DASH (-) INDICATES DATA ARE NOT REPORTED TO PROTECT STUDENT ANONYMITY.

APPENDIX D
1997-98 RETENTION RATES
DISTRICT RETENTION RATES BY GRADE

| COUNTY | DISTRICT | GRADE | 97-98 TOTAL RETAINED | 97-98 RETENTION RATE | COUNTY | DISTRICT | GRADE | 97-98 TOTAL RETAINED | 97-98 RETENTION RATE |
|----------|----------------|-------|----------------------------|----------------------------|----------------------|-----------------|-------|----------------------------|----------------------------|
| HOWARD | BIG SPRING ISD | ALL | 256 | 6.3 | HUDSPETH (cont'd) | SIERRA BLANCA I | ALL | 8 | 6.6 |
| | | KG | 16 | 5.3 | | | KG | 0 | 0.0 |
| | | 01 | 71 | 18.5 | | | 01 | - | 7.7 |
| | | 02 | 15 | 4.7 | | | 02 | 0 | 0.0 |
| | | 03 | 8 | 2.4 | | | 03 | 0 | 0.0 |
| | | 04 | 6 | 1.7 | | | 04 | 0 | 0.0 |
| | | 05 | 5 | 1.5 | | | 05 | 0 | 0.0 |
| | | 06 | 22 | 6.4 | | | 06 | 5 | 38.5 |
| | | 07 | 10 | 2.9 | | | 07 | - | 25.0 |
| | | 08 | 11 | 3.3 | | | 08 | - | - |
| | | 09 | 60 | 19.9 | | | 09 | 0 | 0.0 |
| | | 10 | 17 | 6.3 | | | 10 | - | - |
| | | 11 | 8 | 3.8 | | | 11 | 0 | 0.0 |
| 12 | 7 | 3.3 | 12 | 0 | 0.0 | | | | |
| | COAHOMA ISD | ALL | 19 | 2.2 | HUNT | BLAND ISD | ALL | 8 | 1.9 |
| | | KG | - | 5.6 | | | KG | 0 | 0.0 |
| | | 01 | 5 | 5.9 | | | 01 | - | 3.7 |
| | | 02 | - | 4.1 | | | 02 | 0 | 0.0 |
| | | 03 | - | 4.7 | | | 03 | 0 | 0.0 |
| | | 04 | 0 | 0.0 | | | 04 | 0 | 0.0 |
| | | 05 | - | 1.3 | | | 05 | 0 | 0.0 |
| | | 06 | 0 | 0.0 | | | 06 | 0 | 0.0 |
| | | 07 | - | 3.8 | | | 07 | 0 | 0.0 |
| | | 08 | 0 | 0.0 | | | 08 | - | 2.8 |
| | | 09 | 0 | 0.0 | | | 09 | - | 12.9 |
| | | 10 | 0 | 0.0 | | | 10 | - | 4.2 |
| 11 | 0 | 0.0 | 11 | 0 | 0.0 | | | | |
| 12 | 0 | 0.0 | 12 | - | 3.6 | | | | |
| | FORSAN ISD | ALL | 7 | 1.0 | | BOLES ISD | ALL | 6 | 1.3 |
| | | KG | 0 | 0.0 | | | KG | - | 3.1 |
| | | 01 | - | 4.3 | | | 01 | 0 | 0.0 |
| | | 02 | 0 | 0.0 | | | 02 | 0 | 0.0 |
| | | 03 | 0 | 0.0 | | | 03 | 0 | 0.0 |
| | | 04 | 0 | 0.0 | | | 04 | 0 | 0.0 |
| | | 05 | 0 | 0.0 | | | 05 | 0 | 0.0 |
| | | 06 | 0 | 0.0 | | | 06 | 0 | 0.0 |
| | | 07 | 0 | 0.0 | | | 07 | 0 | 0.0 |
| | | 08 | 0 | 0.0 | | | 08 | 0 | 0.0 |
| | | 09 | - | 7.5 | | | 09 | - | 10.5 |
| | | 10 | 0 | 0.0 | | | 10 | 0 | 0.0 |
| | | 11 | - | 2.3 | | | 11 | - | 3.7 |
| 12 | 0 | 0.0 | 12 | 0 | 0.0 | | | | |
| HUDSPETH | DELL CITY ISD | ALL | - | 0.5 | | CADDO MILLS ISD | ALL | 21 | 2.5 |
| | | KG | 0 | 0.0 | | | KG | 0 | 0.0 |
| | | 01 | 0 | 0.0 | | | 01 | 0 | 0.0 |
| | | 02 | 0 | 0.0 | | | 02 | 0 | 0.0 |
| | | 03 | 0 | 0.0 | | | 03 | 0 | 0.0 |
| | | 04 | 0 | 0.0 | | | 04 | 0 | 0.0 |
| | | 05 | 0 | 0.0 | | | 05 | 0 | 0.0 |
| | | 06 | 0 | 0.0 | | | 06 | - | 1.3 |
| | | 07 | 0 | 0.0 | | | 07 | - | 1.2 |
| | | 08 | 0 | 0.0 | | | 08 | 0 | 0.0 |
| | | 09 | 0 | 0.0 | | | 09 | 14 | 19.7 |
| | | 10 | 0 | 0.0 | | | 10 | - | 8.3 |
| | | 11 | 0 | 0.0 | | | 11 | - | 2.0 |
| 12 | - | 5.3 | 12 | 0 | 0.0 | | | | |
| | FT HANCOCK ISD | ALL | 13 | 3.0 | | CAMPBELL ISD | ALL | 15 | 4.5 |
| | | KG | 0 | 0.0 | | | KG | 0 | 0.0 |
| | | 01 | - | 7.7 | | | 01 | - | 8.0 |
| | | 02 | - | 7.1 | | | 02 | - | 6.3 |
| | | 03 | - | 3.0 | | | 03 | 0 | 0.0 |
| | | 04 | - | 2.9 | | | 04 | 0 | 0.0 |
| | | 05 | 0 | 0.0 | | | 05 | - | 6.9 |
| | | 06 | 0 | 0.0 | | | 06 | 0 | 0.0 |
| | | 07 | 0 | 0.0 | | | 07 | - | 8.0 |
| | | 08 | 0 | 0.0 | | | 08 | - | 16.0 |
| | | 09 | 6 | 17.1 | | | 09 | - | 8.7 |
| | | 10 | 0 | 0.0 | | | 10 | - | 8.0 |
| | | 11 | 0 | 0.0 | | | 11 | 0 | 0.0 |
| 12 | 0 | 0.0 | 12 | 0 | 0.0 | | | | |

NOTE: A DASH (-) INDICATES DATA ARE NOT REPORTED TO PROTECT STUDENT ANONYMITY.

APPENDIX D
1997-98 RETENTION RATES
DISTRICT RETENTION RATES BY GRADE

| COUNTY | DISTRICT | GRADE | 97-98 TOTAL RETAINED | 97-98 RETENTION RATE | COUNTY | DISTRICT | GRADE | 97-98 TOTAL RETAINED | 97-98 RETENTION RATE |
|------------------|----------------|-------|----------------------------|----------------------------|------------------|-----------------|-------|----------------------------|----------------------------|
| HUNT (cont'd) | CELESTE ISD | ALL | 10 | 2.3 | HUNT (cont'd) | WOLFE CITY ISD | ALL | 10 | 1.7 |
| | | KG | 0 | 0.0 | | | KG | - | 2.3 |
| | | 01 | - | 5.9 | | | 01 | - | 7.5 |
| | | 02 | 0 | 0.0 | | | 02 | 0 | 0.0 |
| | | 03 | - | 10.0 | | | 03 | - | 2.1 |
| | | 04 | 0 | 0.0 | | | 04 | 0 | 0.0 |
| | | 05 | 0 | 0.0 | | | 05 | 0 | 0.0 |
| | | 06 | 0 | 0.0 | | | 06 | 0 | 0.0 |
| | | 07 | - | 2.8 | | | 07 | - | 2.0 |
| | | 08 | 0 | 0.0 | | | 08 | 0 | 0.0 |
| | | 09 | - | 4.2 | | | 09 | - | 7.4 |
| | | 10 | - | 2.8 | | | 10 | 0 | 0.0 |
| | | 11 | 0 | 0.0 | | | 11 | 0 | 0.0 |
| 12 | - | 2.6 | 12 | 0 | 0.0 | | | | |
| | COMMERCE ISD | ALL | 29 | 1.9 | HUTCHINSON | BORGER ISD | ALL | 64 | 2.2 |
| | | KG | - | 0.9 | | | KG | 9 | 4.4 |
| | | 01 | - | 0.9 | | | 01 | 5 | 2.1 |
| | | 02 | 0 | 0.0 | | | 02 | - | 0.9 |
| | | 03 | 0 | 0.0 | | | 03 | - | 0.4 |
| | | 04 | 0 | 0.0 | | | 04 | - | 1.6 |
| | | 05 | 0 | 0.0 | | | 05 | - | 0.4 |
| | | 06 | 0 | 0.0 | | | 06 | 0 | 0.0 |
| | | 07 | 0 | 0.0 | | | 07 | - | 1.2 |
| | | 08 | 0 | 0.0 | | | 08 | - | 0.8 |
| | | 09 | 17 | 12.5 | | | 09 | 25 | 9.1 |
| | | 10 | 10 | 8.1 | | | 10 | - | 1.3 |
| | | 11 | 0 | 0.0 | | | 11 | - | 1.4 |
| 12 | 0 | 0.0 | 12 | 7 | 3.4 | | | | |
| | GREENVILLE ISD | ALL | 257 | 5.4 | | PLEMONS-STINNET | ALL | 14 | 1.9 |
| | | KG | 13 | 3.3 | | | KG | - | 4.2 |
| | | 01 | 38 | 9.4 | | | 01 | 7 | 13.2 |
| | | 02 | 14 | 3.4 | | | 02 | - | 7.4 |
| | | 03 | - | 0.5 | | | 03 | 0 | 0.0 |
| | | 04 | - | 0.3 | | | 04 | 0 | 0.0 |
| | | 05 | - | 0.5 | | | 05 | 0 | 0.0 |
| | | 06 | 5 | 1.4 | | | 06 | 0 | 0.0 |
| | | 07 | 18 | 4.6 | | | 07 | - | 1.8 |
| | | 08 | 14 | 3.8 | | | 08 | 0 | 0.0 |
| | | 09 | 92 | 21.0 | | | 09 | 0 | 0.0 |
| | | 10 | 24 | 7.9 | | | 10 | 0 | 0.0 |
| | | 11 | 16 | 6.4 | | | 11 | 0 | 0.0 |
| 12 | 18 | 6.5 | 12 | 0 | 0.0 | | | | |
| | LONE OAK ISD | ALL | 19 | 2.9 | | SANFORD ISD | ALL | 18 | 1.7 |
| | | KG | 6 | 12.5 | | | KG | - | 1.5 |
| | | 01 | - | 4.3 | | | 01 | 0 | 0.0 |
| | | 02 | 0 | 0.0 | | | 02 | - | 1.7 |
| | | 03 | - | 1.9 | | | 03 | 0 | 0.0 |
| | | 04 | 0 | 0.0 | | | 04 | 0 | 0.0 |
| | | 05 | - | 1.7 | | | 05 | - | 2.4 |
| | | 06 | 0 | 0.0 | | | 06 | 0 | 0.0 |
| | | 07 | - | 1.7 | | | 07 | 0 | 0.0 |
| | | 08 | - | 2.0 | | | 08 | 0 | 0.0 |
| | | 09 | - | 3.9 | | | 09 | 10 | 10.4 |
| | | 10 | 0 | 0.0 | | | 10 | - | 2.2 |
| | | 11 | - | 7.9 | | | 11 | - | 2.2 |
| 12 | - | 3.9 | 12 | 0 | 0.0 | | | | |
| | QUINLAN ISD | ALL | 63 | 2.6 | | SPRING CREEK IS | ALL | 0 | 0.0 |
| | | KG | 0 | 0.0 | | | KG | 0 | 0.0 |
| | | 01 | 9 | 4.5 | | | 01 | 0 | 0.0 |
| | | 02 | 5 | 2.5 | | | 02 | 0 | 0.0 |
| | | 03 | - | 1.0 | | | 03 | 0 | 0.0 |
| | | 04 | - | 1.6 | | | 04 | 0 | 0.0 |
| | | 05 | - | 0.5 | | | 05 | 0 | 0.0 |
| | | 06 | - | 0.9 | | | 06 | 0 | 0.0 |
| | | 07 | 8 | 3.8 | | | | | |
| | | 08 | 0 | 0.0 | | | | | |
| | | 09 | 18 | 8.8 | | | | | |
| | | 10 | 7 | 4.2 | | | | | |
| | | 11 | - | 2.2 | | | | | |
| 12 | 5 | 4.2 | | | | | | | |

NOTE: A DASH (-) INDICATES DATA ARE NOT REPORTED TO PROTECT STUDENT ANONYMITY.

APPENDIX D
1997-98 RETENTION RATES
DISTRICT RETENTION RATES BY GRADE

| COUNTY | DISTRICT | GRADE | 97-98 TOTAL RETAINED | 97-98 RETENTION RATE | COUNTY | DISTRICT | GRADE | 97-98 TOTAL RETAINED | 97-98 RETENTION RATE |
|-----------------|---------------|--------|----------------------------|----------------------------|---------------------|----------------|-------|----------------------------|----------------------------|
| IRION | IRION CO ISD | ALL | 7 | 2.0 | JACKSON (cont'd) | GANADO ISD | ALL | 7 | 1.1 |
| | | KG | 0 | 0.0 | | | KG | - | 4.4 |
| | | 01 | 0 | 0.0 | | | 01 | - | 1.9 |
| | | 02 | - | 11.8 | | | 02 | - | 4.8 |
| | | 03 | 0 | 0.0 | | | 03 | 0 | 0.0 |
| | | 04 | - | 4.0 | | | 04 | 0 | 0.0 |
| | | 05 | - | 3.7 | | | 05 | 0 | 0.0 |
| | | 06 | 0 | 0.0 | | | 06 | 0 | 0.0 |
| | | 07 | 0 | 0.0 | | | 07 | 0 | 0.0 |
| | | 08 | 0 | 0.0 | | | 08 | 0 | 0.0 |
| | | 09 | - | 3.1 | | | 09 | 0 | 0.0 |
| | | 10 | 0 | 0.0 | | | 10 | 0 | 0.0 |
| | | 11 | 0 | 0.0 | | | 11 | 0 | 0.0 |
| 12 | 0 | 0.0 | 12 | - | 3.8 | | | | |
| JACK | BRYSON ISD | ALL | - | 1.2 | INDUSTRIAL ISD | ALL | 16 | 1.7 | |
| | | KG | 0 | 0.0 | | KG | 5 | 8.2 | |
| | | 01 | 0 | 0.0 | | 01 | - | 5.1 | |
| | | 02 | 0 | 0.0 | | 02 | 0 | 0.0 | |
| | | 03 | 0 | 0.0 | | 03 | 0 | 0.0 | |
| | | 04 | 0 | 0.0 | | 04 | 0 | 0.0 | |
| | | 05 | 0 | 0.0 | | 05 | 0 | 0.0 | |
| | | 06 | - | 4.2 | | 06 | 0 | 0.0 | |
| | | 07 | 0 | 0.0 | | 07 | - | 2.3 | |
| | | 08 | 0 | 0.0 | | 08 | - | 1.0 | |
| | | 09 | - | 4.3 | | 09 | 0 | 0.0 | |
| | | 10 | - | 5.6 | | 10 | - | 4.3 | |
| | 11 | 0 | 0.0 | 11 | 0 | 0.0 | | | |
| | 12 | 0 | 0.0 | 12 | - | 1.2 | | | |
| | JACKSBORO ISD | JASPER | ALL | 31 | 3.0 | BROOKELAND ISD | ALL | 11 | 4.0 |
| | | | KG | 5 | 6.7 | | KG | - | 4.3 |
| | | | 01 | - | 6.1 | | 01 | 0 | 0.0 |
| | | | 02 | - | 1.3 | | 02 | - | 5.9 |
| | | | 03 | - | 1.3 | | 03 | - | 4.0 |
| | | | 04 | 0 | 0.0 | | 04 | 0 | 0.0 |
| | | | 05 | - | 1.3 | | 05 | 0 | 0.0 |
| | | | 06 | 0 | 0.0 | | 06 | - | 4.0 |
| | | | 07 | 0 | 0.0 | | 07 | - | 3.1 |
| | | | 08 | 0 | 0.0 | | 08 | - | 4.0 |
| 09 | | | 17 | 18.7 | 09 | | - | 14.3 | |
| 10 | | | - | 1.3 | 10 | | - | 5.0 | |
| 11 | - | 1.4 | 11 | - | 9.1 | | | | |
| 12 | 0 | 0.0 | 12 | 0 | 0.0 | | | | |
| PERRIN-WHITT CO | BUNA ISD | ALL | 19 | 4.7 | ALL | 45 | 3.0 | | |
| | | KG | - | 11.1 | KG | - | 3.1 | | |
| | | 01 | - | 10.3 | 01 | 6 | 5.8 | | |
| | | 02 | - | 3.8 | 02 | - | 1.0 | | |
| | | 03 | 0 | 0.0 | 03 | - | 3.7 | | |
| | | 04 | 0 | 0.0 | 04 | 5 | 4.1 | | |
| | | 05 | 0 | 0.0 | 05 | 0 | 0.0 | | |
| | | 06 | - | 3.0 | 06 | - | 0.8 | | |
| | | 07 | - | 3.2 | 07 | - | 1.6 | | |
| | | 08 | 0 | 0.0 | 08 | - | 0.9 | | |
| | | 09 | 5 | 17.9 | 09 | 12 | 8.3 | | |
| | | 10 | - | 6.1 | 10 | - | 2.5 | | |
| 11 | - | 6.5 | 11 | 5 | 3.9 | | | | |
| 12 | - | 3.6 | 12 | - | 1.8 | | | | |
| JACKSON | EDNA ISD | ALL | 49 | 3.0 | EVADALE ISD | ALL | - | 1.0 | |
| | | KG | - | 1.5 | | KG | 0 | 0.0 | |
| | | 01 | 22 | 14.6 | | 01 | - | 8.3 | |
| | | 02 | - | 0.7 | | 02 | 0 | 0.0 | |
| | | 03 | 0 | 0.0 | | 03 | 0 | 0.0 | |
| | | 04 | 0 | 0.0 | | 04 | 0 | 0.0 | |
| | | 05 | 0 | 0.0 | | 05 | 0 | 0.0 | |
| | | 06 | - | 2.5 | | 06 | 0 | 0.0 | |
| | | 07 | - | 0.8 | | 07 | 0 | 0.0 | |
| | | 08 | - | 2.0 | | 08 | 0 | 0.0 | |
| | | 09 | 7 | 5.1 | | 09 | - | 3.6 | |
| | | 10 | - | 2.8 | | 10 | 0 | 0.0 | |
| 11 | 5 | 5.6 | 11 | 0 | 0.0 | | | | |
| 12 | - | 1.9 | 12 | 0 | 0.0 | | | | |

NOTE: A DASH (-) INDICATES DATA ARE NOT REPORTED TO PROTECT STUDENT ANONYMITY.

APPENDIX D
1997-98 RETENTION RATES
DISTRICT RETENTION RATES BY GRADE

| COUNTY | DISTRICT | GRADE | 97-98 TOTAL RETAINED | 97-98 RETENTION RATE | COUNTY | DISTRICT | GRADE | 97-98 TOTAL RETAINED | 97-98 RETENTION RATE |
|--------------------|----------------|-------|----------------------------|----------------------------|-----------------------|-----------------|-------|----------------------------|----------------------------|
| JASPER (cont'd) | JASPER ISD | ALL | 100 | 3.3 | JEFFERSON (cont'd) | HAMSHIRE-FANNET | ALL | 55 | 2.9 |
| | | KG | 8 | 3.6 | | | KG | - | 1.7 |
| | | 01 | 17 | 6.6 | | | 01 | 10 | 7.9 |
| | | 02 | 0 | 0.0 | | | 02 | 6 | 3.7 |
| | | 03 | - | 0.4 | | | 03 | - | 2.3 |
| | | 04 | - | 0.8 | | | 04 | - | 2.1 |
| | | 05 | - | 1.8 | | | 05 | - | 1.5 |
| | | 06 | 13 | 5.3 | | | 06 | 12 | 6.9 |
| | | 07 | 10 | 3.7 | | | 07 | - | 1.2 |
| | | 08 | - | 0.8 | | | 08 | - | 0.6 |
| | | 09 | 20 | 7.8 | | | 09 | 8 | 5.6 |
| | | 10 | 15 | 6.1 | | | 10 | - | 0.7 |
| | | 11 | 8 | 4.9 | | | 11 | - | 3.1 |
| 12 | 0 | 0.0 | 12 | - | 0.7 | | | | |
| | KIRBYVILLE ISD | ALL | 29 | 1.9 | | NEDERLAND ISD | ALL | 117 | 2.3 |
| | | KG | - | 0.8 | | | KG | - | 0.6 |
| | | 01 | - | 3.7 | | | 01 | 35 | 8.3 |
| | | 02 | 8 | 7.1 | | | 02 | 0 | 0.0 |
| | | 03 | 0 | 0.0 | | | 03 | - | 0.8 |
| | | 04 | 0 | 0.0 | | | 04 | - | 0.6 |
| | | 05 | 0 | 0.0 | | | 05 | 7 | 1.8 |
| | | 06 | 0 | 0.0 | | | 06 | 5 | 1.2 |
| | | 07 | - | 1.5 | | | 07 | 7 | 1.7 |
| | | 08 | 0 | 0.0 | | | 08 | - | 0.7 |
| | | 09 | 6 | 4.5 | | | 09 | 40 | 8.2 |
| | | 10 | - | 3.3 | | | 10 | 7 | 1.7 |
| | | 11 | - | 1.7 | | | 11 | - | 0.6 |
| | 12 | - | 1.9 | | 12 | - | 1.2 | | |
| JEFF DAVIS | FT DAVIS ISD | ALL | 41 | 12.5 | | PORT ARTHUR ISD | ALL | 540 | 5.3 |
| | | KG | - | 11.8 | | | KG | 35 | 4.0 |
| | | 01 | - | 11.1 | | | 01 | 48 | 5.5 |
| | | 02 | - | 4.3 | | | 02 | 34 | 3.8 |
| | | 03 | 0 | 0.0 | | | 03 | 17 | 2.1 |
| | | 04 | 0 | 0.0 | | | 04 | 10 | 1.3 |
| | | 05 | 0 | 0.0 | | | 05 | - | 0.4 |
| | | 06 | 0 | 0.0 | | | 06 | 26 | 3.2 |
| | | 07 | 5 | 20.0 | | | 07 | 34 | 4.1 |
| | | 08 | - | 16.7 | | | 08 | 21 | 2.7 |
| | | 09 | 22 | 33.8 | | | 09 | 147 | 17.5 |
| | | 10 | - | 13.3 | | | 10 | 86 | 12.8 |
| | | 11 | 0 | 0.0 | | | 11 | 75 | 12.9 |
| 12 | - | 4.3 | 12 | - | 0.7 | | | | |
| | VALENTINE ISD | ALL | - | 2.0 | | PORT NECHES-GRO | ALL | 124 | 2.6 |
| | | 01 | - | - | | | KG | - | 0.6 |
| | | 02 | - | - | | | 01 | 11 | 3.3 |
| | | 03 | - | - | | | 02 | - | 0.6 |
| | | 04 | - | - | | | 03 | - | 0.6 |
| | | 05 | - | - | | | 04 | - | 0.8 |
| | | 06 | 0 | 0.0 | | | 05 | 7 | 1.8 |
| | | 07 | 0 | 0.0 | | | 06 | 21 | 5.4 |
| | | 08 | - | - | | | 07 | 15 | 3.7 |
| | | 09 | - | 16.7 | | | 08 | 15 | 3.6 |
| | | 10 | - | - | | | 09 | 31 | 7.8 |
| | | 11 | - | - | | | 10 | 8 | 2.0 |
| | | 12 | 0 | 0.0 | | | 11 | - | 0.8 |
| | | | | | 12 | - | 1.1 | | |
| JEFFERSON | BEAUMONT ISD | ALL | 1,152 | 6.2 | | SABINE PASS ISD | ALL | - | 1.9 |
| | | KG | 50 | 3.4 | | | KG | - | 8.3 |
| | | 01 | 64 | 4.0 | | | 01 | 0 | 0.0 |
| | | 02 | 31 | 2.1 | | | 02 | 0 | 0.0 |
| | | 03 | 29 | 1.9 | | | 03 | - | 8.3 |
| | | 04 | 8 | 0.5 | | | 04 | 0 | 0.0 |
| | | 05 | 8 | 0.5 | | | 05 | - | 5.9 |
| | | 06 | 55 | 3.6 | | | 06 | 0 | 0.0 |
| | | 07 | 88 | 5.7 | | | 07 | 0 | 0.0 |
| | | 08 | 41 | 2.7 | | | 08 | 0 | 0.0 |
| | | 09 | 359 | 23.7 | | | 09 | 0 | 0.0 |
| | | 10 | 221 | 16.0 | | | 10 | 0 | 0.0 |
| | | 11 | 157 | 14.8 | | | 11 | 0 | 0.0 |
| 12 | 41 | 4.3 | 12 | 0 | 0.0 | | | | |

NOTE: A DASH (-) INDICATES DATA ARE NOT REPORTED TO PROTECT STUDENT ANONYMITY.

APPENDIX D
1997-98 RETENTION RATES
DISTRICT RETENTION RATES BY GRADE

| COUNTY | DISTRICT | GRADE | 97-98 TOTAL RETAINED | 97-98 RETENTION RATE | COUNTY | DISTRICT | GRADE | 97-98 TOTAL RETAINED | 97-98 RETENTION RATE | |
|-----------|-----------------|-----------------|----------------------------|----------------------------|-----------------------|--------------|--------------|----------------------------|----------------------------|------|
| JIM HOGG | JIM HOGG COUNTY | ALL | 29 | 2.5 | JIM WELLS (cont'd) | PREMONT ISD | ALL | 35 | 4.1 | |
| | | KG | - | 2.4 | | | KG | - | 7.1 | |
| | | 01 | 5 | 5.6 | | | 01 | - | 6.6 | |
| | | 02 | - | 2.5 | | | 02 | 8 | 11.8 | |
| | | 03 | - | 4.1 | | | 03 | - | 5.6 | |
| | | 04 | 0 | 0.0 | | | 04 | 7 | 9.6 | |
| | | 05 | 0 | 0.0 | | | 05 | 0 | 0.0 | |
| | | 06 | 0 | 0.0 | | | 06 | 0 | 0.0 | |
| | | 07 | 5 | 5.1 | | | 07 | 0 | 0.0 | |
| | | 08 | - | 0.9 | | | 08 | - | 2.7 | |
| | | 09 | 8 | 7.2 | | | 09 | - | 2.2 | |
| | | 10 | - | 1.4 | | | 10 | - | 1.7 | |
| | | 11 | - | 1.3 | | | 11 | - | 1.9 | |
| 12 | 0 | 0.0 | 12 | - | 3.8 | | | | | |
| JIM WELLS | ALICE ISD | ALL | 221 | 4.1 | JOHNSON | ALVARADO ISD | ALL | 76 | 2.9 | |
| | | KG | 14 | 3.2 | | | KG | - | 1.1 | |
| | | 01 | 22 | 4.9 | | | 01 | 5 | 2.6 | |
| | | 02 | 7 | 1.7 | | | 02 | 12 | 5.5 | |
| | | 03 | 0 | 0.0 | | | 03 | - | 1.1 | |
| | | 04 | 0 | 0.0 | | | 04 | - | 0.9 | |
| | | 05 | 0 | 0.0 | | | 05 | - | 0.9 | |
| | | 06 | - | 0.2 | | | 06 | - | 0.5 | |
| | | 07 | 6 | 1.3 | | | 07 | 11 | 4.5 | |
| | | 08 | 38 | 8.8 | | | 08 | - | 1.3 | |
| | | 09 | 56 | 11.9 | | | 09 | 22 | 11.3 | |
| | | 10 | 42 | 10.0 | | | 10 | 8 | 4.3 | |
| | | 11 | 31 | 8.4 | | | 11 | - | 1.2 | |
| | 12 | - | 1.3 | 12 | - | 2.1 | | | | |
| | | BEN BOLT-PALITO | ALL | 9 | 1.8 | | BURLESON ISD | ALL | 142 | 2.5 |
| | | | KG | - | 4.8 | | | KG | - | 0.2 |
| | | | 01 | 0 | 0.0 | | | 01 | 7 | 1.7 |
| | | | 02 | - | 7.1 | | | 02 | - | 0.7 |
| | | | 03 | 0 | 0.0 | | | 03 | 0 | 0.0 |
| | | | 04 | - | 3.0 | | | 04 | - | 0.7 |
| | | | 05 | 0 | 0.0 | | | 05 | - | 0.9 |
| | | | 06 | 0 | 0.0 | | | 06 | - | 0.4 |
| | | | 07 | 0 | 0.0 | | | 07 | 21 | 4.3 |
| | | | 08 | - | 5.4 | | | 08 | 12 | 2.8 |
| | | | 09 | - | 2.7 | | | 09 | 50 | 10.2 |
| | | | 10 | 0 | 0.0 | | | 10 | 19 | 4.7 |
| | | | 11 | 0 | 0.0 | | | 11 | 17 | 4.8 |
| | 12 | | 0 | 0.0 | | 12 | | - | 0.9 | |
| | LA GLORIA ISD | ALL | - | 1.1 | | CLEBURNE ISD | ALL | 323 | 6.0 | |
| | | KG | 0 | 0.0 | | | KG | 14 | 3.3 | |
| | | 01 | - | 6.3 | | | 01 | 35 | 7.3 | |
| | | 02 | 0 | 0.0 | | | 02 | 25 | 5.9 | |
| | | 03 | 0 | 0.0 | | | 03 | 20 | 4.5 | |
| | | 04 | 0 | 0.0 | | | 04 | 9 | 2.1 | |
| | | 05 | - | - | | | 05 | 14 | 3.2 | |
| | | 06 | 0 | 0.0 | | | 06 | - | 0.2 | |
| | 07 | - | - | | 07 | 6 | 1.3 | | | |
| | | | | | 08 | 9 | 2.2 | | | |
| | | | | | 09 | 126 | 27.2 | | | |
| | | | | | 10 | 35 | 9.8 | | | |
| | | | | | 11 | 27 | 9.5 | | | |
| | | | | | 12 | - | 0.7 | | | |
| | ORANGE GROVE IS | ALL | 27 | 2.1 | | GODLEY ISD | ALL | 13 | 1.5 | |
| | | KG | - | 2.7 | | | KG | - | 2.2 | |
| | | 01 | 8 | 7.1 | | | 01 | - | 1.4 | |
| | | 02 | 5 | 5.6 | | | 02 | 0 | 0.0 | |
| | | 03 | - | 1.8 | | | 03 | 0 | 0.0 | |
| | | 04 | 0 | 0.0 | | | 04 | 0 | 0.0 | |
| | | 05 | - | 1.0 | | | 05 | 0 | 0.0 | |
| | | 06 | 0 | 0.0 | | | 06 | 0 | 0.0 | |
| | | 07 | - | 1.0 | | | 07 | - | 1.3 | |
| | | 08 | - | 0.8 | | | 08 | 0 | 0.0 | |
| | | 09 | - | 3.4 | | | 09 | 8 | 10.7 | |
| | | 10 | 0 | 0.0 | | | 10 | 0 | 0.0 | |
| | | 11 | - | 2.8 | | | 11 | - | 1.4 | |
| | 12 | 0 | 0.0 | | 12 | - | 1.9 | | | |

NOTE: A DASH (-) INDICATES DATA ARE NOT REPORTED TO PROTECT STUDENT ANONYMITY.

APPENDIX D
1997-98 RETENTION RATES
DISTRICT RETENTION RATES BY GRADE

| COUNTY | DISTRICT | GRADE | 97-98 TOTAL RETAINED | 97-98 RETENTION RATE | COUNTY | DISTRICT | GRADE | 97-98 TOTAL RETAINED | 97-98 RETENTION RATE |
|---------------------|---------------|-------|----------------------------|----------------------------|--------|-----------------|-------|----------------------------|----------------------------|
| JOHNSON (cont'd) | GRANDVIEW ISD | ALL | 24 | 2.8 | JONES | ANSON ISD | ALL | 11 | 1.4 |
| | | KG | - | 1.7 | | | KG | - | 1.7 |
| | | 01 | 5 | 7.7 | | | 01 | - | 1.7 |
| | | 02 | - | 3.6 | | | 02 | - | 7.0 |
| | | 03 | - | 2.5 | | | 03 | - | 1.6 |
| | | 04 | - | 4.5 | | | 04 | 0 | 0.0 |
| | | 05 | - | 1.4 | | | 05 | 0 | 0.0 |
| | | 06 | - | 1.4 | | | 06 | 0 | 0.0 |
| | | 07 | - | 1.3 | | | 07 | 0 | 0.0 |
| | | 08 | - | 1.4 | | | 08 | - | 1.5 |
| | | 09 | - | 4.3 | | | 09 | - | 4.1 |
| | | 10 | - | 4.5 | | | 10 | 0 | 0.0 |
| | | 11 | - | 1.6 | | | 11 | 0 | 0.0 |
| 12 | 0 | 0.0 | 12 | 0 | 0.0 | | | | |
| | JOSHUA ISD | ALL | 146 | 4.2 | | HAMLIN ISD | ALL | 10 | 1.8 |
| | | KG | 11 | 4.3 | | | KG | 0 | 0.0 |
| | | 01 | 23 | 8.2 | | | 01 | - | 9.5 |
| | | 02 | - | 0.4 | | | 02 | - | 2.4 |
| | | 03 | 8 | 2.6 | | | 03 | 0 | 0.0 |
| | | 04 | 9 | 3.2 | | | 04 | 0 | 0.0 |
| | | 05 | 5 | 1.7 | | | 05 | 0 | 0.0 |
| | | 06 | 5 | 1.7 | | | 06 | 0 | 0.0 |
| | | 07 | - | 1.0 | | | 07 | - | 2.3 |
| | | 08 | - | 0.4 | | | 08 | 0 | 0.0 |
| | | 09 | 48 | 16.3 | | | 09 | 0 | 0.0 |
| | | 10 | 16 | 6.6 | | | 10 | 0 | 0.0 |
| | | 11 | 10 | 5.8 | | | 11 | - | 2.3 |
| | 12 | 6 | 2.7 | | 12 | - | 6.7 | | |
| | KEENE ISD | ALL | 17 | 3.5 | | HAWLEY ISD | ALL | 7 | 1.0 |
| | | KG | 0 | 0.0 | | | KG | - | 2.0 |
| | | 01 | 0 | 0.0 | | | 01 | - | 7.8 |
| | | 02 | 0 | 0.0 | | | 02 | 0 | 0.0 |
| | | 03 | 0 | 0.0 | | | 03 | - | 1.5 |
| | | 04 | 0 | 0.0 | | | 04 | 0 | 0.0 |
| | | 05 | 0 | 0.0 | | | 05 | 0 | 0.0 |
| | | 06 | 0 | 0.0 | | | 06 | 0 | 0.0 |
| | | 07 | - | 2.4 | | | 07 | 0 | 0.0 |
| | | 08 | 0 | 0.0 | | | 08 | 0 | 0.0 |
| | | 09 | 11 | 23.9 | | | 09 | 0 | 0.0 |
| | | 10 | - | 10.0 | | | 10 | 0 | 0.0 |
| | | 11 | - | 3.8 | | | 11 | - | 2.2 |
| | 12 | - | 2.9 | | 12 | 0 | 0.0 | | |
| | RIO VISTA ISD | ALL | 15 | 1.9 | | LUEDERS-AVOCA I | ALL | - | 1.8 |
| | | KG | - | 7.4 | | | KG | - | 13.3 |
| | | 01 | 0 | 0.0 | | | 01 | 0 | 0.0 |
| | | 02 | 0 | 0.0 | | | 02 | - | 11.1 |
| | | 03 | - | 1.7 | | | 03 | 0 | 0.0 |
| | | 04 | 0 | 0.0 | | | 04 | 0 | 0.0 |
| | | 05 | 0 | 0.0 | | | 05 | 0 | 0.0 |
| | | 06 | 0 | 0.0 | | | 06 | 0 | 0.0 |
| | | 07 | 0 | 0.0 | | | 07 | 0 | 0.0 |
| | | 08 | - | 2.0 | | | 08 | 0 | 0.0 |
| | | 09 | 6 | 9.2 | | | 09 | 0 | 0.0 |
| | | 10 | - | 3.1 | | | 10 | 0 | 0.0 |
| | | 11 | - | 2.0 | | | 11 | 0 | 0.0 |
| | 12 | 0 | 0.0 | | 12 | 0 | 0.0 | | |
| | VENUS ISD | ALL | 38 | 3.4 | | STAMFORD ISD | ALL | 22 | 2.7 |
| | | KG | - | 4.8 | | | KG | 8 | 11.4 |
| | | 01 | - | 2.3 | | | 01 | 0 | 0.0 |
| | | 02 | - | 2.6 | | | 02 | - | 2.0 |
| | | 03 | - | 2.0 | | | 03 | 0 | 0.0 |
| | | 04 | - | 2.1 | | | 04 | 0 | 0.0 |
| | | 05 | - | 3.4 | | | 05 | 0 | 0.0 |
| | | 06 | - | 3.3 | | | 06 | 0 | 0.0 |
| | | 07 | - | 1.0 | | | 07 | 0 | 0.0 |
| | | 08 | - | 0.9 | | | 08 | - | 2.7 |
| | | 09 | 6 | 6.4 | | | 09 | 7 | 10.9 |
| | | 10 | 6 | 8.2 | | | 10 | - | 7.4 |
| | | 11 | - | 6.7 | | | 11 | 0 | 0.0 |
| | 12 | - | 3.4 | | 12 | 0 | 0.0 | | |

NOTE: A DASH (-) INDICATES DATA ARE NOT REPORTED TO PROTECT STUDENT ANONYMITY.

APPENDIX D
1997-98 RETENTION RATES
DISTRICT RETENTION RATES BY GRADE

| COUNTY | DISTRICT | GRADE | 97-98 TOTAL RETAINED | 97-98 RETENTION RATE | COUNTY | DISTRICT | GRADE | 97-98 TOTAL RETAINED | 97-98 RETENTION RATE |
|---------|-----------------|-------|----------------------------|----------------------------|---------------------|-----------------|-------|----------------------------|----------------------------|
| KARNES | FALLS CITY ISD | ALL | - | 1.3 | KAUFMAN (cont'd) | FORNEY ISD | ALL | 28 | 1.4 |
| | | KG | 0 | 0.0 | | | KG | 8 | 5.3 |
| | | 01 | - | 5.3 | | | 01 | 7 | 4.7 |
| | | 02 | 0 | 0.0 | | | 02 | 0 | 0.0 |
| | | 03 | 0 | 0.0 | | | 03 | 0 | 0.0 |
| | | 04 | 0 | 0.0 | | | 04 | - | 1.2 |
| | | 05 | 0 | 0.0 | | | 05 | 0 | 0.0 |
| | | 06 | 0 | 0.0 | | | 06 | - | 1.3 |
| | | 07 | 0 | 0.0 | | | 07 | - | 1.7 |
| | | 08 | 0 | 0.0 | | | 08 | - | 0.6 |
| | | 09 | - | 3.0 | | | 09 | - | 0.6 |
| | | 10 | - | 6.5 | | | 10 | 0 | 0.0 |
| 11 | 0 | 0.0 | 11 | - | 0.8 | | | | |
| 12 | 0 | 0.0 | 12 | - | 2.4 | | | | |
| | KARNES CITY ISD | ALL | 18 | 1.8 | | KAUFMAN ISD | ALL | 136 | 5.1 |
| | | KG | 0 | 0.0 | | | KG | 6 | 3.1 |
| | | 01 | - | 1.4 | | | 01 | 14 | 6.7 |
| | | 02 | - | 1.3 | | | 02 | 9 | 4.2 |
| | | 03 | - | 1.2 | | | 03 | 7 | 3.3 |
| | | 04 | 0 | 0.0 | | | 04 | - | 1.4 |
| | | 05 | 0 | 0.0 | | | 05 | - | 0.9 |
| | | 06 | - | 1.2 | | | 06 | - | 1.9 |
| | | 07 | - | 1.4 | | | 07 | 6 | 2.8 |
| | | 08 | 0 | 0.0 | | | 08 | 7 | 3.2 |
| | | 09 | 12 | 13.5 | | | 09 | 40 | 17.1 |
| | | 10 | - | 1.3 | | | 10 | 27 | 12.7 |
| 11 | 0 | 0.0 | 11 | 10 | 6.5 | | | | |
| 12 | 0 | 0.0 | 12 | - | 0.8 | | | | |
| | KENEDY ISD | ALL | 22 | 2.3 | | KEMP ISD | ALL | 92 | 6.0 |
| | | KG | - | 1.5 | | | KG | - | 2.6 |
| | | 01 | - | 2.6 | | | 01 | 9 | 8.7 |
| | | 02 | 0 | 0.0 | | | 02 | - | 3.1 |
| | | 03 | 0 | 0.0 | | | 03 | - | 2.3 |
| | | 04 | 0 | 0.0 | | | 04 | 0 | 0.0 |
| | | 05 | 0 | 0.0 | | | 05 | - | 2.5 |
| | | 06 | - | 1.1 | | | 06 | - | 2.9 |
| | | 07 | 0 | 0.0 | | | 07 | 9 | 6.5 |
| | | 08 | - | 2.6 | | | 08 | - | 2.4 |
| | | 09 | 9 | 10.6 | | | 09 | 37 | 25.7 |
| | | 10 | - | 4.2 | | | 10 | 9 | 10.6 |
| 11 | - | 2.6 | 11 | 7 | 8.6 | | | | |
| 12 | - | 7.7 | 12 | - | 1.1 | | | | |
| | RUNGE ISD | ALL | 22 | 7.4 | | MABANK ISD | ALL | 61 | 2.3 |
| | | KG | - | 8.7 | | | KG | 6 | 3.3 |
| | | 01 | - | 9.5 | | | 01 | 15 | 6.8 |
| | | 02 | - | 3.8 | | | 02 | 8 | 3.7 |
| | | 03 | - | 8.7 | | | 03 | 7 | 3.1 |
| | | 04 | - | 8.3 | | | 04 | - | 0.9 |
| | | 05 | - | 10.5 | | | 05 | - | 0.4 |
| | | 06 | - | 5.6 | | | 06 | 0 | 0.0 |
| | | 07 | - | 10.7 | | | 07 | - | 0.4 |
| | | 08 | - | 3.3 | | | 08 | - | 0.5 |
| | | 09 | 5 | 23.8 | | | 09 | 14 | 7.0 |
| | | 10 | - | 3.7 | | | 10 | - | 2.4 |
| 11 | 0 | 0.0 | 11 | - | 0.6 | | | | |
| 12 | 0 | 0.0 | 12 | - | 0.7 | | | | |
| KAUFMAN | CRANDALL ISD | ALL | 61 | 4.0 | | SCURRY-ROSSER I | ALL | 29 | 4.1 |
| | | KG | 16 | 12.0 | | | KG | - | 2.0 |
| | | 01 | - | 1.8 | | | 01 | 8 | 13.1 |
| | | 02 | 0 | 0.0 | | | 02 | 0 | 0.0 |
| | | 03 | - | 1.0 | | | 03 | 0 | 0.0 |
| | | 04 | - | 0.9 | | | 04 | 0 | 0.0 |
| | | 05 | - | 0.9 | | | 05 | 0 | 0.0 |
| | | 06 | 0 | 0.0 | | | 06 | - | 4.4 |
| | | 07 | - | 0.8 | | | 07 | 6 | 9.8 |
| | | 08 | 0 | 0.0 | | | 08 | 5 | 8.5 |
| | | 09 | 22 | 15.5 | | | 09 | - | 6.8 |
| | | 10 | 8 | 7.0 | | | 10 | - | 3.3 |
| 11 | 8 | 8.1 | 11 | - | 1.8 | | | | |
| 12 | - | 1.1 | 12 | 0 | 0.0 | | | | |

NOTE: A DASH (-) INDICATES DATA ARE NOT REPORTED TO PROTECT STUDENT ANONYMITY.

APPENDIX D
1997-98 RETENTION RATES
DISTRICT RETENTION RATES BY GRADE

| COUNTY | DISTRICT | GRADE | 97-98 TOTAL RETAINED | 97-98 RETENTION RATE | COUNTY | DISTRICT | GRADE | 97-98 TOTAL RETAINED | 97-98 RETENTION RATE |
|---------------------|-----------------|-------------|----------------------------|----------------------------|---------------|-----------------|-------|----------------------------|----------------------------|
| KAUFMAN (cont'd) | TERRELL ISD | ALL | 155 | 4.3 | KERR | CENTER POINT IS | ALL | 14 | 2.4 |
| | | KG | 5 | 1.9 | | | KG | - | 2.8 |
| | | 01 | - | 1.0 | | | 01 | - | 2.8 |
| | | 02 | - | 1.0 | | | 02 | 0 | 0.0 |
| | | 03 | - | 1.4 | | | 03 | 0 | 0.0 |
| | | 04 | - | 1.1 | | | 04 | 0 | 0.0 |
| | | 05 | 0 | 0.0 | | | 05 | 0 | 0.0 |
| | | 06 | - | 0.9 | | | 06 | 0 | 0.0 |
| | | 07 | 6 | 1.9 | | | 07 | - | 2.2 |
| | | 08 | - | 1.1 | | | 08 | 0 | 0.0 |
| | | 09 | 99 | 28.8 | | | 09 | 9 | 15.0 |
| | | 10 | 16 | 7.0 | | | 10 | - | 5.1 |
| | | 11 | 5 | 2.7 | | | 11 | 0 | 0.0 |
| 12 | 5 | 2.9 | 12 | 0 | 0.0 | | | | |
| KENDALL | BOERNE ISD | ALL | 154 | 3.6 | DIVIDE ISD | ALL | - | 7.1 | |
| | | KG | 9 | 3.1 | | KG | - | - | |
| | | 01 | 20 | 6.1 | | 01 | - | - | |
| | | 02 | 10 | 3.1 | | 02 | - | - | |
| | | 03 | 0 | 0.0 | | 03 | - | - | |
| | | 04 | - | 0.3 | | 04 | - | - | |
| | | 05 | 0 | 0.0 | | 05 | - | - | |
| | | 06 | - | 0.3 | | 06 | - | - | |
| | | 07 | 9 | 2.4 | | | | | |
| | | 08 | - | 1.1 | | | | | |
| | | 09 | 44 | 13.0 | | | | | |
| | | 10 | 35 | 9.7 | | | | | |
| | 11 | 13 | 5.1 | | | | | | |
| | 12 | 8 | 3.3 | | | | | | |
| | | COMFORT ISD | ALL | 42 | 4.4 | HUNT ISD | ALL | 0 | 0.0 |
| | | | KG | 7 | 7.6 | | KG | 0 | 0.0 |
| | | | 01 | 6 | 9.0 | | 01 | 0 | 0.0 |
| | | | 02 | 7 | 8.6 | | 02 | 0 | 0.0 |
| | | | 03 | - | 1.4 | | 03 | 0 | 0.0 |
| | | | 04 | - | 1.6 | | 04 | 0 | 0.0 |
| | | | 05 | 0 | 0.0 | | 05 | 0 | 0.0 |
| | | | 06 | - | 1.2 | | 06 | 0 | 0.0 |
| | | | 07 | - | 1.4 | | | | |
| | | | 08 | 0 | 0.0 | | | | |
| 09 | | | 12 | 14.5 | | | | | |
| 10 | | | - | 6.1 | | | | | |
| 11 | 0 | 0.0 | | | | | | | |
| 12 | - | 3.7 | | | | | | | |
| KENEDY | KENEDY COUNTY W | ALL | 0 | 0.0 | INGRAM ISD | ALL | 55 | 4.3 | |
| | | KG | 0 | 0.0 | | KG | 5 | 6.5 | |
| | | 01 | 0 | 0.0 | | 01 | - | 3.7 | |
| | | 02 | - | - | | 02 | 0 | 0.0 | |
| | | 03 | - | - | | 03 | 0 | 0.0 | |
| | | 04 | 0 | 0.0 | | 04 | 0 | 0.0 | |
| | | 05 | 0 | 0.0 | | 05 | - | 1.8 | |
| 06 | - | - | 06 | - | 4.0 | | | | |
| | | | 07 | 6 | 4.7 | | | | |
| | | | 08 | - | 3.6 | | | | |
| | | | 09 | 22 | 17.1 | | | | |
| | | | 10 | 8 | 7.7 | | | | |
| | | | 11 | - | 1.4 | | | | |
| | | | 12 | 0 | 0.0 | | | | |
| KENT | JAYTON-GIRARD I | ALL | 0 | 0.0 | KERRVILLE ISD | ALL | 251 | 5.7 | |
| | | KG | 0 | 0.0 | | KG | 67 | 17.0 | |
| | | 01 | 0 | 0.0 | | 01 | 16 | 4.5 | |
| | | 02 | 0 | 0.0 | | 02 | 10 | 3.0 | |
| | | 03 | 0 | 0.0 | | 03 | - | 1.3 | |
| | | 04 | 0 | 0.0 | | 04 | - | 0.9 | |
| | | 05 | 0 | 0.0 | | 05 | 0 | 0.0 | |
| | | 06 | 0 | 0.0 | | 06 | - | 0.6 | |
| | | 07 | 0 | 0.0 | | 07 | 8 | 2.2 | |
| | | 08 | 0 | 0.0 | | 08 | 13 | 3.5 | |
| | | 09 | 0 | 0.0 | | 09 | 87 | 22.7 | |
| | | 10 | 0 | 0.0 | | 10 | 19 | 6.5 | |
| 11 | 0 | 0.0 | 11 | 14 | 5.1 | | | | |
| 12 | 0 | 0.0 | 12 | 8 | 2.7 | | | | |

NOTE: A DASH (-) INDICATES DATA ARE NOT REPORTED TO PROTECT STUDENT ANONYMITY.

APPENDIX D
1997-98 RETENTION RATES
DISTRICT RETENTION RATES BY GRADE

| COUNTY | DISTRICT | GRADE | 97-98 TOTAL RETAINED | 97-98 RETENTION RATE | COUNTY | DISTRICT | GRADE | 97-98 TOTAL RETAINED | 97-98 RETENTION RATE | |
|---------|----------------|-------------|----------------------------|----------------------------|---------------------|-----------------|-----------------|----------------------------|----------------------------|-----|
| KIMBLE | JUNCTION ISD | ALL | 14 | 2.0 | KLEBERG (cont'd) | RIVIERA ISD | ALL | 15 | 2.8 | |
| | | KG | 0 | 0.0 | | | KG | - | 10.0 | |
| | | 01 | - | 7.4 | | | 01 | - | 9.4 | |
| | | 02 | - | 2.4 | | | 02 | 0 | 0.0 | |
| | | 03 | 0 | 0.0 | | | 03 | 0 | 0.0 | |
| | | 04 | - | 2.0 | | | 04 | 0 | 0.0 | |
| | | 05 | 0 | 0.0 | | | 05 | 0 | 0.0 | |
| | | 06 | 0 | 0.0 | | | 06 | 0 | 0.0 | |
| | | 07 | 0 | 0.0 | | | 07 | - | 5.0 | |
| | | 08 | 0 | 0.0 | | | 08 | - | 1.9 | |
| | | 09 | - | 3.1 | | | 09 | - | 2.9 | |
| | | 10 | - | 7.3 | | | 10 | - | 2.6 | |
| | | 11 | - | 4.8 | | | 11 | - | 2.7 | |
| 12 | 0 | 0.0 | 12 | - | 2.0 | | | | | |
| KING | GUTHRIE CSD | ALL | - | 1.1 | SANTA GERTRUDIS | SANTA GERTRUDIS | ALL | 5 | 1.9 | |
| | | KG | - | 20.0 | | | KG | 0 | 0.0 | |
| | | 01 | 0 | 0.0 | | | 01 | 0 | 0.0 | |
| | | 02 | 0 | 0.0 | | | 02 | 0 | 0.0 | |
| | | 03 | 0 | 0.0 | | | 03 | 0 | 0.0 | |
| | | 04 | 0 | 0.0 | | | 04 | 0 | 0.0 | |
| | | 05 | 0 | 0.0 | | | 05 | 0 | 0.0 | |
| | | 06 | 0 | 0.0 | | | 06 | 0 | 0.0 | |
| | | 07 | 0 | 0.0 | | | 07 | 0 | 0.0 | |
| | | 08 | 0 | 0.0 | | | 08 | 0 | 0.0 | |
| | | 09 | 0 | 0.0 | | | 09 | - | 11.8 | |
| | | 10 | 0 | 0.0 | | | 10 | - | 2.6 | |
| | | 11 | 0 | 0.0 | | | 11 | 0 | 0.0 | |
| 12 | 0 | 0.0 | 12 | 0 | 0.0 | | | | | |
| KINNEY | BRACKETT ISD | ALL | 31 | 5.1 | KNOX | BENJAMIN ISD | ALL | 0 | 0.0 | |
| | | KG | - | 4.3 | | | KG | 0 | 0.0 | |
| | | 01 | 8 | 15.7 | | | 01 | - | - | |
| | | 02 | - | 8.2 | | | 02 | 0 | 0.0 | |
| | | 03 | 0 | 0.0 | | | 03 | 0 | 0.0 | |
| | | 04 | - | 4.4 | | | 04 | 0 | 0.0 | |
| | | 05 | 0 | 0.0 | | | 05 | 0 | 0.0 | |
| | | 06 | 0 | 0.0 | | | 06 | 0 | 0.0 | |
| | | 07 | - | 4.3 | | | 07 | 0 | 0.0 | |
| | | 08 | 0 | 0.0 | | | 08 | 0 | 0.0 | |
| | | 09 | 10 | 17.2 | | | 09 | 0 | 0.0 | |
| | | 10 | - | 3.4 | | | 10 | 0 | 0.0 | |
| | | 11 | 0 | 0.0 | | | 11 | 0 | 0.0 | |
| 12 | - | 2.2 | 12 | 0 | 0.0 | | | | | |
| KLEBERG | KINGSVILLE ISD | ALL | 316 | 7.5 | GOREE ISD | GOREE ISD | ALL | 0 | 0.0 | |
| | | KG | 9 | 2.5 | | | KG | 0 | 0.0 | |
| | | 01 | 73 | 19.2 | | | 01 | 0 | 0.0 | |
| | | 02 | 15 | 4.6 | | | 02 | 0 | 0.0 | |
| | | 03 | 14 | 4.5 | | | 03 | 0 | 0.0 | |
| | | 04 | - | 1.3 | | | 04 | - | - | |
| | | 05 | 6 | 1.9 | | | 05 | 0 | 0.0 | |
| | | 06 | - | 1.3 | | | 06 | 0 | 0.0 | |
| | | 07 | - | 0.9 | | | 07 | - | - | |
| | | 08 | - | 0.6 | | | 08 | - | - | |
| | | 09 | 110 | 27.0 | | | 09 | 0 | 0.0 | |
| | | 10 | 26 | 8.1 | | | 10 | 0 | 0.0 | |
| | | 11 | 31 | 11.9 | | | 11 | 0 | 0.0 | |
| | 12 | 19 | 7.1 | 12 | - | - | | | | |
| | | RICARDO ISD | ALL | 10 | 1.8 | KNOX CITY-O'BRI | KNOX CITY-O'BRI | ALL | - | 0.6 |
| | | | KG | - | 3.8 | | | KG | 0 | 0.0 |
| | | | 01 | - | 2.1 | | | 01 | 0 | 0.0 |
| | | | 02 | 0 | 0.0 | | | 02 | 0 | 0.0 |
| | | | 03 | - | 5.9 | | | 03 | 0 | 0.0 |
| | 04 | | - | 1.6 | 04 | | | 0 | 0.0 | |
| | 05 | - | 1.6 | 05 | 0 | 0.0 | | | | |
| | 06 | 0 | 0.0 | 06 | 0 | 0.0 | | | | |
| | 07 | - | 1.3 | 07 | 0 | 0.0 | | | | |
| | 08 | 0 | 0.0 | 08 | 0 | 0.0 | | | | |
| | | | | 09 | - | 5.3 | | | | |
| | | | | 10 | 0 | 0.0 | | | | |
| | | | | 11 | 0 | 0.0 | | | | |
| | | | | 12 | 0 | 0.0 | | | | |

NOTE: A DASH (-) INDICATES DATA ARE NOT REPORTED TO PROTECT STUDENT ANONYMITY.

APPENDIX D
1997-98 RETENTION RATES
DISTRICT RETENTION RATES BY GRADE

| COUNTY | DISTRICT | GRADE | 97-98 TOTAL RETAINED | 97-98 RETENTION RATE | COUNTY | DISTRICT | GRADE | 97-98 TOTAL RETAINED | 97-98 RETENTION RATE |
|------------------|-----------------|-------|----------------------------|----------------------------|-------------------|-----------------|-------|----------------------------|----------------------------|
| KNOX (cont'd) | MUNDAY ISD | ALL | 8 | 1.9 | LAMAR (cont'd) | PRAIRILAND ISD | ALL | 33 | 3.5 |
| | | KG | - | 10.3 | | | KG | - | 3.9 |
| | | 01 | - | 3.0 | | | 01 | 7 | 7.6 |
| | | 02 | - | 2.8 | | | 02 | - | 1.4 |
| | | 03 | - | 2.9 | | | 03 | - | 1.5 |
| | | 04 | - | 2.9 | | | 04 | 0 | 0.0 |
| | | 05 | - | 3.4 | | | 05 | 0 | 0.0 |
| | | 06 | 0 | 0.0 | | | 06 | - | 1.4 |
| | | 07 | 0 | 0.0 | | | 07 | - | 3.8 |
| | | 08 | 0 | 0.0 | | | 08 | - | 1.3 |
| | | 09 | 0 | 0.0 | | | 09 | 13 | 15.1 |
| | | 10 | 0 | 0.0 | | | 10 | - | 4.5 |
| | | 11 | 0 | 0.0 | | | 11 | 0 | 0.0 |
| 12 | 0 | 0.0 | 12 | 0 | 0.0 | | | | |
| LA SALLE | COTULLA ISD | ALL | 45 | 3.8 | | ROXTON ISD | ALL | 6 | 2.3 |
| | | KG | - | 3.3 | | | KG | - | 12.5 |
| | | 01 | 5 | 4.4 | | | 01 | - | 7.7 |
| | | 02 | 0 | 0.0 | | | 02 | 0 | 0.0 |
| | | 03 | - | 1.1 | | | 03 | 0 | 0.0 |
| | | 04 | 0 | 0.0 | | | 04 | 0 | 0.0 |
| | | 05 | 0 | 0.0 | | | 05 | 0 | 0.0 |
| | | 06 | 0 | 0.0 | | | 06 | 0 | 0.0 |
| | | 07 | - | 3.5 | | | 07 | 0 | 0.0 |
| | | 08 | - | 1.1 | | | 08 | 0 | 0.0 |
| | | 09 | 19 | 18.6 | | | 09 | 0 | 0.0 |
| | | 10 | 5 | 6.0 | | | 10 | 0 | 0.0 |
| | | 11 | - | 3.8 | | | 11 | 0 | 0.0 |
| 12 | - | 6.8 | 12 | - | 18.2 | | | | |
| LAMAR | CHISUM ISD | ALL | 6 | 0.8 | LAMB | AMHERST ISD | ALL | 6 | 3.2 |
| | | KG | - | 1.7 | | | KG | - | 10.0 |
| | | 01 | - | 3.1 | | | 01 | - | 10.0 |
| | | 02 | 0 | 0.0 | | | 02 | 0 | 0.0 |
| | | 03 | - | 1.8 | | | 03 | - | 16.7 |
| | | 04 | 0 | 0.0 | | | 04 | 0 | 0.0 |
| | | 05 | 0 | 0.0 | | | 05 | 0 | 0.0 |
| | | 06 | - | 1.6 | | | 06 | 0 | 0.0 |
| | | 07 | 0 | 0.0 | | | 07 | - | 4.8 |
| | | 08 | 0 | 0.0 | | | 08 | 0 | 0.0 |
| | | 09 | - | 1.9 | | | 09 | - | 4.5 |
| | | 10 | 0 | 0.0 | | | 10 | 0 | 0.0 |
| | | 11 | 0 | 0.0 | | | 11 | 0 | 0.0 |
| 12 | 0 | 0.0 | 12 | 0 | 0.0 | | | | |
| | NORTH LAMAR ISD | ALL | 44 | 1.6 | | LITTLEFIELD ISD | ALL | 36 | 2.5 |
| | | KG | - | 0.5 | | | KG | 0 | 0.0 |
| | | 01 | - | 0.4 | | | 01 | 0 | 0.0 |
| | | 02 | - | 0.4 | | | 02 | - | 1.0 |
| | | 03 | 0 | 0.0 | | | 03 | - | 0.9 |
| | | 04 | 0 | 0.0 | | | 04 | 0 | 0.0 |
| | | 05 | 0 | 0.0 | | | 05 | 0 | 0.0 |
| | | 06 | - | 0.5 | | | 06 | - | 2.5 |
| | | 07 | - | 1.8 | | | 07 | - | 2.7 |
| | | 08 | 0 | 0.0 | | | 08 | - | 0.9 |
| | | 09 | 24 | 10.2 | | | 09 | 12 | 9.4 |
| | | 10 | 8 | 4.2 | | | 10 | 10 | 8.2 |
| | | 11 | - | 1.2 | | | 11 | - | 2.9 |
| 12 | - | 1.3 | 12 | - | 2.5 | | | | |
| | PARIS ISD | ALL | 143 | 4.5 | | OLTON ISD | ALL | 21 | 3.0 |
| | | KG | 9 | 3.7 | | | KG | - | 3.6 |
| | | 01 | 18 | 5.7 | | | 01 | - | 4.0 |
| | | 02 | - | 1.0 | | | 02 | - | 1.4 |
| | | 03 | 7 | 2.5 | | | 03 | 0 | 0.0 |
| | | 04 | - | 0.4 | | | 04 | 0 | 0.0 |
| | | 05 | 0 | 0.0 | | | 05 | - | 2.1 |
| | | 06 | 11 | 4.5 | | | 06 | - | 1.6 |
| | | 07 | - | 0.4 | | | 07 | - | 3.3 |
| | | 08 | 8 | 3.3 | | | 08 | 0 | 0.0 |
| | | 09 | 57 | 21.8 | | | 09 | 11 | 16.9 |
| | | 10 | 15 | 7.9 | | | 10 | - | 2.0 |
| | | 11 | 5 | 2.9 | | | 11 | 0 | 0.0 |
| 12 | 8 | 4.6 | 12 | 0 | 0.0 | | | | |

NOTE: A DASH (-) INDICATES DATA ARE NOT REPORTED TO PROTECT STUDENT ANONYMITY.

APPENDIX D
1997-98 RETENTION RATES
DISTRICT RETENTION RATES BY GRADE

| COUNTY | DISTRICT | GRADE | 97-98 TOTAL RETAINED | 97-98 RETENTION RATE | COUNTY | DISTRICT | GRADE | 97-98 TOTAL RETAINED | 97-98 RETENTION RATE |
|------------------|-----------------|-------|----------------------------|----------------------------|-----------------|------------|-------|----------------------------|----------------------------|
| LAMB (cont'd) | SPADE ISD | ALL | - | 0.9 | LAVACA | EZZELL ISD | ALL | 0 | 0.0 |
| | | KG | 0 | 0.0 | | | KG | 0 | 0.0 |
| | | 01 | 0 | 0.0 | | | 01 | 0 | 0.0 |
| | | 02 | 0 | 0.0 | | | 02 | 0 | 0.0 |
| | | 03 | 0 | 0.0 | | | 03 | 0 | 0.0 |
| | | 04 | 0 | 0.0 | | | 04 | 0 | 0.0 |
| | | 05 | 0 | 0.0 | | | 05 | 0 | 0.0 |
| | | 06 | 0 | 0.0 | | | 06 | 0 | 0.0 |
| | | 07 | 0 | 0.0 | | | 07 | 0 | 0.0 |
| | | 08 | - | 12.5 | | | 08 | 0 | 0.0 |
| | | 09 | 0 | 0.0 | | | | | |
| | | 10 | 0 | 0.0 | | | | | |
| 11 | 0 | 0.0 | | | | | | | |
| 12 | 0 | 0.0 | | | | | | | |
| | SPRINGLAKE-EART | ALL | 8 | 1.8 | HALLETTSVILLE I | ALL | 28 | 2.7 | |
| | | KG | 0 | 0.0 | | | KG | - | 1.6 |
| | | 01 | - | 2.5 | | | 01 | - | 3.1 |
| | | 02 | 0 | 0.0 | | | 02 | 7 | 9.9 |
| | | 03 | 0 | 0.0 | | | 03 | - | 2.5 |
| | | 04 | - | 9.1 | | | 04 | - | 3.1 |
| | | 05 | - | 3.8 | | | 05 | 0 | 0.0 |
| | | 06 | - | 2.7 | | | 06 | - | 2.8 |
| | | 07 | - | 2.2 | | | 07 | - | 4.8 |
| | | 08 | - | 2.6 | | | 08 | - | 1.1 |
| | | 09 | 0 | 0.0 | | | 09 | - | 3.9 |
| | | 10 | - | 2.4 | | | 10 | - | 1.9 |
| | 11 | 0 | 0.0 | 11 | 0 | 0.0 | | | |
| | 12 | 0 | 0.0 | 12 | - | 1.1 | | | |
| | SUDAN ISD | ALL | - | 0.6 | MOULTON ISD | ALL | 6 | 1.6 | |
| | | KG | 0 | 0.0 | | | KG | 0 | 0.0 |
| | | 01 | - | 4.2 | | | 01 | - | 4.0 |
| | | 02 | 0 | 0.0 | | | 02 | - | 3.7 |
| | | 03 | 0 | 0.0 | | | 03 | 0 | 0.0 |
| | | 04 | 0 | 0.0 | | | 04 | - | 3.8 |
| | | 05 | 0 | 0.0 | | | 05 | 0 | 0.0 |
| | | 06 | 0 | 0.0 | | | 06 | - | 2.8 |
| | | 07 | 0 | 0.0 | | | 07 | - | 2.5 |
| | | 08 | 0 | 0.0 | | | 08 | 0 | 0.0 |
| | | 09 | 0 | 0.0 | | | 09 | - | 3.1 |
| | | 10 | - | 3.6 | | | 10 | 0 | 0.0 |
| | 11 | 0 | 0.0 | 11 | 0 | 0.0 | | | |
| | 12 | 0 | 0.0 | 12 | 0 | 0.0 | | | |
| LAMPASAS | LAMPASAS ISD | ALL | 97 | 3.2 | SHINER ISD | ALL | 8 | 1.5 | |
| | | KG | 5 | 2.6 | | | KG | 0 | 0.0 |
| | | 01 | 12 | 5.5 | | | 01 | - | 2.2 |
| | | 02 | 5 | 2.3 | | | 02 | - | 2.4 |
| | | 03 | - | 1.9 | | | 03 | 0 | 0.0 |
| | | 04 | 10 | 3.9 | | | 04 | 0 | 0.0 |
| | | 05 | 5 | 2.0 | | | 05 | 0 | 0.0 |
| | | 06 | - | 0.4 | | | 06 | 0 | 0.0 |
| | | 07 | 5 | 1.9 | | | 07 | - | 2.5 |
| | | 08 | - | 1.1 | | | 08 | - | 2.1 |
| | | 09 | 32 | 11.7 | | | 09 | - | 2.3 |
| | | 10 | 7 | 3.3 | | | 10 | - | 2.4 |
| 11 | - | 1.3 | 11 | - | 1.9 | | | | |
| 12 | 5 | 2.6 | 12 | - | 2.6 | | | | |
| | LOMETA ISD | ALL | 16 | 5.8 | SWEET HOME ISD | ALL | 0 | 0.0 | |
| | | KG | - | 7.7 | | | KG | 0 | 0.0 |
| | | 01 | 0 | 0.0 | | | 01 | 0 | 0.0 |
| | | 02 | - | 5.9 | | | 02 | 0 | 0.0 |
| | | 03 | - | 11.1 | | | 03 | 0 | 0.0 |
| | | 04 | 0 | 0.0 | | | 04 | 0 | 0.0 |
| | | 05 | 0 | 0.0 | | | 05 | 0 | 0.0 |
| | | 06 | 0 | 0.0 | | | 06 | 0 | 0.0 |
| | | 07 | - | 23.1 | | | 07 | 0 | 0.0 |
| | | 08 | 0 | 0.0 | | | 08 | 0 | 0.0 |
| | | 09 | 7 | 24.1 | | | | | |
| | | 10 | - | 3.4 | | | | | |
| | 11 | 0 | 0.0 | | | | | | |
| | 12 | 0 | 0.0 | | | | | | |

NOTE: A DASH (-) INDICATES DATA ARE NOT REPORTED TO PROTECT STUDENT ANONYMITY.

APPENDIX D
1997-98 RETENTION RATES
DISTRICT RETENTION RATES BY GRADE

| COUNTY | DISTRICT | GRADE | 97-98 TOTAL RETAINED | 97-98 RETENTION RATE | COUNTY | DISTRICT | GRADE | 97-98 TOTAL RETAINED | 97-98 RETENTION RATE |
|--------------------|---------------|-------|----------------------------|----------------------------|------------------|-----------------|-------|----------------------------|----------------------------|
| LAVACA (cont'd) | VYSEHRAD ISD | ALL | - | 1.2 | LEON (cont'd) | CENTERVILLE ISD | ALL | 19 | 2.9 |
| | | KG | - | 14.3 | | | KG | - | 7.7 |
| | | 01 | 0 | 0.0 | | | 01 | - | 5.4 |
| | | 02 | 0 | 0.0 | | | 02 | - | 1.9 |
| | | 03 | 0 | 0.0 | | | 03 | 0 | 0.0 |
| | | 04 | 0 | 0.0 | | | 04 | - | 2.6 |
| | | 05 | 0 | 0.0 | | | 05 | 5 | 7.7 |
| | | 06 | 0 | 0.0 | | | 06 | - | 5.5 |
| | | 07 | 0 | 0.0 | | | 07 | - | 1.8 |
| | | 08 | 0 | 0.0 | 08 | 0 | 0.0 | | |
| | | | | | 09 | 0 | 0.0 | | |
| | | | | | 10 | - | 1.5 | | |
| | | | | | 11 | - | 2.3 | | |
| | | | | | 12 | 0 | 0.0 | | |
| LEE | DIME BOX ISD | ALL | 9 | 4.4 | LEON ISD | ALL | 24 | 3.6 | |
| | | KG | 0 | 0.0 | | | KG | - | 6.8 |
| | | 01 | 0 | 0.0 | | | 01 | 5 | 10.9 |
| | | 02 | 0 | 0.0 | | | 02 | - | 7.0 |
| | | 03 | 0 | 0.0 | | | 03 | 0 | 0.0 |
| | | 04 | - | 18.8 | | | 04 | 0 | 0.0 |
| | | 05 | 0 | 0.0 | | | 05 | - | 2.1 |
| | | 06 | 0 | 0.0 | | | 06 | - | 4.6 |
| | | 07 | - | 11.8 | | | 07 | 5 | 9.8 |
| | | 08 | 0 | 0.0 | | | 08 | - | 1.7 |
| | | 09 | - | 20.0 | | | 09 | - | 3.3 |
| | | 10 | 0 | 0.0 | | | 10 | 0 | 0.0 |
| 11 | - | 7.1 | 11 | 0 | 0.0 | | | | |
| 12 | 0 | 0.0 | 12 | 0 | 0.0 | | | | |
| | GIDDINGS ISD | ALL | 50 | 3.1 | NORMANGEE ISD | ALL | 10 | 2.2 | |
| | | KG | 6 | 5.2 | | | KG | - | 2.9 |
| | | 01 | 9 | 7.1 | | | 01 | - | 3.3 |
| | | 02 | 5 | 4.6 | | | 02 | - | 2.0 |
| | | 03 | - | 3.4 | | | 03 | 0 | 0.0 |
| | | 04 | - | 0.8 | | | 04 | 0 | 0.0 |
| | | 05 | 0 | 0.0 | | | 05 | 0 | 0.0 |
| | | 06 | - | 0.8 | | | 06 | 0 | 0.0 |
| | | 07 | - | 0.7 | | | 07 | 0 | 0.0 |
| | | 08 | - | 1.4 | | | 08 | - | 5.7 |
| | | 09 | 11 | 7.6 | | | 09 | - | 7.9 |
| | | 10 | 6 | 3.9 | | | 10 | - | 5.3 |
| 11 | - | 2.4 | 11 | 0 | 0.0 | | | | |
| 12 | - | 1.0 | 12 | 0 | 0.0 | | | | |
| | LEXINGTON ISD | ALL | 30 | 3.4 | OAKWOOD ISD | ALL | - | 0.7 | |
| | | KG | 6 | 11.1 | | | KG | - | 5.0 |
| | | 01 | - | 5.1 | | | 01 | 0 | 0.0 |
| | | 02 | 6 | 9.8 | | | 02 | 0 | 0.0 |
| | | 03 | - | 4.3 | | | 03 | 0 | 0.0 |
| | | 04 | 0 | 0.0 | | | 04 | 0 | 0.0 |
| | | 05 | 0 | 0.0 | | | 05 | - | 5.0 |
| | | 06 | - | 2.7 | | | 06 | 0 | 0.0 |
| | | 07 | - | 3.0 | | | 07 | 0 | 0.0 |
| | | 08 | 0 | 0.0 | | | 08 | 0 | 0.0 |
| | | 09 | 7 | 7.1 | | | 09 | 0 | 0.0 |
| | | 10 | 0 | 0.0 | | | 10 | 0 | 0.0 |
| 11 | - | 1.6 | 11 | 0 | 0.0 | | | | |
| 12 | 0 | 0.0 | 12 | 0 | 0.0 | | | | |
| LEON | BUFFALO ISD | ALL | 30 | 4.0 | LIBERTY | CLEVELAND ISD | ALL | 121 | 4.9 |
| | | KG | 16 | 20.8 | | | KG | - | 0.8 |
| | | 01 | 8 | 15.7 | | | 01 | 15 | 7.4 |
| | | 02 | 0 | 0.0 | | | 02 | - | 2.0 |
| | | 03 | - | 4.3 | | | 03 | - | 1.9 |
| | | 04 | - | 3.0 | | | 04 | - | 1.0 |
| | | 05 | 0 | 0.0 | | | 05 | 9 | 4.4 |
| | | 06 | 0 | 0.0 | | | 06 | - | 1.6 |
| | | 07 | - | 1.7 | | | 07 | 20 | 9.2 |
| | | 08 | 0 | 0.0 | | | 08 | 11 | 5.0 |
| | | 09 | - | 2.0 | | | 09 | 27 | 15.0 |
| | | 10 | 0 | 0.0 | | | 10 | 15 | 10.3 |
| 11 | 0 | 0.0 | 11 | - | 1.7 | | | | |
| 12 | 0 | 0.0 | 12 | 7 | 6.1 | | | | |

NOTE: A DASH (-) INDICATES DATA ARE NOT REPORTED TO PROTECT STUDENT ANONYMITY.

APPENDIX D
1997-98 RETENTION RATES
DISTRICT RETENTION RATES BY GRADE

| COUNTY | DISTRICT | GRADE | 97-98 TOTAL RETAINED | 97-98 RETENTION RATE | COUNTY | DISTRICT | GRADE | 97-98 TOTAL RETAINED | 97-98 RETENTION RATE |
|---------------------|-----------------|-------|----------------------------|----------------------------|---------------------|----------------|-------|----------------------------|----------------------------|
| LIBERTY (cont'd) | DAYTON ISD | ALL | 142 | 3.5 | LIBERTY (cont'd) | TARKINGTON ISD | ALL | 31 | 2.0 |
| | | KG | - | 0.3 | | | KG | 0 | 0.0 |
| | | 01 | 37 | 9.9 | | | 01 | - | 3.5 |
| | | 02 | 5 | 1.4 | | | 02 | - | 0.8 |
| | | 03 | - | 0.3 | | | 03 | - | 1.7 |
| | | 04 | - | 0.3 | | | 04 | 0 | 0.0 |
| | | 05 | - | 0.9 | | | 05 | 0 | 0.0 |
| | | 06 | 9 | 2.6 | | | 06 | - | 0.9 |
| | | 07 | 10 | 2.9 | | | 07 | - | 0.8 |
| | | 08 | 8 | 2.4 | | | 08 | 0 | 0.0 |
| | | 09 | 43 | 13.7 | | | 09 | 16 | 11.8 |
| | | 10 | 8 | 3.1 | | | 10 | - | 2.8 |
| | | 11 | 12 | 5.3 | | | 11 | 0 | 0.0 |
| 12 | - | 1.8 | 12 | - | 3.7 | | | | |
| | DEVERS ISD | ALL | 11 | 8.1 | LIMESTONE | COOLIDGE ISD | ALL | 10 | 4.5 |
| | | KG | - | 11.1 | | | KG | - | 4.8 |
| | | 01 | - | 18.8 | | | 01 | 0 | 0.0 |
| | | 02 | - | 16.7 | | | 02 | 0 | 0.0 |
| | | 03 | 0 | 0.0 | | | 03 | 0 | 0.0 |
| | | 04 | 0 | 0.0 | | | 04 | 0 | 0.0 |
| | | 05 | - | 15.4 | | | 05 | 0 | 0.0 |
| | | 06 | - | 7.7 | | | 06 | - | 5.9 |
| | | 07 | 0 | 0.0 | | | 07 | - | 7.4 |
| | | 08 | 0 | 0.0 | | | 08 | - | 7.7 |
| | | | | | | | 09 | - | 21.1 |
| | | | | | | | 10 | - | 7.1 |
| | | | | | | | 11 | 0 | 0.0 |
| | | | 12 | 0 | 0.0 | | | | |
| | HARDIN ISD | ALL | 64 | 5.8 | | GROESBECK ISD | ALL | 90 | 6.0 |
| | | KG | 8 | 9.0 | | | KG | - | 4.3 |
| | | 01 | 5 | 5.7 | | | 01 | 11 | 11.6 |
| | | 02 | - | 2.6 | | | 02 | 10 | 10.8 |
| | | 03 | 0 | 0.0 | | | 03 | 6 | 4.4 |
| | | 04 | - | 1.5 | | | 04 | - | 0.8 |
| | | 05 | - | 2.1 | | | 05 | 9 | 7.0 |
| | | 06 | 7 | 7.1 | | | 06 | 8 | 6.3 |
| | | 07 | 9 | 9.7 | | | 07 | - | 2.4 |
| | | 08 | - | 1.3 | | | 08 | - | 2.6 |
| | | 09 | 21 | 21.4 | | | 09 | 24 | 18.3 |
| | | 10 | - | 3.4 | | | 10 | 10 | 8.7 |
| | | 11 | - | 5.5 | | | 11 | - | 1.0 |
| 12 | - | 1.6 | 12 | 0 | 0.0 | | | | |
| | HULL-DAISETTA I | ALL | 36 | 5.3 | | MEXIA ISD | ALL | 74 | 3.8 |
| | | KG | - | 7.7 | | | KG | 10 | 5.8 |
| | | 01 | 7 | 13.5 | | | 01 | 20 | 12.2 |
| | | 02 | - | 3.2 | | | 02 | 5 | 3.2 |
| | | 03 | - | 4.4 | | | 03 | 7 | 4.0 |
| | | 04 | - | 2.0 | | | 04 | - | 2.7 |
| | | 05 | - | 1.9 | | | 05 | - | 0.7 |
| | | 06 | - | 3.7 | | | 06 | 0 | 0.0 |
| | | 07 | 0 | 0.0 | | | 07 | - | 0.7 |
| | | 08 | 0 | 0.0 | | | 08 | - | 1.3 |
| | | 09 | 11 | 15.1 | | | 09 | 13 | 8.3 |
| | | 10 | - | 10.8 | | | 10 | 5 | 3.8 |
| | | 11 | 0 | 0.0 | | | 11 | - | 3.2 |
| 12 | - | 5.7 | 12 | - | 1.5 | | | | |
| | LIBERTY ISD | ALL | 72 | 3.3 | LIPSCOMB | BOOKER ISD | ALL | 6 | 1.6 |
| | | KG | 6 | 3.4 | | | KG | - | 3.2 |
| | | 01 | 15 | 9.3 | | | 01 | - | 12.5 |
| | | 02 | 10 | 4.9 | | | 02 | 0 | 0.0 |
| | | 03 | - | 0.6 | | | 03 | 0 | 0.0 |
| | | 04 | - | 1.8 | | | 04 | - | 3.4 |
| | | 05 | - | 1.3 | | | 05 | 0 | 0.0 |
| | | 06 | - | 2.3 | | | 06 | 0 | 0.0 |
| | | 07 | - | 0.6 | | | 07 | 0 | 0.0 |
| | | 08 | - | 1.2 | | | 08 | 0 | 0.0 |
| | | 09 | 17 | 9.4 | | | 09 | 0 | 0.0 |
| | | 10 | 5 | 3.4 | | | 10 | 0 | 0.0 |
| | | 11 | - | 1.3 | | | 11 | 0 | 0.0 |
| 12 | - | 3.3 | 12 | - | 4.2 | | | | |

NOTE: A DASH (-) INDICATES DATA ARE NOT REPORTED TO PROTECT STUDENT ANONYMITY.

APPENDIX D
1997-98 RETENTION RATES
DISTRICT RETENTION RATES BY GRADE

| COUNTY | DISTRICT | GRADE | 97-98 TOTAL RETAINED | 97-98 RETENTION RATE | COUNTY | DISTRICT | GRADE | 97-98 TOTAL RETAINED | 97-98 RETENTION RATE |
|----------------------|-----------------|-------|----------------------------|----------------------------|----------------|--------------|-------|----------------------------|----------------------------|
| LIPSCOMB (cont'd) | DARROUZETT ISD | ALL | - | 4.7 | LLANO | LLANO ISD | ALL | 34 | 2.3 |
| | | KG | - | 12.5 | | | KG | - | 1.6 |
| | | 01 | 0 | 0.0 | | | 01 | 5 | 4.5 |
| | | 02 | - | 14.3 | | | 02 | 5 | 3.8 |
| | | 03 | - | - | | | 03 | - | 0.8 |
| | | 04 | - | - | | | 04 | - | 0.9 |
| | | 05 | 0 | 0.0 | | | 05 | 0 | 0.0 |
| | | 06 | 0 | 0.0 | | | 06 | 0 | 0.0 |
| | | | | | | | 07 | - | 1.6 |
| | | | | | | | 08 | - | 0.9 |
| | | | | | | | 09 | 11 | 8.3 |
| | | | | | | | 10 | - | 3.4 |
| | | | | | | | 11 | - | 3.6 |
| | | | 12 | 0 | 0.0 | | | | |
| | FOLLETT ISD | ALL | - | 1.8 | LUBBOCK | FRENSHIP ISD | ALL | 180 | 3.8 |
| | | KG | - | 9.1 | | | KG | 15 | 3.9 |
| | | 01 | - | 20.0 | | | 01 | 35 | 8.5 |
| | | 02 | 0 | 0.0 | | | 02 | 11 | 2.6 |
| | | 03 | - | - | | | 03 | 5 | 1.3 |
| | | 04 | 0 | 0.0 | | | 04 | - | 1.1 |
| | | 05 | 0 | 0.0 | | | 05 | - | 0.9 |
| | | 06 | 0 | 0.0 | | | 06 | - | 0.8 |
| | | 07 | 0 | 0.0 | | | 07 | - | 0.7 |
| | | 08 | 0 | 0.0 | | | 08 | - | 1.0 |
| | | 09 | 0 | 0.0 | | | 09 | 68 | 17.3 |
| | | 10 | 0 | 0.0 | | | 10 | 17 | 5.7 |
| | | 11 | 0 | 0.0 | | | 11 | 8 | 2.9 |
| | 12 | 0 | 0.0 | 12 | - | 1.5 | | | |
| | HIGGINS ISD | ALL | - | 2.1 | IDALOU ISD | ALL | 12 | 1.6 | |
| | | KG | - | - | | KG | - | 6.0 | |
| | | 01 | - | - | | 01 | 5 | 7.9 | |
| | | 02 | 0 | 0.0 | | 02 | - | 1.5 | |
| | | 03 | 0 | 0.0 | | 03 | 0 | 0.0 | |
| | | 04 | 0 | 0.0 | | 04 | 0 | 0.0 | |
| | | 05 | 0 | 0.0 | | 05 | 0 | 0.0 | |
| | | 06 | 0 | 0.0 | | 06 | 0 | 0.0 | |
| | | 07 | - | 12.5 | | 07 | 0 | 0.0 | |
| | | 08 | - | 8.3 | | 08 | 0 | 0.0 | |
| | | 09 | 0 | 0.0 | | 09 | 0 | 0.0 | |
| | | 10 | 0 | 0.0 | | 10 | - | 1.4 | |
| | | 11 | 0 | 0.0 | | 11 | 0 | 0.0 | |
| | 12 | 0 | 0.0 | 12 | - | 4.3 | | | |
| LIVE OAK | GEORGE WEST ISD | ALL | 33 | 2.7 | LUBBOCK ISD | ALL | 753 | 2.7 | |
| | | KG | - | 3.1 | | KG | 69 | 3.1 | |
| | | 01 | - | 2.1 | | 01 | 148 | 6.2 | |
| | | 02 | - | 1.1 | | 02 | 70 | 3.1 | |
| | | 03 | - | 1.1 | | 03 | 35 | 1.6 | |
| | | 04 | 0 | 0.0 | | 04 | 9 | 0.4 | |
| | | 05 | 0 | 0.0 | | 05 | 8 | 0.4 | |
| | | 06 | - | 1.0 | | 06 | 12 | 0.5 | |
| | | 07 | - | 1.1 | | 07 | 29 | 1.2 | |
| | | 08 | - | 2.0 | | 08 | 29 | 1.3 | |
| | | 09 | 15 | 12.9 | | 09 | 117 | 5.1 | |
| | | 10 | - | 3.4 | | 10 | 58 | 2.8 | |
| | | 11 | - | 4.2 | | 11 | 82 | 5.1 | |
| 12 | 0 | 0.0 | 12 | 87 | 4.7 | | | | |
| | THREE RIVERS IS | ALL | 16 | 2.2 | LUBBOCK-COOPER | ALL | 85 | 4.9 | |
| | | KG | 0 | 0.0 | | KG | 16 | 12.5 | |
| | | 01 | 5 | 8.1 | | 01 | 16 | 12.6 | |
| | | 02 | 0 | 0.0 | | 02 | 12 | 8.7 | |
| | | 03 | - | 1.9 | | 03 | - | 2.9 | |
| | | 04 | 0 | 0.0 | | 04 | 0 | 0.0 | |
| | | 05 | 0 | 0.0 | | 05 | - | 2.2 | |
| | | 06 | 0 | 0.0 | | 06 | 6 | 4.3 | |
| | | 07 | - | 2.3 | | 07 | - | 2.7 | |
| | | 08 | 0 | 0.0 | | 08 | - | 1.5 | |
| | | 09 | 5 | 7.5 | | 09 | 10 | 6.7 | |
| | | 10 | - | 2.1 | | 10 | 5 | 4.0 | |
| | | 11 | - | 4.8 | | 11 | - | 2.9 | |
| | 12 | 0 | 0.0 | 12 | - | 3.1 | | | |

NOTE: A DASH (-) INDICATES DATA ARE NOT REPORTED TO PROTECT STUDENT ANONYMITY.

APPENDIX D
1997-98 RETENTION RATES
DISTRICT RETENTION RATES BY GRADE

| COUNTY | DISTRICT | GRADE | 97-98 TOTAL RETAINED | 97-98 RETENTION RATE | COUNTY | DISTRICT | GRADE | 97-98 TOTAL RETAINED | 97-98 RETENTION RATE | |
|---------------------|-----------------|--------------|----------------------------|----------------------------|------------------|-----------------|-----------------|----------------------------|----------------------------|------|
| LUBBOCK (cont'd) | NEW DEAL ISD | ALL | 13 | 2.1 | LYNN (cont'd) | O'DONNELL ISD | ALL | 5 | 1.3 | |
| | | KG | - | 2.8 | | | KG | 0 | 0.0 | |
| | | 01 | - | 7.1 | | | 01 | 0 | 0.0 | |
| | | 02 | - | 5.0 | | | 02 | 0 | 0.0 | |
| | | 03 | - | 2.3 | | | 03 | 0 | 0.0 | |
| | | 04 | 0 | 0.0 | | | 04 | 0 | 0.0 | |
| | | 05 | 0 | 0.0 | | | 05 | 0 | 0.0 | |
| | | 06 | 0 | 0.0 | | | 06 | 0 | 0.0 | |
| | | 07 | 0 | 0.0 | | | 07 | 0 | 0.0 | |
| | | 08 | 0 | 0.0 | | | 08 | 0 | 0.0 | |
| | | 09 | - | 7.1 | | | 09 | - | 5.4 | |
| | | 10 | - | 3.1 | | | 10 | - | 2.9 | |
| 11 | 0 | 0.0 | 11 | 0 | 0.0 | | | | | |
| 12 | 0 | 0.0 | 12 | - | 7.4 | | | | | |
| | ROOSEVELT ISD | ALL | 54 | 4.5 | | TAHOKA ISD | ALL | 12 | 1.6 | |
| | | KG | 7 | 6.9 | | | KG | - | 1.8 | |
| | | 01 | 8 | 9.5 | | | 01 | - | 1.7 | |
| | | 02 | 6 | 7.4 | | | 02 | - | 1.8 | |
| | | 03 | - | 1.9 | | | 03 | 0 | 0.0 | |
| | | 04 | - | 1.1 | | | 04 | - | 2.8 | |
| | | 05 | 6 | 6.2 | | | 05 | 0 | 0.0 | |
| | | 06 | - | 3.3 | | | 06 | 0 | 0.0 | |
| | | 07 | - | 3.5 | | | 07 | 0 | 0.0 | |
| | | 08 | 7 | 6.3 | | | 08 | 0 | 0.0 | |
| | | 09 | 6 | 5.9 | | | 09 | 5 | 8.8 | |
| | | 10 | - | 2.4 | | | 10 | 0 | 0.0 | |
| | 11 | 0 | 0.0 | | 11 | - | 4.0 | | | |
| | 12 | - | 2.8 | | 12 | 0 | 0.0 | | | |
| | SHALLOWATER ISD | ALL | 25 | 2.3 | | WILSON ISD | ALL | 9 | 4.1 | |
| | | KG | - | 2.9 | | | KG | 0 | 0.0 | |
| | | 01 | 8 | 9.3 | | | 01 | - | 5.9 | |
| | | 02 | - | 3.3 | | | 02 | 0 | 0.0 | |
| | | 03 | - | 3.8 | | | 03 | 0 | 0.0 | |
| | | 04 | 0 | 0.0 | | | 04 | 0 | 0.0 | |
| | | 05 | 0 | 0.0 | | | 05 | 0 | 0.0 | |
| | | 06 | 0 | 0.0 | | | 06 | - | 5.9 | |
| | | 07 | - | 1.0 | | | 07 | - | 15.0 | |
| | | 08 | - | 4.0 | | | 08 | - | 4.2 | |
| | | 09 | - | 3.6 | | | 09 | - | 11.1 | |
| | | 10 | 0 | 0.0 | | | 10 | - | 5.0 | |
| | 11 | 0 | 0.0 | | 11 | 0 | 0.0 | | | |
| | 12 | 0 | 0.0 | | 12 | 0 | 0.0 | | | |
| | SLATON ISD | ALL | 33 | 2.4 | | MADISONVILLE CO | ALL | 35 | 1.9 | |
| | | KG | 0 | 0.0 | | | KG | - | 1.3 | |
| | | 01 | 5 | 4.2 | | | 01 | 10 | 6.4 | |
| | | 02 | - | 2.0 | | | 02 | 0 | 0.0 | |
| | | 03 | - | 1.0 | | | 03 | - | 2.2 | |
| | | 04 | - | 1.0 | | | 04 | - | 1.3 | |
| | | 05 | 0 | 0.0 | | | 05 | - | 1.4 | |
| | | 06 | 5 | 4.2 | | | 06 | - | 1.4 | |
| | | 07 | 0 | 0.0 | | | 07 | - | 0.7 | |
| | | 08 | - | 3.0 | | | 08 | 0 | 0.0 | |
| | | 09 | - | 3.4 | | | 09 | - | 2.8 | |
| | | 10 | 5 | 4.8 | | | 10 | - | 1.7 | |
| | 11 | - | 4.0 | | 11 | - | 2.8 | | | |
| | 12 | - | 3.2 | | 12 | - | 4.7 | | | |
| | LYNN | NEW HOME ISD | ALL | 7 | 3.4 | | NORTH ZULCH ISD | ALL | 10 | 3.3 |
| | | | KG | 0 | 0.0 | | | KG | - | 4.5 |
| | | | 01 | 0 | 0.0 | | | 01 | - | 10.0 |
| | | | 02 | 0 | 0.0 | | | 02 | 0 | 0.0 |
| | | | 03 | - | 7.1 | | | 03 | 0 | 0.0 |
| | | | 04 | 0 | 0.0 | | | 04 | - | 4.2 |
| | | | 05 | - | 6.3 | | | 05 | - | 3.2 |
| | | | 06 | 0 | 0.0 | | | 06 | 0 | 0.0 |
| | | | 07 | - | 19.0 | | | 07 | 0 | 0.0 |
| | | | 08 | 0 | 0.0 | | | 08 | 0 | 0.0 |
| | | | 09 | - | 6.3 | | | 09 | - | 15.4 |
| | | | 10 | 0 | 0.0 | | | 10 | - | 3.4 |
| | 11 | 0 | 0.0 | | 11 | 0 | 0.0 | | | |
| | 12 | 0 | 0.0 | | | | | | | |

NOTE: A DASH (-) INDICATES DATA ARE NOT REPORTED TO PROTECT STUDENT ANONYMITY.

APPENDIX D
1997-98 RETENTION RATES
DISTRICT RETENTION RATES BY GRADE

| COUNTY | DISTRICT | GRADE | 97-98 TOTAL RETAINED | 97-98 RETENTION RATE | COUNTY | DISTRICT | GRADE | 97-98 TOTAL RETAINED | 97-98 RETENTION RATE |
|-----------|---------------|-------------|----------------------------|----------------------------|-----------------------|----------------|-------|----------------------------|----------------------------|
| MARION | JEFFERSON ISD | ALL | 45 | 3.2 | MATAGORDA (cont'd) | MATAGORDA ISD | ALL | 5 | 6.5 |
| | | KG | - | 1.1 | | | KG | - | 20.0 |
| | | 01 | - | 1.1 | | | 01 | - | 8.3 |
| | | 02 | 0 | 0.0 | | | 02 | 0 | 0.0 |
| | | 03 | 0 | 0.0 | | | 03 | - | 9.1 |
| | | 04 | - | 0.8 | | | 04 | 0 | 0.0 |
| | | 05 | 0 | 0.0 | | | 05 | - | 9.1 |
| | | 06 | 0 | 0.0 | | | 06 | 0 | 0.0 |
| | | 07 | - | 2.4 | | | | | |
| | | 08 | - | 0.9 | | | | | |
| | | 09 | 30 | 19.5 | | | | | |
| | | 10 | 7 | 7.1 | | | | | |
| | | 11 | 0 | 0.0 | | | | | |
| 12 | - | 1.4 | | | | | | | |
| MARTIN | GRADY ISD | ALL | - | 1.4 | PALACIOS ISD | ALL | 54 | 3.4 | |
| | | KG | 0 | 0.0 | | KG | - | 3.0 | |
| | | 01 | 0 | 0.0 | | 01 | 7 | 5.6 | |
| | | 02 | 0 | 0.0 | | 02 | 7 | 5.4 | |
| | | 03 | 0 | 0.0 | | 03 | 0 | 0.0 | |
| | | 04 | - | 7.1 | | 04 | 5 | 3.6 | |
| | | 05 | 0 | 0.0 | | 05 | 5 | 4.0 | |
| | | 06 | 0 | 0.0 | | 06 | - | 1.5 | |
| | | 07 | - | 6.3 | | 07 | - | 1.5 | |
| | | 08 | - | 4.8 | | 08 | 0 | 0.0 | |
| | | 09 | 0 | 0.0 | | 09 | 14 | 10.8 | |
| | | 10 | 0 | 0.0 | | 10 | - | 2.7 | |
| | 11 | 0 | 0.0 | 11 | - | 3.5 | | | |
| | 12 | 0 | 0.0 | 12 | - | 2.3 | | | |
| | STANTON ISD | STANTON ISD | ALL | 37 | 4.7 | TIDEHAVEN ISD | ALL | 39 | 4.2 |
| | | | KG | - | 3.1 | | KG | 0 | 0.0 |
| | | | 01 | 8 | 12.1 | | 01 | 8 | 9.8 |
| | | | 02 | 5 | 7.2 | | 02 | 0 | 0.0 |
| | | | 03 | - | 4.8 | | 03 | - | 5.9 |
| | | | 04 | - | 4.2 | | 04 | - | 2.6 |
| | | | 05 | - | 1.5 | | 05 | - | 1.5 |
| | | | 06 | 0 | 0.0 | | 06 | 0 | 0.0 |
| | | | 07 | 0 | 0.0 | | 07 | - | 4.4 |
| | | | 08 | 0 | 0.0 | | 08 | 0 | 0.0 |
| 09 | | | 12 | 18.8 | 09 | | 16 | 22.5 | |
| 10 | | | - | 4.8 | 10 | | - | 2.9 | |
| 11 | 0 | 0.0 | 11 | - | 1.3 | | | | |
| 12 | - | - | 12 | - | 3.1 | | | | |
| MASON | MASON ISD | ALL | 18 | 3.1 | VAN VLECK ISD | ALL | 33 | 3.6 | |
| | | KG | 13 | 30.2 | | KG | - | 4.3 | |
| | | 01 | - | 2.6 | | 01 | - | 4.5 | |
| | | 02 | 0 | 0.0 | | 02 | - | 3.9 | |
| | | 03 | 0 | 0.0 | | 03 | 0 | 0.0 | |
| | | 04 | 0 | 0.0 | | 04 | - | 1.3 | |
| | | 05 | - | 1.9 | | 05 | 0 | 0.0 | |
| | | 06 | 0 | 0.0 | | 06 | 0 | 0.0 | |
| | | 07 | 0 | 0.0 | | 07 | - | 3.1 | |
| | | 08 | 0 | 0.0 | | 08 | - | 3.5 | |
| | | 09 | - | 1.8 | | 09 | 17 | 20.2 | |
| | | 10 | - | 2.0 | | 10 | 0 | 0.0 | |
| | | 11 | 0 | 0.0 | | 11 | - | 1.7 | |
| 12 | - | 2.3 | 12 | 0 | 0.0 | | | | |
| MATAGORDA | BAY CITY ISD | ALL | 242 | 5.7 | MAVERICK | EAGLE PASS ISD | ALL | 802 | 7.3 |
| | | KG | - | 1.3 | | | KG | 9 | 0.9 |
| | | 01 | 34 | 9.4 | | | 01 | 112 | 11.4 |
| | | 02 | - | 0.8 | | | 02 | 87 | 9.6 |
| | | 03 | - | 0.3 | | | 03 | 75 | 8.3 |
| | | 04 | - | 0.6 | | | 04 | 17 | 1.9 |
| | | 05 | 8 | 2.3 | | | 05 | 8 | 0.9 |
| | | 06 | 8 | 2.5 | | | 06 | 9 | 1.1 |
| | | 07 | 8 | 2.2 | | | 07 | 62 | 7.1 |
| | | 08 | 5 | 1.4 | | | 08 | 26 | 3.0 |
| | | 09 | 111 | 27.3 | | | 09 | 145 | 16.2 |
| | | 10 | 38 | 13.2 | | | 10 | 134 | 17.3 |
| | | 11 | 11 | 4.7 | | | 11 | 84 | 13.0 |
| 12 | 9 | 3.7 | 12 | 34 | 6.2 | | | | |

NOTE: A DASH (-) INDICATES DATA ARE NOT REPORTED TO PROTECT STUDENT ANONYMITY.

APPENDIX D
1997-98 RETENTION RATES
DISTRICT RETENTION RATES BY GRADE

| COUNTY | DISTRICT | GRADE | 97-98 TOTAL RETAINED | 97-98 RETENTION RATE | COUNTY | DISTRICT | GRADE | 97-98 TOTAL RETAINED | 97-98 RETENTION RATE |
|-----------|-----------------|-------|----------------------------|----------------------------|----------------------|-----------------|-------|----------------------------|----------------------------|
| MCCULLOCH | BRADY ISD | ALL | 44 | 3.3 | MCLENNAN (cont'd) | BRUCEVILLE-EDDY | ALL | 17 | 2.1 |
| | | KG | 10 | 10.2 | | | KG | 0 | 0.0 |
| | | 01 | 7 | 6.5 | | | 01 | - | 6.3 |
| | | 02 | - | 0.8 | | | 02 | - | 1.4 |
| | | 03 | - | 2.6 | | | 03 | 0 | 0.0 |
| | | 04 | - | 0.9 | | | 04 | 0 | 0.0 |
| | | 05 | 0 | 0.0 | | | 05 | 0 | 0.0 |
| | | 06 | - | 2.8 | | | 06 | 0 | 0.0 |
| | | 07 | 0 | 0.0 | | | 07 | - | 1.6 |
| | | 08 | 0 | 0.0 | | | 08 | - | 3.3 |
| | | 09 | 11 | 10.6 | | | 09 | 7 | 10.1 |
| | | 10 | 5 | 6.3 | | | 10 | - | 1.9 |
| 11 | - | 2.5 | 11 | - | 2.6 | | | | |
| 12 | - | 1.3 | 12 | 0 | 0.0 | | | | |
| | LOHN ISD | ALL | 0 | 0.0 | | CHINA SPRING IS | ALL | 24 | 1.8 |
| | | KG | - | - | | | KG | - | 4.7 |
| | | 01 | - | - | | | 01 | 0 | 0.0 |
| | | 02 | - | - | | | 02 | - | 1.0 |
| | | 03 | 0 | 0.0 | | | 03 | 0 | 0.0 |
| | | 04 | - | - | | | 04 | - | 2.5 |
| | | 05 | 0 | 0.0 | | | 05 | - | 1.0 |
| | | 06 | 0 | 0.0 | | | 06 | - | 0.9 |
| | | 07 | 0 | 0.0 | | | 07 | - | 0.8 |
| | | 08 | 0 | 0.0 | | | 08 | - | 2.8 |
| | | 09 | 0 | 0.0 | | | 09 | - | 2.7 |
| | | 10 | 0 | 0.0 | | | 10 | - | 3.1 |
| 11 | 0 | 0.0 | 11 | 0 | 0.0 | | | | |
| 12 | 0 | 0.0 | 12 | - | 3.1 | | | | |
| | ROCHELLE ISD | ALL | 5 | 2.7 | | CONNALLY ISD | ALL | 79 | 3.5 |
| | | KG | 0 | 0.0 | | | KG | 7 | 4.0 |
| | | 01 | - | 23.1 | | | 01 | 15 | 8.0 |
| | | 02 | 0 | 0.0 | | | 02 | - | 1.7 |
| | | 03 | 0 | 0.0 | | | 03 | 5 | 2.7 |
| | | 04 | 0 | 0.0 | | | 04 | - | 0.6 |
| | | 05 | 0 | 0.0 | | | 05 | 0 | 0.0 |
| | | 06 | - | 6.3 | | | 06 | - | 1.7 |
| | | 07 | 0 | 0.0 | | | 07 | 5 | 2.7 |
| | | 08 | 0 | 0.0 | | | 08 | 6 | 3.2 |
| | | 09 | 0 | 0.0 | | | 09 | 19 | 11.0 |
| | | 10 | 0 | 0.0 | | | 10 | 7 | 4.0 |
| 11 | 0 | 0.0 | 11 | - | 2.6 | | | | |
| 12 | - | 7.7 | 12 | - | 2.9 | | | | |
| MCLENNAN | AXTELL ISD | ALL | 23 | 3.7 | | CRAWFORD ISD | ALL | 5 | 0.9 |
| | | KG | - | 3.3 | | | KG | - | 10.5 |
| | | 01 | 0 | 0.0 | | | 01 | - | 3.1 |
| | | 02 | - | 3.1 | | | 02 | 0 | 0.0 |
| | | 03 | - | 2.4 | | | 03 | 0 | 0.0 |
| | | 04 | 0 | 0.0 | | | 04 | 0 | 0.0 |
| | | 05 | 0 | 0.0 | | | 05 | 0 | 0.0 |
| | | 06 | - | 4.2 | | | 06 | 0 | 0.0 |
| | | 07 | - | 2.7 | | | 07 | 0 | 0.0 |
| | | 08 | - | 4.2 | | | 08 | 0 | 0.0 |
| | | 09 | 9 | 13.0 | | | 09 | 0 | 0.0 |
| | | 10 | - | 3.3 | | | 10 | 0 | 0.0 |
| 11 | - | 5.6 | 11 | 0 | 0.0 | | | | |
| 12 | 0 | 0.0 | 12 | 0 | 0.0 | | | | |
| | BOSQUEVILLE ISD | ALL | 6 | 1.4 | | GHOLSON ISD | ALL | 0 | 0.0 |
| | | KG | 0 | 0.0 | | | KG | 0 | 0.0 |
| | | 01 | - | 6.5 | | | 01 | 0 | 0.0 |
| | | 02 | 0 | 0.0 | | | 02 | 0 | 0.0 |
| | | 03 | - | 3.3 | | | 03 | 0 | 0.0 |
| | | 04 | - | 3.1 | | | 04 | 0 | 0.0 |
| | | 05 | 0 | 0.0 | | | 05 | 0 | 0.0 |
| | | 06 | 0 | 0.0 | | | 06 | 0 | 0.0 |
| | | 07 | 0 | 0.0 | | | 07 | 0 | 0.0 |
| | | 08 | 0 | 0.0 | | | 08 | 0 | 0.0 |
| | | 09 | - | 2.7 | | | | | |
| | | 10 | 0 | 0.0 | | | | | |
| 11 | 0 | 0.0 | | | | | | | |
| 12 | 0 | 0.0 | | | | | | | |

NOTE: A DASH (-) INDICATES DATA ARE NOT REPORTED TO PROTECT STUDENT ANONYMITY.

APPENDIX D
1997-98 RETENTION RATES
DISTRICT RETENTION RATES BY GRADE

| COUNTY | DISTRICT | GRADE | 97-98 TOTAL RETAINED | 97-98 RETENTION RATE | COUNTY | DISTRICT | GRADE | 97-98 TOTAL RETAINED | 97-98 RETENTION RATE |
|----------------------|---------------|-------|----------------------------|----------------------------|----------------------|-----------------|-------|----------------------------|----------------------------|
| MCLENNAN (cont'd) | HALLSBURG ISD | ALL | - | 3.0 | MCLENNAN (cont'd) | MIDWAY ISD | ALL | 140 | 2.6 |
| | | KG | - | 8.3 | | | KG | 8 | 2.3 |
| | | 01 | 0 | 0.0 | | | 01 | 20 | 5.0 |
| | | 02 | - | 14.3 | | | 02 | 7 | 1.7 |
| | | 03 | - | 6.7 | | | 03 | - | 0.3 |
| | | 04 | 0 | 0.0 | | | 04 | 0 | 0.0 |
| | | 05 | 0 | 0.0 | | | 05 | - | 0.2 |
| | | 06 | 0 | 0.0 | | | 06 | - | 0.7 |
| | | | | | | | 07 | - | 0.7 |
| | | | | | | | 08 | - | 0.5 |
| | | | | | | | 09 | 65 | 13.2 |
| | | | | | | | 10 | 21 | 5.3 |
| | | | | | | | 11 | 7 | 1.9 |
| | | | 12 | - | 0.5 | | | | |
| | LA VEGA ISD | ALL | 160 | 7.2 | | MOODY ISD | ALL | 21 | 3.0 |
| | | KG | 7 | 3.6 | KG | | 0 | 0.0 | |
| | | 01 | 6 | 3.4 | 01 | | - | 6.0 | |
| | | 02 | 9 | 4.8 | 02 | | - | 1.6 | |
| | | 03 | 7 | 4.0 | 03 | | - | 2.2 | |
| | | 04 | 11 | 5.8 | 04 | | 0 | 0.0 | |
| | | 05 | 9 | 4.3 | 05 | | 0 | 0.0 | |
| | | 06 | 6 | 3.8 | 06 | | 0 | 0.0 | |
| | | 07 | 15 | 8.7 | 07 | | 0 | 0.0 | |
| | | 08 | 13 | 6.5 | 08 | | 0 | 0.0 | |
| | | 09 | 49 | 26.2 | 09 | | 11 | 16.9 | |
| | | 10 | 11 | 8.3 | 10 | | - | 8.9 | |
| | | 11 | 14 | 10.9 | 11 | | - | 2.4 | |
| | 12 | - | 3.1 | 12 | 0 | 0.0 | | | |
| | LORENA ISD | ALL | 46 | 3.4 | | RIESEL ISD | ALL | 11 | 1.9 |
| | | KG | - | 4.0 | KG | | - | 2.1 | |
| | | 01 | - | 4.8 | 01 | | - | 6.1 | |
| | | 02 | - | 3.5 | 02 | | - | 3.0 | |
| | | 03 | 0 | 0.0 | 03 | | 0 | 0.0 | |
| | | 04 | 0 | 0.0 | 04 | | 0 | 0.0 | |
| | | 05 | - | 2.6 | 05 | | 0 | 0.0 | |
| | | 06 | 7 | 5.3 | 06 | | 0 | 0.0 | |
| | | 07 | - | 1.8 | 07 | | - | 4.4 | |
| | | 08 | - | 3.7 | 08 | | 0 | 0.0 | |
| | | 09 | 8 | 6.6 | 09 | | - | 6.0 | |
| | | 10 | - | 1.0 | 10 | | - | 1.9 | |
| | | 11 | - | 1.0 | 11 | | - | 2.0 | |
| | 12 | 9 | 9.6 | 12 | 0 | 0.0 | | | |
| | MART ISD | ALL | 12 | 1.8 | | ROBINSON ISD | ALL | 33 | 1.8 |
| | | KG | - | 7.9 | KG | | - | 3.2 | |
| | | 01 | 0 | 0.0 | 01 | | - | 2.5 | |
| | | 02 | 0 | 0.0 | 02 | | - | 1.6 | |
| | | 03 | 0 | 0.0 | 03 | | - | 1.6 | |
| | | 04 | 0 | 0.0 | 04 | | 0 | 0.0 | |
| | | 05 | 0 | 0.0 | 05 | | 0 | 0.0 | |
| | | 06 | 0 | 0.0 | 06 | | - | 0.6 | |
| | | 07 | - | 1.6 | 07 | | 9 | 5.4 | |
| | | 08 | 0 | 0.0 | 08 | | - | 1.9 | |
| | | 09 | - | 6.6 | 09 | | 8 | 4.8 | |
| | | 10 | - | 1.6 | 10 | | 0 | 0.0 | |
| | | 11 | 0 | 0.0 | 11 | | - | 0.6 | |
| | 12 | - | 5.9 | 12 | 0 | 0.0 | | | |
| | MCGREGOR ISD | ALL | 46 | 4.3 | | WACO CHARTER SC | ALL | 5 | 4.5 |
| | | KG | 0 | 0.0 | KG | | - | 2.1 | |
| | | 01 | 0 | 0.0 | 01 | | - | 3.4 | |
| | | 02 | 0 | 0.0 | 02 | | - | 15.0 | |
| | | 03 | - | 1.3 | 03 | | 0 | 0.0 | |
| | | 04 | 0 | 0.0 | | | | | |
| | | 05 | 0 | 0.0 | | | | | |
| | | 06 | - | 1.2 | | | | | |
| | | 07 | 0 | 0.0 | | | | | |
| | | 08 | - | 1.2 | | | | | |
| | | 09 | 32 | 24.1 | | | | | |
| | | 10 | 5 | 6.8 | | | | | |
| | | 11 | - | 4.2 | | | | | |
| | 12 | - | 4.1 | | | | | | |

NOTE: A DASH (-) INDICATES DATA ARE NOT REPORTED TO PROTECT STUDENT ANONYMITY.

APPENDIX D
1997-98 RETENTION RATES
DISTRICT RETENTION RATES BY GRADE

| COUNTY | DISTRICT | GRADE | 97-98 TOTAL RETAINED | 97-98 RETENTION RATE | COUNTY | DISTRICT | GRADE | 97-98 TOTAL RETAINED | 97-98 RETENTION RATE | |
|----------------------|-----------------|-------|----------------------------|----------------------------|--------------------|-----------------|---------------|----------------------------|----------------------------|------|
| MCLENNAN (cont'd) | WACO ISD | ALL | 1,421 | 10.6 | MEDINA (cont'd) | HONDO ISD | ALL | 111 | 5.5 | |
| | | KG | 28 | 2.4 | | | KG | 6 | 3.9 | |
| | | 01 | 97 | 7.6 | | | 01 | 11 | 6.3 | |
| | | 02 | 84 | 7.2 | | | 02 | - | 1.2 | |
| | | 03 | 117 | 10.3 | | | 03 | 0 | 0.0 | |
| | | 04 | 93 | 7.9 | | | 04 | - | 1.7 | |
| | | 05 | 55 | 5.0 | | | 05 | 6 | 3.9 | |
| | | 06 | 140 | 12.2 | | | 06 | 5 | 3.1 | |
| | | 07 | 141 | 12.9 | | | 07 | 12 | 7.7 | |
| | | 08 | 168 | 16.0 | | | 08 | 10 | 6.9 | |
| | | 09 | 328 | 26.9 | | | 09 | 43 | 21.6 | |
| | | 10 | 95 | 13.5 | | | 10 | 6 | 5.3 | |
| 11 | 49 | 8.7 | 11 | - | 2.6 | | | | | |
| 12 | 26 | 4.4 | 12 | - | 3.3 | | | | | |
| | WEST ISD | ALL | 34 | 2.3 | | MEDINA VALLEY I | ALL | 122 | 4.9 | |
| | | KG | - | 3.3 | | | KG | 6 | 3.5 | |
| | | 01 | - | 4.1 | | | 01 | 15 | 8.2 | |
| | | 02 | 0 | 0.0 | | | 02 | 8 | 4.2 | |
| | | 03 | 0 | 0.0 | | | 03 | 5 | 3.2 | |
| | | 04 | 0 | 0.0 | | | 04 | - | 0.5 | |
| | | 05 | 0 | 0.0 | | | 05 | 5 | 2.4 | |
| | | 06 | - | 0.9 | | | 06 | 0 | 0.0 | |
| | | 07 | - | 0.9 | | | 07 | 7 | 3.3 | |
| | | 08 | 0 | 0.0 | | | 08 | - | 1.5 | |
| | | 09 | 10 | 6.9 | | | 09 | 39 | 16.6 | |
| | | 10 | 10 | 6.2 | | | 10 | 25 | 11.2 | |
| | 11 | - | 1.6 | | 11 | 6 | 3.9 | | | |
| | 12 | - | 3.4 | | 12 | - | 1.4 | | | |
| MCMULLEN | MCMULLEN COUNTY | ALL | - | 1.1 | | NATALIA ISD | ALL | 26 | 2.8 | |
| | | KG | 0 | 0.0 | | | KG | - | 4.7 | |
| | | 01 | - | 14.3 | | | 01 | - | 1.3 | |
| | | 02 | 0 | 0.0 | | | 02 | 0 | 0.0 | |
| | | 03 | 0 | 0.0 | | | 03 | - | 1.1 | |
| | | 04 | 0 | 0.0 | | | 04 | - | 1.4 | |
| | | 05 | 0 | 0.0 | | | 05 | 0 | 0.0 | |
| | | 06 | 0 | 0.0 | | | 06 | 5 | 7.2 | |
| | | 07 | 0 | 0.0 | | | 07 | - | 2.5 | |
| | | 08 | 0 | 0.0 | | | 08 | 5 | 5.7 | |
| | | 09 | 0 | 0.0 | | | 09 | - | 5.9 | |
| | | 10 | 0 | 0.0 | | | 10 | - | 5.3 | |
| 11 | 0 | 0.0 | 11 | 0 | 0.0 | | | | | |
| 12 | - | 5.0 | 12 | 0 | 0.0 | | | | | |
| MEDINA | D'HANIS ISD | ALL | 7 | 2.7 | | MENARD ISD | ALL | 12 | 2.6 | |
| | | KG | - | 9.1 | | | KG | - | 9.4 | |
| | | 01 | - | 10.0 | | | 01 | - | 8.8 | |
| | | 02 | - | 4.8 | | | 02 | - | 4.3 | |
| | | 03 | - | 10.5 | | | 03 | 0 | 0.0 | |
| | | 04 | 0 | 0.0 | | | 04 | - | 2.4 | |
| | | 05 | 0 | 0.0 | | | 05 | 0 | 0.0 | |
| | | 06 | 0 | 0.0 | | | 06 | - | 4.3 | |
| | | 07 | 0 | 0.0 | | | 07 | 0 | 0.0 | |
| | | 08 | 0 | 0.0 | | | 08 | - | 2.3 | |
| | | 09 | 0 | 0.0 | | | 09 | - | 2.3 | |
| | | 10 | 0 | 0.0 | | | 10 | 0 | 0.0 | |
| 11 | 0 | 0.0 | 11 | 0 | 0.0 | | | | | |
| 12 | - | 4.0 | 12 | 0 | 0.0 | | | | | |
| | DEVINE ISD | ALL | 54 | 3.2 | | MIDLAND | GREENWOOD ISD | ALL | 64 | 4.0 |
| | | KG | 10 | 7.2 | | | | KG | 10 | 9.4 |
| | | 01 | - | 3.3 | | | | 01 | 7 | 7.1 |
| | | 02 | - | 2.5 | | | | 02 | - | 1.7 |
| | | 03 | 0 | 0.0 | | | | 03 | - | 3.3 |
| | | 04 | - | 0.8 | | | | 04 | - | 2.9 |
| | | 05 | 0 | 0.0 | | | | 05 | 0 | 0.0 |
| | | 06 | - | 1.5 | | | | 06 | - | 2.8 |
| | | 07 | - | 1.5 | | | | 07 | 7 | 5.4 |
| | | 08 | - | 0.6 | | | | 08 | 0 | 0.0 |
| | | 09 | 27 | 18.4 | | | | 09 | 22 | 16.3 |
| | | 10 | - | 0.9 | | | | 10 | - | 0.8 |
| 11 | - | 1.7 | 11 | - | 1.9 | | | | | |
| 12 | - | 0.8 | 12 | - | 0.9 | | | | | |

NOTE: A DASH (-) INDICATES DATA ARE NOT REPORTED TO PROTECT STUDENT ANONYMITY.

APPENDIX D
1997-98 RETENTION RATES
DISTRICT RETENTION RATES BY GRADE

| COUNTY | DISTRICT | GRADE | 97-98 TOTAL RETAINED | 97-98 RETENTION RATE | COUNTY | DISTRICT | GRADE | 97-98 TOTAL RETAINED | 97-98 RETENTION RATE |
|---------------------|---------------|-------|----------------------------|----------------------------|-------------------|-----------------|-------|----------------------------|----------------------------|
| MIDLAND (cont'd) | MIDLAND ISD | ALL | 929 | 4.5 | MILAM (cont'd) | ROCKDALE ISD | ALL | 52 | 3.0 |
| | | KG | 63 | 4.0 | | | KG | - | 2.3 |
| | | 01 | 75 | 4.5 | | | 01 | - | 2.4 |
| | | 02 | 50 | 2.9 | | | 02 | - | 2.4 |
| | | 03 | 22 | 1.4 | | | 03 | 0 | 0.0 |
| | | 04 | 16 | 1.0 | | | 04 | 0 | 0.0 |
| | | 05 | 18 | 1.1 | | | 05 | 0 | 0.0 |
| | | 06 | 10 | 0.6 | | | 06 | - | 1.7 |
| | | 07 | 26 | 1.5 | | | 07 | - | 1.7 |
| | | 08 | 28 | 1.6 | | | 08 | - | 0.7 |
| | | 09 | 275 | 16.0 | | | 09 | 25 | 14.7 |
| | | 10 | 247 | 14.5 | | | 10 | 6 | 4.3 |
| | | 11 | 64 | 5.1 | | | 11 | - | 2.9 |
| 12 | 35 | 2.9 | 12 | - | 2.5 | | | | |
| MILAM | BUCKHOLTS ISD | ALL | 9 | 5.5 | THORNDALE ISD | ALL | 9 | 2.1 | |
| | | KG | 0 | 0.0 | | KG | - | 8.0 | |
| | | 01 | - | 15.4 | | 01 | 0 | 0.0 | |
| | | 02 | - | 6.7 | | 02 | 0 | 0.0 | |
| | | 03 | - | 11.1 | | 03 | - | 3.0 | |
| | | 04 | - | 5.9 | | 04 | 0 | 0.0 | |
| | | 05 | 0 | 0.0 | | 05 | - | 3.7 | |
| | | 06 | - | 14.3 | | 06 | 0 | 0.0 | |
| | | 07 | - | 7.1 | | 07 | - | 5.7 | |
| | | 08 | 0 | 0.0 | | 08 | - | 3.4 | |
| | | 09 | - | 18.2 | | 09 | - | 1.9 | |
| | | 10 | 0 | 0.0 | | 10 | - | 2.4 | |
| | | 11 | 0 | 0.0 | | 11 | 0 | 0.0 | |
| 12 | 0 | 0.0 | 12 | 0 | 0.0 | | | | |
| | CAMERON ISD | ALL | 22 | 1.4 | MILLS | GOLDTHWAITE ISD | ALL | 10 | 1.6 |
| | | KG | - | 1.8 | | | KG | - | 4.5 |
| | | 01 | - | 0.8 | | | 01 | - | 4.8 |
| | | 02 | - | 0.8 | | | 02 | - | 4.3 |
| | | 03 | 0 | 0.0 | | | 03 | - | 1.9 |
| | | 04 | - | 0.9 | | | 04 | 0 | 0.0 |
| | | 05 | 0 | 0.0 | | | 05 | 0 | 0.0 |
| | | 06 | 0 | 0.0 | | | 06 | 0 | 0.0 |
| | | 07 | - | 2.0 | | | 07 | 0 | 0.0 |
| | | 08 | 0 | 0.0 | | | 08 | 0 | 0.0 |
| | | 09 | 12 | 8.0 | | | 09 | - | 3.6 |
| | | 10 | - | 1.0 | | | 10 | 0 | 0.0 |
| | | 11 | - | 1.0 | | | 11 | 0 | 0.0 |
| 12 | 0 | 0.0 | 12 | - | 2.4 | | | | |
| | GAUSE ISD | ALL | - | 2.3 | MULLIN ISD | ALL | - | 0.7 | |
| | | KG | - | 9.1 | | KG | 0 | 0.0 | |
| | | 01 | - | 3.6 | | 01 | 0 | 0.0 | |
| | | 02 | 0 | 0.0 | | 02 | 0 | 0.0 | |
| | | 03 | 0 | 0.0 | | 03 | 0 | 0.0 | |
| | | 04 | 0 | 0.0 | | 04 | 0 | 0.0 | |
| | | 05 | 0 | 0.0 | | 05 | 0 | 0.0 | |
| 06 | 0 | 0.0 | 06 | 0 | 0.0 | | | | |
| | MILANO ISD | ALL | 13 | 4.0 | PRIDY ISD | ALL | - | 2.0 | |
| | | KG | - | 9.5 | | KG | - | 11.1 | |
| | | 01 | - | 5.6 | | 01 | 0 | 0.0 | |
| | | 02 | 0 | 0.0 | | 02 | 0 | 0.0 | |
| | | 03 | 0 | 0.0 | | 03 | 0 | 0.0 | |
| | | 04 | - | 3.1 | | 04 | 0 | 0.0 | |
| | | 05 | 0 | 0.0 | | 05 | 0 | 0.0 | |
| | | 06 | 0 | 0.0 | | 06 | - | - | |
| | | 07 | - | 2.9 | | 07 | 0 | 0.0 | |
| | | 08 | 0 | 0.0 | | 08 | - | 7.7 | |
| | | 09 | 5 | 10.0 | | 09 | 0 | 0.0 | |
| | | 10 | - | 5.7 | | 10 | 0 | 0.0 | |
| | | 11 | 0 | 0.0 | | 11 | - | - | |
| 12 | - | - | | | | | | | |

NOTE: A DASH (-) INDICATES DATA ARE NOT REPORTED TO PROTECT STUDENT ANONYMITY.

APPENDIX D
1997-98 RETENTION RATES
DISTRICT RETENTION RATES BY GRADE

| COUNTY | DISTRICT | GRADE | 97-98 TOTAL RETAINED | 97-98 RETENTION RATE | COUNTY | DISTRICT | GRADE | 97-98 TOTAL RETAINED | 97-98 RETENTION RATE |
|-------------------|--------------|-------|----------------------------|----------------------------|----------------------|----------------|-------|----------------------------|----------------------------|
| MILLS (cont'd) | STAR ISD | ALL | - | 3.0 | MONTAGUE (cont'd) | FORESTBURG ISD | ALL | 0 | 0.0 |
| | | KG | - | 20.0 | | | KG | 0 | 0.0 |
| | | 01 | - | - | | | 01 | 0 | 0.0 |
| | | 02 | - | - | | | 02 | 0 | 0.0 |
| | | 03 | - | - | | | 03 | 0 | 0.0 |
| | | 04 | 0 | 0.0 | | | 04 | 0 | 0.0 |
| | | 05 | 0 | 0.0 | | | 05 | 0 | 0.0 |
| | | 06 | - | 11.1 | | | 06 | 0 | 0.0 |
| | | 07 | 0 | 0.0 | | | 07 | 0 | 0.0 |
| | | 08 | 0 | 0.0 | | | 08 | 0 | 0.0 |
| | | 09 | 0 | 0.0 | | | 09 | 0 | 0.0 |
| | | 10 | - | 11.1 | | | 10 | 0 | 0.0 |
| 11 | 0 | 0.0 | 11 | 0 | 0.0 | | | | |
| 12 | - | - | 12 | 0 | 0.0 | | | | |
| MITCHELL | COLORADO ISD | ALL | 30 | 2.7 | GOLD BURG ISD | ALL | - | 0.9 | |
| | | KG | 5 | 6.0 | | KG | 0 | 0.0 | |
| | | 01 | - | 4.8 | | 01 | 0 | 0.0 | |
| | | 02 | - | 2.3 | | 02 | - | - | |
| | | 03 | 0 | 0.0 | | 03 | 0 | 0.0 | |
| | | 04 | - | 1.3 | | 04 | 0 | 0.0 | |
| | | 05 | 0 | 0.0 | | 05 | 0 | 0.0 | |
| | | 06 | - | 1.2 | | 06 | 0 | 0.0 | |
| | | 07 | - | 1.0 | | 07 | - | 8.3 | |
| | | 08 | - | 1.2 | | 08 | 0 | 0.0 | |
| | | 09 | 11 | 10.6 | | 09 | 0 | 0.0 | |
| | | 10 | - | 2.4 | | 10 | 0 | 0.0 | |
| | 11 | - | 2.3 | 11 | 0 | 0.0 | | | |
| | 12 | 0 | 0.0 | 12 | 0 | 0.0 | | | |
| | LORAIN ISD | ALL | 19 | 11.1 | MONTAGUE ISD | ALL | 0 | 0.0 | |
| | | KG | - | 7.7 | | KG | - | - | |
| | | 01 | - | 20.0 | | 01 | - | - | |
| | | 02 | 0 | 0.0 | | 02 | - | - | |
| | | 03 | - | 11.1 | | 03 | 0 | 0.0 | |
| | | 04 | 6 | 31.6 | | 04 | 0 | 0.0 | |
| | | 05 | - | 23.5 | | 05 | 0 | 0.0 | |
| | | 06 | - | 15.4 | | 06 | 0 | 0.0 | |
| | | 07 | 0 | 0.0 | | 07 | 0 | 0.0 | |
| | | 08 | 0 | 0.0 | | 08 | 0 | 0.0 | |
| 09 | | 0 | 0.0 | | | | | | |
| 10 | | - | 6.7 | | | | | | |
| 11 | - | 8.3 | | | | | | | |
| 12 | 0 | 0.0 | | | | | | | |
| WESTBROOK ISD | ALL | - | 2.3 | NOCONA ISD | ALL | - | 0.5 | | |
| | KG | 0 | 0.0 | | KG | - | 2.6 | | |
| | 01 | - | 9.1 | | 01 | 0 | 0.0 | | |
| | 02 | 0 | 0.0 | | 02 | 0 | 0.0 | | |
| | 03 | 0 | 0.0 | | 03 | 0 | 0.0 | | |
| | 04 | 0 | 0.0 | | 04 | 0 | 0.0 | | |
| | 05 | 0 | 0.0 | | 05 | 0 | 0.0 | | |
| | 06 | 0 | 0.0 | | 06 | 0 | 0.0 | | |
| | 07 | 0 | 0.0 | | 07 | 0 | 0.0 | | |
| | 08 | 0 | 0.0 | | 08 | - | 1.4 | | |
| | 09 | - | 9.1 | | 09 | 0 | 0.0 | | |
| | 10 | 0 | 0.0 | | 10 | - | 1.6 | | |
| 11 | - | 11.1 | 11 | 0 | 0.0 | | | | |
| 12 | 0 | 0.0 | 12 | 0 | 0.0 | | | | |
| MONTAGUE | BOWIE ISD | ALL | 29 | 1.9 | PRAIRIE VALLEY | ALL | - | 2.2 | |
| | | KG | 5 | 4.3 | | KG | 0 | 0.0 | |
| | | 01 | 6 | 5.6 | | 01 | 0 | 0.0 | |
| | | 02 | - | 1.4 | | 02 | 0 | 0.0 | |
| | | 03 | - | 2.4 | | 03 | 0 | 0.0 | |
| | | 04 | - | 0.8 | | 04 | - | 12.5 | |
| | | 05 | 0 | 0.0 | | 05 | - | 7.1 | |
| | | 06 | - | 0.7 | | 06 | 0 | 0.0 | |
| | | 07 | 0 | 0.0 | | 07 | 0 | 0.0 | |
| | | 08 | 0 | 0.0 | | 08 | 0 | 0.0 | |
| | | 09 | 6 | 5.3 | | 09 | - | 4.8 | |
| | | 10 | - | 2.5 | | 10 | 0 | 0.0 | |
| 11 | 0 | 0.0 | 11 | 0 | 0.0 | | | | |
| 12 | - | 2.5 | 12 | 0 | 0.0 | | | | |

NOTE: A DASH (-) INDICATES DATA ARE NOT REPORTED TO PROTECT STUDENT ANONYMITY.

APPENDIX D
1997-98 RETENTION RATES
DISTRICT RETENTION RATES BY GRADE

| COUNTY | DISTRICT | GRADE | 97-98 TOTAL RETAINED | 97-98 RETENTION RATE | COUNTY | DISTRICT | GRADE | 97-98 TOTAL RETAINED | 97-98 RETENTION RATE |
|----------------------|--------------|-------|----------------------------|----------------------------|------------------------|---------------|-------|----------------------------|----------------------------|
| MONTAGUE (cont'd) | SAINT JO ISD | ALL | - | 0.9 | MONTGOMERY (cont'd) | SPLENDORA ISD | ALL | 160 | 6.7 |
| | | KG | 0 | 0.0 | | | KG | 6 | 2.8 |
| | | 01 | 0 | 0.0 | | | 01 | 40 | 15.0 |
| | | 02 | 0 | 0.0 | | | 02 | - | 1.0 |
| | | 03 | 0 | 0.0 | | | 03 | - | 1.6 |
| | | 04 | - | 3.6 | | | 04 | - | 1.7 |
| | | 05 | 0 | 0.0 | | | 05 | 0 | 0.0 |
| | | 06 | 0 | 0.0 | | | 06 | 16 | 8.3 |
| | | 07 | 0 | 0.0 | | | 07 | 13 | 6.0 |
| | | 08 | 0 | 0.0 | | | 08 | 7 | 3.7 |
| | | 09 | - | 3.1 | | | 09 | 40 | 21.4 |
| | | 10 | 0 | 0.0 | | | 10 | 18 | 13.2 |
| | | 11 | 0 | 0.0 | | | 11 | 8 | 7.0 |
| 12 | - | 3.6 | 12 | - | 3.0 | | | | |
| MONTGOMERY | CONROE ISD | ALL | 769 | 2.7 | WILLIS ISD | ALL | 217 | 5.6 | |
| | | KG | 24 | 1.1 | | KG | 6 | 2.4 | |
| | | 01 | 144 | 5.9 | | 01 | 46 | 15.2 | |
| | | 02 | 44 | 1.8 | | 02 | 18 | 5.8 | |
| | | 03 | 22 | 0.9 | | 03 | - | 1.3 | |
| | | 04 | 9 | 0.4 | | 04 | 9 | 2.8 | |
| | | 05 | 8 | 0.4 | | 05 | 6 | 1.8 | |
| | | 06 | 11 | 0.5 | | 06 | - | 0.9 | |
| | | 07 | 64 | 2.8 | | 07 | 23 | 6.9 | |
| | | 08 | 49 | 2.2 | | 08 | 8 | 2.6 | |
| | | 09 | 166 | 7.5 | | 09 | 65 | 18.2 | |
| | | 10 | 95 | 4.7 | | 10 | 20 | 6.8 | |
| | 11 | 84 | 4.6 | 11 | 6 | 2.7 | | | |
| | 12 | 49 | 2.8 | 12 | - | 1.4 | | | |
| | MAGNOLIA ISD | MOORE | ALL | 252 | 4.9 | DUMAS ISD | ALL | 112 | 3.1 |
| | | | KG | 13 | 3.2 | | KG | 15 | 4.6 |
| | | | 01 | 31 | 7.1 | | 01 | 9 | 2.9 |
| | | | 02 | 17 | 4.1 | | 02 | - | 0.6 |
| | | | 03 | 10 | 2.6 | | 03 | - | 1.0 |
| | | | 04 | 5 | 1.1 | | 04 | - | 1.0 |
| | | | 05 | 11 | 2.6 | | 05 | - | 1.0 |
| | | | 06 | 29 | 6.1 | | 06 | - | 0.7 |
| | | | 07 | 13 | 2.9 | | 07 | 6 | 2.1 |
| | | | 08 | - | 0.7 | | 08 | - | 0.4 |
| 09 | | | 77 | 17.7 | 09 | | 59 | 20.6 | |
| 10 | | | 19 | 5.8 | 10 | | - | 1.2 | |
| 11 | 15 | 5.5 | 11 | - | 1.1 | | | | |
| 12 | 9 | 3.7 | 12 | - | 2.0 | | | | |
| MONTGOMERY ISD | SUNRAY ISD | ALL | 160 | 5.6 | ALL | 5 | 0.9 | | |
| | | KG | 11 | 5.3 | KG | - | 2.7 | | |
| | | 01 | 27 | 11.9 | 01 | 0 | 0.0 | | |
| | | 02 | - | 1.4 | 02 | 0 | 0.0 | | |
| | | 03 | - | 1.0 | 03 | 0 | 0.0 | | |
| | | 04 | - | 1.5 | 04 | 0 | 0.0 | | |
| | | 05 | 10 | 4.5 | 05 | - | 2.6 | | |
| | | 06 | 8 | 3.5 | 06 | 0 | 0.0 | | |
| | | 07 | 15 | 5.6 | 07 | 0 | 0.0 | | |
| | | 08 | 11 | 4.4 | 08 | - | 1.7 | | |
| | | 09 | 34 | 13.1 | 09 | - | 1.7 | | |
| | | 10 | 26 | 11.0 | 10 | 0 | 0.0 | | |
| 11 | - | 2.4 | 11 | - | 2.4 | | | | |
| 12 | 6 | 3.5 | 12 | 0 | 0.0 | | | | |
| NEW CANEY ISD | MORRIS | ALL | 279 | 5.3 | DAINGERFIELD-LO | ALL | 47 | 2.8 | |
| | | KG | 5 | 1.1 | | KG | 5 | 4.2 | |
| | | 01 | 30 | 6.8 | | 01 | 7 | 5.5 | |
| | | 02 | 15 | 3.4 | | 02 | - | 0.8 | |
| | | 03 | 10 | 2.2 | | 03 | 0 | 0.0 | |
| | | 04 | 5 | 1.1 | | 04 | 0 | 0.0 | |
| | | 05 | 11 | 2.7 | | 05 | 0 | 0.0 | |
| | | 06 | - | 0.9 | | 06 | - | 0.8 | |
| | | 07 | 20 | 4.4 | | 07 | 0 | 0.0 | |
| | | 08 | 7 | 1.6 | | 08 | 0 | 0.0 | |
| | | 09 | 110 | 24.9 | | 09 | 24 | 16.4 | |
| | | 10 | 25 | 7.3 | | 10 | - | 2.6 | |
| 11 | 9 | 3.9 | 11 | - | 2.8 | | | | |
| 12 | 28 | 10.0 | 12 | - | 2.6 | | | | |

NOTE: A DASH (-) INDICATES DATA ARE NOT REPORTED TO PROTECT STUDENT ANONYMITY.

APPENDIX D
1997-98 RETENTION RATES
DISTRICT RETENTION RATES BY GRADE

| COUNTY | DISTRICT | GRADE | 97-98 TOTAL RETAINED | 97-98 RETENTION RATE | COUNTY | DISTRICT | GRADE | 97-98 TOTAL RETAINED | 97-98 RETENTION RATE |
|--------------------|-----------------|-------|----------------------------|----------------------------|-------------------------|-----------------|-------|----------------------------|----------------------------|
| MORRIS (cont'd) | PEWITT ISD | ALL | 33 | 3.8 | NACOGDOCHES (cont'd) | DOUGLASS ISD | ALL | 7 | 2.2 |
| | | KG | - | 1.6 | | | KG | - | 9.5 |
| | | 01 | - | 4.2 | | | 01 | - | 6.5 |
| | | 02 | - | 1.6 | | | 02 | 0 | 0.0 |
| | | 03 | 0 | 0.0 | | | 03 | - | 4.0 |
| | | 04 | - | 1.5 | | | 04 | 0 | 0.0 |
| | | 05 | - | 2.2 | | | 05 | 0 | 0.0 |
| | | 06 | - | 2.9 | | | 06 | - | 3.2 |
| | | 07 | 0 | 0.0 | | | 07 | 0 | 0.0 |
| | | 08 | 6 | 10.0 | | | 08 | 0 | 0.0 |
| | | 09 | 13 | 12.1 | | | 09 | - | 3.2 |
| | | 10 | - | 4.8 | | | 10 | 0 | 0.0 |
| | | 11 | - | 1.5 | | | 11 | 0 | 0.0 |
| 12 | - | 1.8 | 12 | 0 | 0.0 | | | | |
| MOTLEY | MOTLEY COUNTY I | ALL | - | 0.9 | | ETOILE ISD | ALL | - | 1.2 |
| | | KG | 0 | 0.0 | | | KG | 0 | 0.0 |
| | | 01 | 0 | 0.0 | | | 01 | - | 5.0 |
| | | 02 | 0 | 0.0 | | | 02 | - | 4.8 |
| | | 03 | 0 | 0.0 | | | 03 | 0 | 0.0 |
| | | 04 | 0 | 0.0 | | | 04 | 0 | 0.0 |
| | | 05 | 0 | 0.0 | | | 05 | 0 | 0.0 |
| | | 06 | 0 | 0.0 | | | 06 | 0 | 0.0 |
| | | 07 | 0 | 0.0 | | | 07 | 0 | 0.0 |
| | | 08 | 0 | 0.0 | | | 08 | 0 | 0.0 |
| | | 09 | - | 8.3 | | | | | |
| | | 10 | 0 | 0.0 | | | | | |
| | | 11 | 0 | 0.0 | | | | | |
| 12 | 0 | 0.0 | | | | | | | |
| NACOGDOCHES | CENTRAL HEIGHTS | ALL | 9 | 1.4 | | GARRISON ISD | ALL | 10 | 1.6 |
| | | KG | 0 | 0.0 | | | KG | 0 | 0.0 |
| | | 01 | - | 5.7 | | | 01 | - | 2.4 |
| | | 02 | - | 1.9 | | | 02 | - | 3.8 |
| | | 03 | 0 | 0.0 | | | 03 | 0 | 0.0 |
| | | 04 | 0 | 0.0 | | | 04 | 0 | 0.0 |
| | | 05 | 0 | 0.0 | | | 05 | 0 | 0.0 |
| | | 06 | 0 | 0.0 | | | 06 | - | 1.7 |
| | | 07 | 0 | 0.0 | | | 07 | 0 | 0.0 |
| | | 08 | 0 | 0.0 | | | 08 | 0 | 0.0 |
| | | 09 | - | 4.0 | | | 09 | - | 4.3 |
| | | 10 | - | 6.8 | | | 10 | - | 6.4 |
| | | 11 | 0 | 0.0 | | | 11 | 0 | 0.0 |
| 12 | 0 | 0.0 | 12 | - | 2.6 | | | | |
| | CHIRENO ISD | ALL | - | 0.4 | | MARTINSVILLE IS | ALL | - | 0.7 |
| | | KG | 0 | 0.0 | | | KG | 0 | 0.0 |
| | | 01 | 0 | 0.0 | | | 01 | 0 | 0.0 |
| | | 02 | 0 | 0.0 | | | 02 | 0 | 0.0 |
| | | 03 | - | 4.8 | | | 03 | 0 | 0.0 |
| | | 04 | 0 | 0.0 | | | 04 | 0 | 0.0 |
| | | 05 | 0 | 0.0 | | | 05 | 0 | 0.0 |
| | | 06 | 0 | 0.0 | | | 06 | 0 | 0.0 |
| | | 07 | 0 | 0.0 | | | 07 | 0 | 0.0 |
| | | 08 | 0 | 0.0 | | | 08 | 0 | 0.0 |
| | | 09 | 0 | 0.0 | | | 09 | 0 | 0.0 |
| | | 10 | 0 | 0.0 | | | 10 | 0 | 0.0 |
| | | 11 | 0 | 0.0 | | | 11 | 0 | 0.0 |
| 12 | 0 | 0.0 | 12 | - | 10.5 | | | | |
| | CUSHING ISD | ALL | 10 | 2.1 | | NACOGDOCHES ISD | ALL | 276 | 4.9 |
| | | KG | - | 5.6 | | | KG | - | 1.0 |
| | | 01 | - | 9.4 | | | 01 | 43 | 9.4 |
| | | 02 | - | 2.2 | | | 02 | 29 | 6.3 |
| | | 03 | - | 2.4 | | | 03 | 16 | 3.9 |
| | | 04 | 0 | 0.0 | | | 04 | - | 0.9 |
| | | 05 | 0 | 0.0 | | | 05 | - | 0.5 |
| | | 06 | - | 3.0 | | | 06 | - | 0.5 |
| | | 07 | 0 | 0.0 | | | 07 | 5 | 1.0 |
| | | 08 | 0 | 0.0 | | | 08 | 16 | 3.4 |
| | | 09 | - | 6.5 | | | 09 | 89 | 17.5 |
| | | 10 | 0 | 0.0 | | | 10 | 28 | 6.9 |
| | | 11 | 0 | 0.0 | | | 11 | 24 | 6.5 |
| 12 | 0 | 0.0 | 12 | 14 | 4.1 | | | | |

NOTE: A DASH (-) INDICATES DATA ARE NOT REPORTED TO PROTECT STUDENT ANONYMITY.

APPENDIX D
1997-98 RETENTION RATES
DISTRICT RETENTION RATES BY GRADE

| COUNTY | DISTRICT | GRADE | 97-98 TOTAL RETAINED | 97-98 RETENTION RATE | COUNTY | DISTRICT | GRADE | 97-98 TOTAL RETAINED | 97-98 RETENTION RATE |
|-------------------------|----------------|----------|----------------------------|----------------------------|---------------------|------------|-------|----------------------------|----------------------------|
| NACOGDOCHES (cont'd) | WODEN ISD | ALL | 19 | 2.7 | NAVARRO (cont'd) | KERENS ISD | ALL | 34 | 5.1 |
| | | KG | - | 4.3 | | | KG | 8 | 15.4 |
| | | 01 | - | 6.1 | | | 01 | 6 | 11.1 |
| | | 02 | - | 2.2 | | | 02 | 5 | 9.4 |
| | | 03 | - | 2.0 | | | 03 | - | 5.3 |
| | | 04 | - | 2.0 | | | 04 | - | 2.1 |
| | | 05 | - | 1.9 | | | 05 | 0 | 0.0 |
| | | 06 | - | 2.9 | | | 06 | 0 | 0.0 |
| | | 07 | - | 1.8 | | | 07 | - | 1.7 |
| | | 08 | - | 5.4 | | | 08 | - | 1.6 |
| | | 09 | - | 2.9 | | | 09 | 7 | 12.7 |
| | | 10 | 0 | 0.0 | | | 10 | - | 2.4 |
| | | 11 | - | 1.7 | | | 11 | - | 3.1 |
| 12 | - | 2.2 | 12 | 0 | 0.0 | | | | |
| NAVARRO | BLOOMING GROVE | ALL | 11 | 1.5 | MILDRED ISD | ALL | 17 | 3.4 | |
| | | KG | - | 3.8 | | KG | - | 5.6 | |
| | | 01 | - | 2.2 | | 01 | - | 4.9 | |
| | | 02 | - | 2.0 | | 02 | - | 2.4 | |
| | | 03 | 0 | 0.0 | | 03 | - | 4.4 | |
| | | 04 | - | 2.0 | | 04 | - | 6.7 | |
| | | 05 | - | 2.8 | | 05 | - | 4.3 | |
| | | 06 | 0 | 0.0 | | 06 | - | 2.2 | |
| | | 07 | 0 | 0.0 | | 07 | - | 2.9 | |
| | | 08 | 0 | 0.0 | | 08 | - | 2.7 | |
| | | 09 | - | 6.5 | | 09 | - | 2.0 | |
| | | 10 | 0 | 0.0 | | 10 | - | 5.7 | |
| | 11 | 0 | 0.0 | 11 | 0 | 0.0 | | | |
| | 12 | 0 | 0.0 | 12 | 0 | 0.0 | | | |
| | CORSICANA ISD | RICE ISD | ALL | 165 | 3.8 | ALL | 27 | 6.5 | |
| | | | KG | 15 | 4.1 | KG | - | 7.1 | |
| | | | 01 | 20 | 5.3 | 01 | 8 | 19.5 | |
| | | | 02 | 9 | 2.3 | 02 | - | 7.4 | |
| | | | 03 | - | 0.3 | 03 | 0 | 0.0 | |
| | | | 04 | - | 0.8 | 04 | - | 12.5 | |
| | | | 05 | 0 | 0.0 | 05 | 0 | 0.0 | |
| | | | 06 | - | 0.6 | 06 | 0 | 0.0 | |
| | | | 07 | 25 | 7.0 | 07 | - | 7.5 | |
| | | | 08 | 24 | 6.4 | 08 | 0 | 0.0 | |
| 09 | | | 44 | 12.3 | 09 | 7 | 18.4 | | |
| 10 | | | 15 | 5.7 | 10 | 0 | 0.0 | | |
| 11 | - | 1.3 | | | | | | | |
| 12 | - | 1.5 | | | | | | | |
| DAWSON ISD | NEWTON | ALL | 19 | 4.1 | BURKEVILLE ISD | ALL | 5 | 1.3 | |
| | | KG | - | 5.6 | | KG | 0 | 0.0 | |
| | | 01 | - | 5.9 | | 01 | - | 3.2 | |
| | | 02 | - | 5.7 | | 02 | 0 | 0.0 | |
| | | 03 | - | 4.8 | | 03 | 0 | 0.0 | |
| | | 04 | - | 7.0 | | 04 | - | 3.6 | |
| | | 05 | - | 4.3 | | 05 | - | 3.3 | |
| | | 06 | - | 2.9 | | 06 | 0 | 0.0 | |
| | | 07 | - | 3.0 | | 07 | 0 | 0.0 | |
| | | 08 | - | 2.9 | | 08 | - | 6.7 | |
| | | 09 | - | 4.8 | | 09 | 0 | 0.0 | |
| | | 10 | - | 2.5 | | 10 | 0 | 0.0 | |
| 11 | 0 | 0.0 | 11 | 0 | 0.0 | | | | |
| 12 | 0 | 0.0 | 12 | 0 | 0.0 | | | | |
| FROST ISD | DEWEYVILLE ISD | ALL | 16 | 4.5 | ALL | 22 | 3.0 | | |
| | | KG | - | 7.1 | KG | - | 1.6 | | |
| | | 01 | - | 8.7 | 01 | 5 | 7.6 | | |
| | | 02 | 0 | 0.0 | 02 | - | 2.3 | | |
| | | 03 | - | 6.5 | 03 | - | 1.6 | | |
| | | 04 | 0 | 0.0 | 04 | 0 | 0.0 | | |
| | | 05 | 0 | 0.0 | 05 | 0 | 0.0 | | |
| | | 06 | - | 5.7 | 06 | 0 | 0.0 | | |
| | | 07 | - | 6.1 | 07 | 0 | 0.0 | | |
| | | 08 | 0 | 0.0 | 08 | 0 | 0.0 | | |
| | | 09 | - | 6.9 | 09 | - | 6.9 | | |
| | | 10 | - | 10.7 | 10 | 6 | 12.0 | | |
| 11 | - | 3.4 | 11 | - | 2.1 | | | | |
| 12 | 0 | 0.0 | 12 | - | 6.3 | | | | |

NOTE: A DASH (-) INDICATES DATA ARE NOT REPORTED TO PROTECT STUDENT ANONYMITY.

APPENDIX D
1997-98 RETENTION RATES
DISTRICT RETENTION RATES BY GRADE

| COUNTY | DISTRICT | GRADE | 97-98 TOTAL RETAINED | 97-98 RETENTION RATE | COUNTY | DISTRICT | GRADE | 97-98 TOTAL RETAINED | 97-98 RETENTION RATE |
|--------------------|----------------|-------|----------------------------|----------------------------|----------------|-----------------|-------|----------------------------|----------------------------|
| NEWTON (cont'd) | NEWTON ISD | ALL | 107 | 7.9 | NUECES | ACADEMY OF TRAN | ALL | 96 | 71.6 |
| | | KG | 8 | 7.4 | | | 06 | - | 50.0 |
| | | 01 | 12 | 10.3 | | | 07 | 9 | 56.3 |
| | | 02 | 7 | 5.8 | | | 08 | 14 | 56.0 |
| | | 03 | - | 3.0 | | | 09 | 57 | 83.8 |
| | | 04 | 10 | 9.3 | | | 10 | 8 | 66.7 |
| | | 05 | - | 4.0 | | | 11 | - | 60.0 |
| | | 06 | 7 | 7.1 | | | 12 | - | - |
| | | 07 | - | 2.0 | | | | | |
| | | 08 | 0 | 0.0 | | | | | |
| | | 09 | 35 | 28.9 | | | | | |
| | | 10 | 14 | 12.2 | | | | | |
| | | 11 | - | 4.4 | | | | | |
| 12 | - | 1.4 | | | | | | | |
| NOLAN | BLACKWELL CONS | ALL | - | 0.5 | AGUA DULCE ISD | ALL | 6 | 1.6 | |
| | | KG | - | 7.1 | | KG | - | 3.7 | |
| | | 01 | 0 | 0.0 | | 01 | 0 | 0.0 | |
| | | 02 | 0 | 0.0 | | 02 | 0 | 0.0 | |
| | | 03 | 0 | 0.0 | | 03 | 0 | 0.0 | |
| | | 04 | 0 | 0.0 | | 04 | 0 | 0.0 | |
| | | 05 | 0 | 0.0 | | 05 | 0 | 0.0 | |
| | | 06 | 0 | 0.0 | | 06 | 0 | 0.0 | |
| | | 07 | 0 | 0.0 | | 07 | 0 | 0.0 | |
| | | 08 | 0 | 0.0 | | 08 | - | 2.9 | |
| | | 09 | 0 | 0.0 | | 09 | - | 2.6 | |
| | | 10 | 0 | 0.0 | | 10 | - | 2.9 | |
| | 11 | 0 | 0.0 | 11 | - | 3.3 | | | |
| | 12 | 0 | 0.0 | 12 | - | 3.8 | | | |
| | HIGHLAND ISD | ALL | - | 1.0 | BANQUETE ISD | ALL | 21 | 2.6 | |
| | | KG | - | 7.7 | | KG | 0 | 0.0 | |
| | | 01 | - | 7.7 | | 01 | - | 1.6 | |
| | | 02 | 0 | 0.0 | | 02 | - | 1.5 | |
| | | 03 | 0 | 0.0 | | 03 | 0 | 0.0 | |
| | | 04 | 0 | 0.0 | | 04 | 0 | 0.0 | |
| | | 05 | 0 | 0.0 | | 05 | 0 | 0.0 | |
| | | 06 | 0 | 0.0 | | 06 | 0 | 0.0 | |
| | | 07 | 0 | 0.0 | | 07 | 0 | 0.0 | |
| | | 08 | 0 | 0.0 | | 08 | - | 1.6 | |
| 09 | | 0 | 0.0 | 09 | | 16 | 20.5 | | |
| 10 | | 0 | 0.0 | 10 | | - | 3.6 | | |
| 11 | 0 | 0.0 | 11 | 0 | 0.0 | | | | |
| 12 | 0 | 0.0 | 12 | 0 | 0.0 | | | | |
| ROSCOE ISD | ALL | 8 | 2.0 | BISHOP CONS ISD | ALL | 65 | 5.2 | | |
| | KG | - | 4.2 | | KG | - | 1.3 | | |
| | 01 | - | 7.4 | | 01 | 8 | 8.6 | | |
| | 02 | - | 11.5 | | 02 | 9 | 9.8 | | |
| | 03 | - | 3.1 | | 03 | 0 | 0.0 | | |
| | 04 | 0 | 0.0 | | 04 | - | 2.0 | | |
| | 05 | 0 | 0.0 | | 05 | - | 1.0 | | |
| | 06 | 0 | 0.0 | | 06 | - | 1.0 | | |
| | 07 | 0 | 0.0 | | 07 | 6 | 5.7 | | |
| | 08 | 0 | 0.0 | | 08 | 5 | 4.6 | | |
| | 09 | - | 3.3 | | 09 | 30 | 21.6 | | |
| | 10 | 0 | 0.0 | | 10 | - | 2.1 | | |
| 11 | 0 | 0.0 | 11 | 0 | 0.0 | | | | |
| 12 | 0 | 0.0 | 12 | 0 | 0.0 | | | | |
| SWEETWATER ISD | ALL | 100 | 4.0 | CALALLEN ISD | ALL | 87 | 2.0 | | |
| | KG | 10 | 5.1 | | KG | - | 1.1 | | |
| | 01 | 5 | 2.5 | | 01 | - | 1.4 | | |
| | 02 | - | 0.5 | | 02 | 10 | 3.7 | | |
| | 03 | 0 | 0.0 | | 03 | - | 0.3 | | |
| | 04 | 0 | 0.0 | | 04 | 0 | 0.0 | | |
| | 05 | 0 | 0.0 | | 05 | 0 | 0.0 | | |
| | 06 | - | 1.4 | | 06 | 0 | 0.0 | | |
| | 07 | - | 1.5 | | 07 | - | 0.3 | | |
| | 08 | 6 | 2.7 | | 08 | - | 0.8 | | |
| | 09 | 47 | 22.5 | | 09 | 40 | 8.9 | | |
| | 10 | 17 | 9.1 | | 10 | 5 | 1.3 | | |
| 11 | 6 | 3.2 | 11 | 19 | 5.4 | | | | |
| 12 | - | 1.4 | 12 | - | 0.3 | | | | |

NOTE: A DASH (-) INDICATES DATA ARE NOT REPORTED TO PROTECT STUDENT ANONYMITY.

APPENDIX D
1997-98 RETENTION RATES
DISTRICT RETENTION RATES BY GRADE

| COUNTY | DISTRICT | GRADE | 97-98 TOTAL RETAINED | 97-98 RETENTION RATE | COUNTY | DISTRICT | GRADE | 97-98 TOTAL RETAINED | 97-98 RETENTION RATE |
|--------------------|-----------------|-------|----------------------------|----------------------------|--------------------|---------------------------|-------|----------------------------|----------------------------|
| NUECES (cont'd) | CORPUS CHRISTI | ALL | 2,138 | 6.3 | NUECES (cont'd) | ROBSTOWN ISD | ALL | 292 | 7.6 |
| | | KG | 72 | 2.7 | | | KG | - | 0.9 |
| | | 01 | 228 | 7.8 | | | 01 | 59 | 16.1 |
| | | 02 | 94 | 3.4 | | | 02 | 30 | 9.5 |
| | | 03 | 40 | 1.5 | | | 03 | 13 | 4.3 |
| | | 04 | 40 | 1.5 | | | 04 | 9 | 2.9 |
| | | 05 | 13 | 0.5 | | | 05 | 0 | 0.0 |
| | | 06 | 99 | 3.6 | | | 06 | - | 0.4 |
| | | 07 | 141 | 4.9 | | | 07 | 16 | 5.2 |
| | | 08 | 99 | 3.7 | | | 08 | 20 | 7.3 |
| | | 09 | 709 | 23.1 | | | 09 | 85 | 24.6 |
| | | 10 | 308 | 12.6 | | | 10 | 19 | 8.1 |
| | | 11 | 138 | 7.5 | | | 11 | 18 | 7.9 |
| 12 | 157 | 7.8 | 12 | 19 | 7.3 | | | | |
| | DRISCOLL ISD | ALL | 7 | 3.3 | | SEASHORE LEARNI | ALL | 0 | 0.0 |
| | | KG | 0 | 0.0 | | | KG | 0 | 0.0 |
| | | 01 | - | 12.5 | | | 01 | 0 | 0.0 |
| | | 02 | 0 | 0.0 | | | 02 | 0 | 0.0 |
| | | 03 | - | 14.3 | | | 03 | 0 | 0.0 |
| | | 04 | 0 | 0.0 | | | 04 | 0 | 0.0 |
| | | 05 | - | 4.0 | | | 05 | 0 | 0.0 |
| | | 06 | 0 | 0.0 | | | 06 | 0 | 0.0 |
| | | 07 | 0 | 0.0 | | | | | |
| | 08 | 0 | 0.0 | | | | | | |
| | FLOUR BLUFF ISD | ALL | 225 | 4.9 | | TULOSO-MIDWAY I | ALL | 106 | 3.8 |
| | | KG | 8 | 2.5 | | | KG | - | 0.5 |
| | | 01 | 19 | 5.7 | | | 01 | 11 | 5.3 |
| | | 02 | - | 0.6 | | | 02 | 7 | 3.2 |
| | | 03 | 8 | 2.3 | | | 03 | - | 0.9 |
| | | 04 | - | 0.5 | | | 04 | 0 | 0.0 |
| | | 05 | 8 | 2.4 | | | 05 | 0 | 0.0 |
| | | 06 | 6 | 1.6 | | | 06 | - | 1.4 |
| | | 07 | 12 | 3.1 | | | 07 | - | 1.9 |
| | | 08 | 13 | 3.2 | | | 08 | - | 1.3 |
| | | 09 | 89 | 19.6 | | | 09 | 48 | 19.0 |
| | | 10 | 28 | 9.0 | | | 10 | 12 | 5.6 |
| | 11 | 9 | 3.2 | | 11 | 12 | 6.0 | | |
| | 12 | 21 | 7.3 | | 12 | - | 1.6 | | |
| | LONDON ISD | ALL | - | 1.4 | | WEST 050 ISD | ALL | 98 | 5.8 |
| | | KG | - | 7.1 | | | KG | - | 0.8 |
| | | 01 | - | 9.1 | | | 01 | 13 | 8.6 |
| | | 02 | 0 | 0.0 | | | 02 | - | 3.1 |
| | | 03 | 0 | 0.0 | | | 03 | 6 | 4.7 |
| | | 04 | 0 | 0.0 | | | 04 | 0 | 0.0 |
| | | 05 | 0 | 0.0 | | | 05 | 0 | 0.0 |
| | | 06 | 0 | 0.0 | | | 06 | 0 | 0.0 |
| | | 07 | 0 | 0.0 | | | 07 | - | 0.8 |
| | 08 | 0 | 0.0 | | 08 | - | 1.5 | | |
| | | | | | 09 | 49 | 27.1 | | |
| | | | | | 10 | 14 | 11.8 | | |
| | | | | | 11 | 6 | 5.7 | | |
| | | | | | 12 | - | 2.2 | | |
| | PORT ARANSAS IS | ALL | 13 | 2.8 | | OCHILTREE PERRYTON ISD | ALL | 87 | 4.7 |
| | | KG | - | 11.1 | | | KG | - | 2.8 |
| | | 01 | - | 6.3 | | | 01 | 11 | 7.3 |
| | | 02 | 0 | 0.0 | | | 02 | - | 1.9 |
| | | 03 | 0 | 0.0 | | | 03 | 6 | 4.2 |
| | | 04 | - | 3.4 | | | 04 | 0 | 0.0 |
| | | 05 | 0 | 0.0 | | | 05 | 0 | 0.0 |
| | | 06 | 0 | 0.0 | | | 06 | 7 | 4.7 |
| | | 07 | 0 | 0.0 | | | 07 | - | 1.7 |
| | | 08 | - | 2.1 | | | 08 | - | 0.7 |
| | | 09 | - | 3.9 | | | 09 | 37 | 22.3 |
| | | 10 | - | 2.3 | | | 10 | 7 | 5.3 |
| | | 11 | - | 4.2 | | | 11 | 7 | 5.8 |
| | 12 | - | 3.7 | | 12 | - | 1.1 | | |

NOTE: A DASH (-) INDICATES DATA ARE NOT REPORTED TO PROTECT STUDENT ANONYMITY.

APPENDIX D
1997-98 RETENTION RATES
DISTRICT RETENTION RATES BY GRADE

| COUNTY | DISTRICT | GRADE | 97-98 TOTAL RETAINED | 97-98 RETENTION RATE | COUNTY | DISTRICT | GRADE | 97-98 TOTAL RETAINED | 97-98 RETENTION RATE | | |
|--------|----------------|--------|----------------------------|----------------------------|--------------------|-----------------|------------|----------------------------|----------------------------|---|-----|
| OLDHAM | ADRIAN ISD | ALL | 0 | 0.0 | ORANGE (cont'd) | LIT CYPRESS-MRC | ALL | 87 | 2.6 | | |
| | | KG | - | - | | | KG | 22 | 8.9 | | |
| | | 01 | - | - | | | 01 | - | 1.0 | | |
| | | 02 | - | - | | | 02 | - | 0.4 | | |
| | | 03 | - | - | | | 03 | 0 | 0.0 | | |
| | | 04 | 0 | 0.0 | | | 04 | 0 | 0.0 | | |
| | | 05 | 0 | 0.0 | | | 05 | - | 0.4 | | |
| | | 06 | 0 | 0.0 | | | 06 | - | 0.8 | | |
| | | 07 | 0 | 0.0 | | | 07 | - | 0.4 | | |
| | | 08 | - | - | | | 08 | - | 1.4 | | |
| | | 09 | 0 | 0.0 | | | 09 | 25 | 7.9 | | |
| | | 10 | 0 | 0.0 | | | 10 | 11 | 3.9 | | |
| 11 | 0 | 0.0 | 11 | 7 | 2.6 | | | | | | |
| 12 | 0 | 0.0 | 12 | 11 | 3.6 | | | | | | |
| | BOYS RANCH ISD | ALL | 9 | 3.2 | | ORANGEFIELD ISD | ALL | 71 | 4.8 | | |
| | | KG | - | 20.0 | | | KG | 5 | 4.5 | | |
| | | 01 | 0 | 0.0 | | | 01 | 12 | 11.5 | | |
| | | 02 | - | - | | | 02 | - | 4.0 | | |
| | | 03 | - | - | | | 03 | - | 1.0 | | |
| | | 04 | 0 | 0.0 | | | 04 | - | 0.9 | | |
| | | 05 | 0 | 0.0 | | | 05 | 10 | 9.5 | | |
| | | 06 | 0 | 0.0 | | | 06 | 8 | 7.1 | | |
| | | 07 | 0 | 0.0 | | | 07 | - | 1.6 | | |
| | | 08 | - | 4.3 | | | 08 | - | 3.0 | | |
| | | 09 | - | 3.4 | | | 09 | 13 | 9.8 | | |
| | | 10 | 0 | 0.0 | | | 10 | 6 | 5.0 | | |
| 11 | - | 5.6 | 11 | - | 3.9 | | | | | | |
| 12 | - | 4.5 | 12 | - | 0.9 | | | | | | |
| | VEGA ISD | ALL | - | 1.3 | | VIDOR ISD | ALL | 206 | 4.1 | | |
| | | KG | - | 5.3 | | | KG | 21 | 5.1 | | |
| | | 01 | - | 6.7 | | | 01 | 31 | 8.2 | | |
| | | 02 | 0 | 0.0 | | | 02 | 18 | 4.2 | | |
| | | 03 | 0 | 0.0 | | | 03 | 7 | 1.8 | | |
| | | 04 | 0 | 0.0 | | | 04 | - | 0.3 | | |
| | | 05 | 0 | 0.0 | | | 05 | - | 1.0 | | |
| | | 06 | 0 | 0.0 | | | 06 | 0 | 0.0 | | |
| | | 07 | - | 3.4 | | | 07 | - | 0.7 | | |
| | | 08 | 0 | 0.0 | | | 08 | - | 0.7 | | |
| | | 09 | - | 3.0 | | | 09 | 46 | 10.6 | | |
| | | 10 | 0 | 0.0 | | | 10 | 26 | 6.8 | | |
| 11 | 0 | 0.0 | 11 | 29 | 9.3 | | | | | | |
| 12 | 0 | 0.0 | 12 | 17 | 5.2 | | | | | | |
| | WILDORADO ISD | ALL | 0 | 0.0 | | WEST ORANGE-COV | ALL | 155 | 5.0 | | |
| | | KG | 0 | 0.0 | | | KG | 6 | 2.1 | | |
| | | 01 | 0 | 0.0 | | | 01 | 27 | 9.3 | | |
| | | 02 | 0 | 0.0 | | | 02 | 13 | 5.2 | | |
| | | 03 | 0 | 0.0 | | | 03 | 8 | 3.1 | | |
| | | 04 | 0 | 0.0 | | | 04 | 5 | 2.1 | | |
| | | 05 | 0 | 0.0 | | | 05 | - | 0.4 | | |
| 06 | 0 | 0.0 | 06 | - | 0.4 | | | | | | |
| | | 07 | - | 3.4 | 07 | - | 1.6 | | | | |
| | | 08 | 0 | 0.0 | 08 | - | 1.8 | | | | |
| | | 09 | - | 3.0 | 09 | 55 | 18.8 | | | | |
| | | 10 | 0 | 0.0 | 10 | 20 | 9.4 | | | | |
| | | 11 | 0 | 0.0 | 11 | 6 | 3.3 | | | | |
| | | 12 | 0 | 0.0 | 12 | 5 | 2.7 | | | | |
| | | ORANGE | BRIDGE CITY ISD | ALL | 109 | 4.1 | PALO PINTO | GORDON ISD | ALL | - | 1.5 |
| | | | | KG | 7 | 3.7 | | | KG | - | 8.3 |
| | | | | 01 | 24 | 10.5 | | | 01 | - | 9.1 |
| | | | | 02 | - | 2.2 | | | 02 | 0 | 0.0 |
| | | | | 03 | - | 0.5 | | | 03 | 0 | 0.0 |
| | | | | 04 | - | 1.4 | | | 04 | 0 | 0.0 |
| 05 | - | | | 2.1 | 05 | 0 | | | 0.0 | | |
| 06 | - | | | 1.5 | 06 | 0 | | | 0.0 | | |
| 07 | 12 | | | 5.6 | 07 | 0 | | | 0.0 | | |
| 08 | 8 | | | 3.5 | 08 | 0 | | | 0.0 | | |
| 09 | 25 | | | 11.8 | 09 | - | | | 6.7 | | |
| 10 | 11 | | | 5.4 | 10 | 0 | | | 0.0 | | |
| 11 | - | 2.0 | 11 | 0 | 0.0 | | | | | | |
| 12 | - | 1.6 | 12 | 0 | 0.0 | | | | | | |

NOTE: A DASH (-) INDICATES DATA ARE NOT REPORTED TO PROTECT STUDENT ANONYMITY.

APPENDIX D
1997-98 RETENTION RATES
DISTRICT RETENTION RATES BY GRADE

| COUNTY | DISTRICT | GRADE | 97-98 TOTAL RETAINED | 97-98 RETENTION RATE | COUNTY | DISTRICT | GRADE | 97-98 TOTAL RETAINED | 97-98 RETENTION RATE | |
|------------------------|-----------------|-------|----------------------------|----------------------------|--------|---------------|-----------|----------------------------|----------------------------|-----|
| PALO PINTO (cont'd) | GRAFORD ISD | ALL | 6 | 1.7 | PANOLA | BECKVILLE ISD | ALL | - | 0.7 | |
| | | KG | 0 | 0.0 | | | KG | 0 | 0.0 | |
| | | 01 | - | 6.7 | | | 01 | - | 2.5 | |
| | | 02 | 0 | 0.0 | | | 02 | 0 | 0.0 | |
| | | 03 | - | 4.0 | | | 03 | 0 | 0.0 | |
| | | 04 | - | 3.8 | | | 04 | 0 | 0.0 | |
| | | 05 | 0 | 0.0 | | | 05 | 0 | 0.0 | |
| | | 06 | 0 | 0.0 | | | 06 | - | 3.8 | |
| | | 07 | - | 8.3 | | | 07 | 0 | 0.0 | |
| | | 08 | 0 | 0.0 | | | 08 | 0 | 0.0 | |
| | | 09 | 0 | 0.0 | | | 09 | - | 2.6 | |
| | | 10 | 0 | 0.0 | | | 10 | 0 | 0.0 | |
| | | 11 | 0 | 0.0 | | | 11 | 0 | 0.0 | |
| 12 | 0 | 0.0 | 12 | 0 | 0.0 | | | | | |
| | MINERAL WELLS I | ALL | 195 | 5.9 | | CARTHAGE ISD | ALL | 96 | 3.1 | |
| | | KG | 17 | 6.5 | | | KG | 10 | 4.0 | |
| | | 01 | 16 | 5.9 | | | 01 | - | 1.8 | |
| | | 02 | 37 | 12.1 | | | 02 | - | 1.3 | |
| | | 03 | 32 | 12.3 | | | 03 | 5 | 2.4 | |
| | | 04 | 6 | 2.1 | | | 04 | 6 | 2.2 | |
| | | 05 | 8 | 3.0 | | | 05 | - | 0.4 | |
| | | 06 | - | 0.4 | | | 06 | - | 0.7 | |
| | | 07 | 10 | 3.7 | | | 07 | - | 0.9 | |
| | | 08 | 10 | 3.8 | | | 08 | - | 0.4 | |
| | | 09 | 33 | 13.1 | | | 09 | 43 | 14.6 | |
| | | 10 | 16 | 7.8 | | | 10 | - | 1.6 | |
| | | 11 | 8 | 4.5 | | | 11 | 8 | 4.0 | |
| | 12 | - | 0.5 | | 12 | 7 | 3.6 | | | |
| | PALO PINTO ISD | ALL | - | 4.8 | | GARY ISD | ALL | 6 | 2.3 | |
| | | KG | 0 | 0.0 | | | KG | 0 | 0.0 | |
| | | 01 | - | 16.7 | | | 01 | 0 | 0.0 | |
| | | 02 | - | 12.5 | | | 02 | - | 8.7 | |
| | | 03 | 0 | 0.0 | | | 03 | 0 | 0.0 | |
| | | 04 | 0 | 0.0 | | | 04 | 0 | 0.0 | |
| | | 05 | 0 | 0.0 | | | 05 | - | 4.8 | |
| | | 06 | - | - | | | 06 | 0 | 0.0 | |
| | | | | | | | 07 | 0 | 0.0 | |
| | | | | | | | 08 | 0 | 0.0 | |
| | | | | | | | 09 | - | 14.3 | |
| | | | | | | | 10 | 0 | 0.0 | |
| | | | | | | | 11 | 0 | 0.0 | |
| | | | | | 12 | 0 | 0.0 | | | |
| | SANTO ISD | ALL | - | 1.0 | | PARKER | ALEDO ISD | ALL | 42 | 1.7 |
| | | KG | - | 4.2 | | | | KG | - | 0.6 |
| | | 01 | 0 | 0.0 | | | | 01 | - | 2.1 |
| | | 02 | - | 3.0 | | | | 02 | - | 0.5 |
| | | 03 | 0 | 0.0 | | | | 03 | - | 1.6 |
| | | 04 | 0 | 0.0 | | | | 04 | - | 1.6 |
| | | 05 | 0 | 0.0 | | | | 05 | - | 0.5 |
| | | 06 | - | 3.0 | | | | 06 | - | 1.9 |
| | | 07 | 0 | 0.0 | | | | 07 | - | 1.4 |
| | | 08 | 0 | 0.0 | | | | 08 | 5 | 2.6 |
| | | 09 | - | 3.0 | | | | 09 | 12 | 6.0 |
| | | 10 | 0 | 0.0 | | | | 10 | - | 1.1 |
| | | 11 | 0 | 0.0 | | | | 11 | - | 1.1 |
| | 12 | 0 | 0.0 | | 12 | - | 0.7 | | | |
| | STRAWN ISD | ALL | - | 1.5 | | BROCK ISD | ALL | 6 | 1.1 | |
| | | KG | 0 | 0.0 | | | KG | 0 | 0.0 | |
| | | 01 | - | 6.7 | | | 01 | - | 2.1 | |
| | | 02 | 0 | 0.0 | | | 02 | - | 4.4 | |
| | | 03 | 0 | 0.0 | | | 03 | - | 2.8 | |
| | | 04 | 0 | 0.0 | | | 04 | 0 | 0.0 | |
| | | 05 | 0 | 0.0 | | | 05 | 0 | 0.0 | |
| | | 06 | - | 5.9 | | | 06 | 0 | 0.0 | |
| | | 07 | 0 | 0.0 | | | 07 | 0 | 0.0 | |
| | | 08 | 0 | 0.0 | | | 08 | 0 | 0.0 | |
| | | 09 | - | 4.3 | | | 09 | 0 | 0.0 | |
| | | 10 | 0 | 0.0 | | | 10 | 0 | 0.0 | |
| | | 11 | 0 | 0.0 | | | 11 | - | 3.0 | |
| | 12 | 0 | 0.0 | | 12 | - | 2.5 | | | |

NOTE: A DASH (-) INDICATES DATA ARE NOT REPORTED TO PROTECT STUDENT ANONYMITY.

APPENDIX D
1997-98 RETENTION RATES
DISTRICT RETENTION RATES BY GRADE

| COUNTY | DISTRICT | GRADE | 97-98 TOTAL RETAINED | 97-98 RETENTION RATE | COUNTY | DISTRICT | GRADE | 97-98 TOTAL RETAINED | 97-98 RETENTION RATE |
|--------------------|----------------|-------|----------------------------|----------------------------|--------------------|-----------------|-------|----------------------------|----------------------------|
| PARKER (cont'd) | GARNER ISD | ALL | - | 0.6 | PARKER (cont'd) | WEATHERFORD ISD | ALL | 172 | 2.9 |
| | | KG | - | 6.7 | | | KG | 5 | 1.2 |
| | | 01 | 0 | 0.0 | | | 01 | 7 | 1.5 |
| | | 02 | 0 | 0.0 | | | 02 | - | 0.2 |
| | | 03 | 0 | 0.0 | | | 03 | - | 0.8 |
| | | 04 | 0 | 0.0 | | | 04 | - | 0.2 |
| | | 05 | 0 | 0.0 | | | 05 | - | 0.2 |
| | | 06 | 0 | 0.0 | | | 06 | 0 | 0.0 |
| | | 07 | 0 | 0.0 | | | 07 | 12 | 2.1 |
| | | 08 | 0 | 0.0 | | | 08 | 9 | 1.7 |
| | | | | | | | 09 | 76 | 14.1 |
| | | | | | | | 10 | 42 | 10.8 |
| | | | | | | | 11 | 9 | 2.8 |
| | | | 12 | 5 | 1.7 | | | | |
| | MILLSAP ISD | ALL | 15 | 2.4 | PARMER | BOVINA ISD | ALL | 10 | 1.9 |
| | | KG | - | 2.4 | | | KG | - | 8.9 |
| | | 01 | - | 4.3 | | | 01 | - | 5.7 |
| | | 02 | - | 2.1 | | | 02 | 0 | 0.0 |
| | | 03 | 0 | 0.0 | | | 03 | 0 | 0.0 |
| | | 04 | 0 | 0.0 | | | 04 | 0 | 0.0 |
| | | 05 | 0 | 0.0 | | | 05 | 0 | 0.0 |
| | | 06 | 0 | 0.0 | | | 06 | 0 | 0.0 |
| | | 07 | 0 | 0.0 | | | 07 | - | 5.6 |
| | | 08 | 0 | 0.0 | | | 08 | 0 | 0.0 |
| | | 09 | 6 | 11.3 | | | 09 | - | 2.2 |
| | | 10 | - | 4.4 | | | 10 | 0 | 0.0 |
| | | 11 | - | 6.3 | | | 11 | 0 | 0.0 |
| | | 12 | 0 | 0.0 | 12 | 0 | 0.0 | | |
| | PEASTER ISD | ALL | 23 | 3.2 | | FARWELL ISD | ALL | 8 | 1.6 |
| | | KG | - | 6.5 | | | KG | - | 3.2 |
| | | 01 | - | 4.5 | | | 01 | 0 | 0.0 |
| | | 02 | 0 | 0.0 | | | 02 | - | 2.8 |
| | | 03 | - | 1.9 | | | 03 | 0 | 0.0 |
| | | 04 | 0 | 0.0 | | | 04 | 0 | 0.0 |
| | | 05 | 0 | 0.0 | | | 05 | 0 | 0.0 |
| | | 06 | - | 5.3 | | | 06 | 0 | 0.0 |
| | | 07 | - | 2.2 | | | 07 | - | 5.0 |
| | | 08 | - | 1.5 | | | 08 | 0 | 0.0 |
| | | 09 | 5 | 7.0 | | | 09 | - | 8.1 |
| | | 10 | - | 5.0 | | | 10 | 0 | 0.0 |
| | | 11 | - | 4.5 | | | 11 | 0 | 0.0 |
| | | 12 | - | 2.6 | 12 | - | 3.3 | | |
| | POOLVILLE ISD | ALL | 8 | 2.6 | | FRIONA ISD | ALL | 33 | 2.9 |
| | | KG | 0 | 0.0 | | | KG | 7 | 7.7 |
| | | 01 | 0 | 0.0 | | | 01 | - | 2.2 |
| | | 02 | - | 4.0 | | | 02 | - | 4.4 |
| | | 03 | 0 | 0.0 | | | 03 | - | 1.1 |
| | | 04 | 0 | 0.0 | | | 04 | - | 1.3 |
| | | 05 | 0 | 0.0 | | | 05 | - | 1.1 |
| | | 06 | - | 3.8 | | | 06 | - | 1.0 |
| | | 07 | - | 3.6 | | | 07 | 6 | 6.7 |
| | | 08 | - | 4.3 | | | 08 | - | 1.2 |
| | | 09 | - | 8.0 | | | 09 | 6 | 5.7 |
| | | 10 | - | 6.3 | | | 10 | - | 1.2 |
| | | 11 | 0 | 0.0 | | | 11 | - | 1.5 |
| | | 12 | - | 5.0 | 12 | - | 1.3 | | |
| | SPRINGTOWN ISD | ALL | 122 | 4.1 | | LAZBUDDIE ISD | ALL | - | 1.0 |
| | | KG | - | 0.5 | | | KG | - | 6.3 |
| | | 01 | 6 | 2.9 | | | 01 | - | 6.7 |
| | | 02 | 6 | 2.5 | | | 02 | 0 | 0.0 |
| | | 03 | 11 | 4.3 | | | 03 | 0 | 0.0 |
| | | 04 | - | 0.7 | | | 04 | 0 | 0.0 |
| | | 05 | - | 1.3 | | | 05 | 0 | 0.0 |
| | | 06 | 10 | 3.6 | | | 06 | 0 | 0.0 |
| | | 07 | 13 | 5.4 | | | 07 | 0 | 0.0 |
| | | 08 | 8 | 3.7 | | | 08 | 0 | 0.0 |
| | | 09 | 32 | 12.4 | | | 09 | 0 | 0.0 |
| | | 10 | 16 | 7.6 | | | 10 | 0 | 0.0 |
| | | 11 | 9 | 5.1 | | | 11 | 0 | 0.0 |
| | | 12 | 5 | 2.9 | 12 | 0 | 0.0 | | |

NOTE: A DASH (-) INDICATES DATA ARE NOT REPORTED TO PROTECT STUDENT ANONYMITY.

APPENDIX D
1997-98 RETENTION RATES
DISTRICT RETENTION RATES BY GRADE

| COUNTY | DISTRICT | GRADE | 97-98 TOTAL RETAINED | 97-98 RETENTION RATE | COUNTY | DISTRICT | GRADE | 97-98 TOTAL RETAINED | 97-98 RETENTION RATE |
|--------|-----------------|-------|----------------------------|----------------------------|------------------|----------------|-------|----------------------------|----------------------------|
| PECOS | BUENA VISTA ISD | ALL | - | 0.8 | POLK (cont'd) | GOODRICH ISD | ALL | 12 | 3.7 |
| | | KG | 0 | 0.0 | | | KG | 0 | 0.0 |
| | | 01 | - | 16.7 | | | 01 | 0 | 0.0 |
| | | 02 | 0 | 0.0 | | | 02 | - | 11.4 |
| | | 03 | 0 | 0.0 | | | 03 | 0 | 0.0 |
| | | 04 | 0 | 0.0 | | | 04 | - | 6.7 |
| | | 05 | 0 | 0.0 | | | 05 | - | 7.7 |
| | | 06 | 0 | 0.0 | | | 06 | 0 | 0.0 |
| | | 07 | 0 | 0.0 | | | 07 | - | 8.0 |
| | | 08 | 0 | 0.0 | | | 08 | 0 | 0.0 |
| | | 09 | 0 | 0.0 | | | 09 | - | 3.8 |
| | | 10 | 0 | 0.0 | | | 10 | 0 | 0.0 |
| | | 11 | 0 | 0.0 | | | 11 | - | 4.2 |
| 12 | 0 | 0.0 | 12 | 0 | 0.0 | | | | |
| | FT STOCKTON ISD | ALL | 136 | 5.1 | | LEGGETT ISD | ALL | 11 | 5.1 |
| | | KG | 13 | 7.1 | | | KG | 0 | 0.0 |
| | | 01 | - | 2.0 | | | 01 | - | 9.1 |
| | | 02 | 11 | 5.4 | | | 02 | - | 6.7 |
| | | 03 | 0 | 0.0 | | | 03 | - | 10.0 |
| | | 04 | - | 0.5 | | | 04 | - | 7.7 |
| | | 05 | - | 1.1 | | | 05 | - | 4.5 |
| | | 06 | - | 2.0 | | | 06 | 0 | 0.0 |
| | | 07 | - | 1.4 | | | 07 | - | 6.7 |
| | | 08 | - | 2.0 | | | 08 | - | 10.0 |
| | | 09 | 39 | 15.5 | | | 09 | - | 6.7 |
| | | 10 | 37 | 16.7 | | | 10 | 0 | 0.0 |
| | | 11 | 11 | 5.4 | | | 11 | - | 10.5 |
| 12 | 7 | 3.7 | 12 | 0 | 0.0 | | | | |
| | IRAAN-SHEFFIELD | ALL | 33 | 6.3 | | LIVINGSTON ISD | ALL | 108 | 3.2 |
| | | KG | 6 | 16.2 | | | KG | - | 0.4 |
| | | 01 | - | 3.8 | | | 01 | 9 | 3.3 |
| | | 02 | - | 3.3 | | | 02 | - | 0.4 |
| | | 03 | 0 | 0.0 | | | 03 | 6 | 2.6 |
| | | 04 | 0 | 0.0 | | | 04 | - | 1.1 |
| | | 05 | - | 3.1 | | | 05 | 5 | 1.8 |
| | | 06 | 0 | 0.0 | | | 06 | - | 0.7 |
| | | 07 | 0 | 0.0 | | | 07 | 20 | 7.0 |
| | | 08 | - | 2.6 | | | 08 | 11 | 4.1 |
| | | 09 | 22 | 25.6 | | | 09 | 30 | 10.5 |
| | | 10 | 0 | 0.0 | | | 10 | 6 | 2.4 |
| | | 11 | - | 2.4 | | | 11 | 9 | 4.7 |
| 12 | 0 | 0.0 | 12 | 5 | 2.4 | | | | |
| POLK | BIG SANDY ISD | ALL | 13 | 3.5 | | ONALASKA ISD | ALL | 16 | 3.7 |
| | | KG | 0 | 0.0 | | | KG | 0 | 0.0 |
| | | 01 | - | 7.7 | | | 01 | - | 8.0 |
| | | 02 | - | 7.1 | | | 02 | 5 | 9.3 |
| | | 03 | 0 | 0.0 | | | 03 | 0 | 0.0 |
| | | 04 | 0 | 0.0 | | | 04 | - | 4.2 |
| | | 05 | - | 6.5 | | | 05 | - | 4.7 |
| | | 06 | 0 | 0.0 | | | 06 | - | 4.5 |
| | | 07 | 0 | 0.0 | | | 07 | - | 1.6 |
| | | 08 | 0 | 0.0 | | | 08 | 0 | 0.0 |
| | | 09 | - | 10.5 | | | | | |
| | | 10 | - | 2.9 | | | | | |
| | | 11 | - | 7.1 | | | | | |
| 12 | 0 | 0.0 | | | | | | | |
| | CORRIGAN-CAMDEN | ALL | 15 | 1.4 | POTTER | AMARILLO ISD | ALL | 976 | 3.7 |
| | | KG | - | 1.1 | | | KG | 92 | 4.2 |
| | | 01 | 5 | 6.3 | | | 01 | 80 | 3.4 |
| | | 02 | - | 2.4 | | | 02 | 38 | 1.7 |
| | | 03 | 0 | 0.0 | | | 03 | 22 | 1.0 |
| | | 04 | 0 | 0.0 | | | 04 | 12 | 0.6 |
| | | 05 | 0 | 0.0 | | | 05 | 20 | 0.9 |
| | | 06 | - | 1.2 | | | 06 | 18 | 0.9 |
| | | 07 | 0 | 0.0 | | | 07 | 54 | 2.5 |
| | | 08 | 0 | 0.0 | | | 08 | 48 | 2.3 |
| | | 09 | - | 4.7 | | | 09 | 361 | 17.0 |
| | | 10 | - | 1.2 | | | 10 | 109 | 6.3 |
| | | 11 | - | 1.6 | | | 11 | 77 | 5.5 |
| 12 | 0 | 0.0 | 12 | 45 | 3.2 | | | | |

NOTE: A DASH (-) INDICATES DATA ARE NOT REPORTED TO PROTECT STUDENT ANONYMITY.

APPENDIX D
1997-98 RETENTION RATES
DISTRICT RETENTION RATES BY GRADE

| COUNTY | DISTRICT | GRADE | 97-98 TOTAL RETAINED | 97-98 RETENTION RATE | COUNTY | DISTRICT | GRADE | 97-98 TOTAL RETAINED | 97-98 RETENTION RATE |
|--------------------|-----------------|-------|----------------------------|----------------------------|-----------|-----------------|-------|----------------------------|----------------------------|
| POTTER (cont'd) | BUSHLAND ISD | ALL | - | 0.4 | RAINS | RAINS ISD | ALL | 29 | 2.2 |
| | | KG | - | 2.3 | | | KG | - | 2.7 |
| | | 01 | 0 | 0.0 | | | 01 | - | 1.1 |
| | | 02 | 0 | 0.0 | | | 02 | - | 1.1 |
| | | 03 | 0 | 0.0 | | | 03 | 0 | 0.0 |
| | | 04 | - | 1.8 | | | 04 | - | 2.0 |
| | | 05 | 0 | 0.0 | | | 05 | - | 0.9 |
| | | 06 | 0 | 0.0 | | | 06 | 0 | 0.0 |
| | | 07 | 0 | 0.0 | | | 07 | - | 1.8 |
| | | 08 | 0 | 0.0 | | | 08 | 0 | 0.0 |
| | | | | | | | 09 | 8 | 5.7 |
| | | | | | | | 10 | 7 | 7.2 |
| | | | 11 | - | 1.5 | | | | |
| | | | 12 | - | 4.0 | | | | |
| | HIGHLAND PARK I | ALL | 6 | 0.8 | RANDALL | CANYON ISD | ALL | 153 | 2.3 |
| | | KG | 0 | 0.0 | | | KG | 17 | 3.7 |
| | | 01 | 0 | 0.0 | | | 01 | 16 | 3.4 |
| | | 02 | - | 1.6 | | | 02 | 9 | 1.8 |
| | | 03 | - | 1.9 | | | 03 | - | 0.4 |
| | | 04 | 0 | 0.0 | | | 04 | 0 | 0.0 |
| | | 05 | 0 | 0.0 | | | 05 | - | 0.6 |
| | | 06 | 0 | 0.0 | | | 06 | 6 | 1.0 |
| | | 07 | - | 1.6 | | | 07 | 10 | 1.7 |
| | | 08 | - | 3.0 | | | 08 | 11 | 1.8 |
| | | 09 | 0 | 0.0 | | | 09 | 38 | 6.7 |
| | | 10 | - | 1.8 | | | 10 | 17 | 3.2 |
| | 11 | 0 | 0.0 | 11 | 12 | 2.5 | | | |
| | 12 | 0 | 0.0 | 12 | 12 | 2.4 | | | |
| | RIVER ROAD ISD | ALL | 20 | 1.5 | REAGAN | REAGAN COUNTY I | ALL | 21 | 2.1 |
| | | KG | 8 | 9.3 | | | KG | 5 | 7.4 |
| | | 01 | - | 3.5 | | | 01 | 5 | 7.1 |
| | | 02 | - | 1.1 | | | 02 | - | 4.1 |
| | | 03 | 0 | 0.0 | | | 03 | 0 | 0.0 |
| | | 04 | 0 | 0.0 | | | 04 | - | 1.4 |
| | | 05 | 0 | 0.0 | | | 05 | - | 1.1 |
| | | 06 | 0 | 0.0 | | | 06 | 0 | 0.0 |
| | | 07 | 0 | 0.0 | | | 07 | 0 | 0.0 |
| | | 08 | 0 | 0.0 | | | 08 | 0 | 0.0 |
| | | 09 | 0 | 0.0 | | | 09 | - | 3.0 |
| | | 10 | 5 | 4.9 | | | 10 | - | 1.3 |
| | 11 | - | 2.1 | 11 | - | 1.6 | | | |
| | 12 | - | 1.0 | 12 | - | 1.3 | | | |
| PRESIDIO | MARFA ISD | ALL | 10 | 2.1 | REAL | LEAKEY ISD | ALL | 7 | 2.7 |
| | | KG | - | 5.7 | | | KG | 0 | 0.0 |
| | | 01 | - | 2.3 | | | 01 | - | 11.8 |
| | | 02 | 0 | 0.0 | | | 02 | 0 | 0.0 |
| | | 03 | 0 | 0.0 | | | 03 | 0 | 0.0 |
| | | 04 | 0 | 0.0 | | | 04 | 0 | 0.0 |
| | | 05 | 0 | 0.0 | | | 05 | 0 | 0.0 |
| | | 06 | 0 | 0.0 | | | 06 | 0 | 0.0 |
| | | 07 | 0 | 0.0 | | | 07 | 0 | 0.0 |
| | | 08 | 0 | 0.0 | | | 08 | 0 | 0.0 |
| | | 09 | - | 8.1 | | | 09 | - | 16.7 |
| | | 10 | - | 2.7 | | | 10 | - | 6.9 |
| 11 | - | 6.3 | 11 | 0 | 0.0 | | | | |
| 12 | 0 | 0.0 | 12 | 0 | 0.0 | | | | |
| | PRESIDIO ISD | ALL | 51 | 4.3 | RED RIVER | AVERY ISD | ALL | 6 | 1.7 |
| | | KG | 0 | 0.0 | | | KG | - | 10.7 |
| | | 01 | 5 | 5.2 | | | 01 | - | 3.7 |
| | | 02 | - | 3.2 | | | 02 | 0 | 0.0 |
| | | 03 | 0 | 0.0 | | | 03 | 0 | 0.0 |
| | | 04 | 0 | 0.0 | | | 04 | - | 3.1 |
| | | 05 | 0 | 0.0 | | | 05 | 0 | 0.0 |
| | | 06 | - | 1.1 | | | 06 | 0 | 0.0 |
| | | 07 | 0 | 0.0 | | | 07 | 0 | 0.0 |
| | | 08 | 0 | 0.0 | | | 08 | - | 3.1 |
| | | 09 | 33 | 25.6 | | | 09 | 0 | 0.0 |
| | | 10 | - | 4.8 | | | 10 | 0 | 0.0 |
| | 11 | - | 5.6 | 11 | 0 | 0.0 | | | |
| | 12 | - | 1.8 | 12 | 0 | 0.0 | | | |

NOTE: A DASH (-) INDICATES DATA ARE NOT REPORTED TO PROTECT STUDENT ANONYMITY.

APPENDIX D
1997-98 RETENTION RATES
DISTRICT RETENTION RATES BY GRADE

| COUNTY | DISTRICT | GRADE | 97-98 TOTAL RETAINED | 97-98 RETENTION RATE | COUNTY | DISTRICT | GRADE | 97-98 TOTAL RETAINED | 97-98 RETENTION RATE | |
|-----------------------|-----------------|-------|----------------------------|----------------------------|---------|-----------------|-------------|----------------------------|----------------------------|------|
| RED RIVER (cont'd) | CLARKSVILLE ISD | ALL | 64 | 5.5 | REFUGIO | AUSTWELL-TIVOLI | ALL | 14 | 7.4 | |
| | | KG | 10 | 10.0 | | | KG | 0 | 0.0 | |
| | | 01 | - | 3.5 | | | 01 | 0 | 0.0 | |
| | | 02 | - | 2.2 | | | 02 | 0 | 0.0 | |
| | | 03 | - | 3.2 | | | 03 | 0 | 0.0 | |
| | | 04 | - | 1.0 | | | 04 | 0 | 0.0 | |
| | | 05 | - | 2.2 | | | 05 | - | 6.7 | |
| | | 06 | - | 4.8 | | | 06 | 0 | 0.0 | |
| | | 07 | 6 | 7.0 | | | 07 | - | 18.8 | |
| | | 08 | - | 1.1 | | | 08 | 7 | 35.0 | |
| | | 09 | 22 | 19.8 | | | 09 | - | 14.3 | |
| | | 10 | 8 | 9.5 | | | 10 | - | 7.7 | |
| | | 11 | 0 | 0.0 | | | 11 | 0 | 0.0 | |
| 12 | - | 3.2 | 12 | 0 | 0.0 | | | | | |
| | DETROIT ISD | ALL | - | 0.7 | | REFUGIO ISD | ALL | 23 | 2.8 | |
| | | KG | 0 | 0.0 | | | KG | - | 3.0 | |
| | | 01 | - | 2.6 | | | 01 | 5 | 9.4 | |
| | | 02 | 0 | 0.0 | | | 02 | - | 6.2 | |
| | | 03 | 0 | 0.0 | | | 03 | 0 | 0.0 | |
| | | 04 | - | 3.4 | | | 04 | 6 | 7.5 | |
| | | 05 | 0 | 0.0 | | | 05 | 0 | 0.0 | |
| | | 06 | 0 | 0.0 | | | 06 | - | 1.5 | |
| | | 07 | 0 | 0.0 | | | 07 | 0 | 0.0 | |
| | | 08 | 0 | 0.0 | | | 08 | 0 | 0.0 | |
| | | 09 | - | 3.1 | | | 09 | - | 6.3 | |
| | | 10 | 0 | 0.0 | | | 10 | - | 1.4 | |
| | | 11 | 0 | 0.0 | | | 11 | 0 | 0.0 | |
| | | 12 | 0 | 0.0 | | | 12 | 0 | 0.0 | |
| | TALCO-BOGATA CO | ALL | 17 | 2.5 | | WOODSBORO ISD | ALL | 29 | 4.7 | |
| | | KG | - | 7.4 | | | KG | - | 4.3 | |
| | | 01 | - | 2.0 | | | 01 | 5 | 8.5 | |
| | | 02 | 0 | 0.0 | | | 02 | 0 | 0.0 | |
| | | 03 | 0 | 0.0 | | | 03 | 0 | 0.0 | |
| | | 04 | 0 | 0.0 | | | 04 | 0 | 0.0 | |
| | | 05 | - | 1.6 | | | 05 | - | 2.2 | |
| | | 06 | - | 2.0 | | | 06 | - | 4.3 | |
| | | 07 | 0 | 0.0 | | | 07 | - | 7.9 | |
| | | 08 | 0 | 0.0 | | | 08 | - | 4.7 | |
| | | 09 | 6 | 9.7 | | | 09 | 11 | 21.2 | |
| | | 10 | - | 3.3 | | | 10 | - | 3.4 | |
| | | 11 | - | 4.8 | | | 11 | - | 2.1 | |
| | | 12 | 0 | 0.0 | | | 12 | 0 | 0.0 | |
| | REEVES | ALL | - | 1.3 | | ROBERTS | MIAMI ISD | ALL | 6 | 3.1 |
| | | KG | 0 | 0.0 | | | | KG | 0 | 0.0 |
| | | 01 | - | 7.1 | | | | 01 | - | 9.1 |
| | | 02 | - | 9.1 | | | | 02 | 0 | 0.0 |
| | | 03 | 0 | 0.0 | | | | 03 | - | 6.7 |
| | | 04 | 0 | 0.0 | | | | 04 | - | 11.1 |
| | | 05 | 0 | 0.0 | | | | 05 | - | 6.3 |
| | | 06 | 0 | 0.0 | | | | 06 | 0 | 0.0 |
| | | 07 | 0 | 0.0 | | | | 07 | - | 6.7 |
| | | 08 | - | 4.8 | | | | 08 | 0 | 0.0 |
| | | 09 | 0 | 0.0 | | | | 09 | - | 6.3 |
| | | 10 | 0 | 0.0 | | | | 10 | 0 | 0.0 |
| | | 11 | 0 | 0.0 | | | | 11 | 0 | 0.0 |
| | | 12 | 0 | 0.0 | | | | 12 | 0 | 0.0 |
| | PECOS-BARSTOW-T | ALL | 153 | 5.4 | | ROBERTSON | BREMOND ISD | ALL | - | 0.7 |
| | | KG | - | 0.5 | | | | KG | 0 | 0.0 |
| | | 01 | 23 | 10.1 | | | | 01 | 0 | 0.0 |
| | | 02 | - | 0.5 | | | | 02 | 0 | 0.0 |
| | | 03 | - | 0.9 | | | | 03 | 0 | 0.0 |
| | | 04 | - | 1.0 | | | | 04 | 0 | 0.0 |
| | | 05 | 5 | 2.2 | | | | 05 | - | 2.5 |
| | | 06 | - | 0.8 | | | | 06 | - | 2.8 |
| | | 07 | 6 | 2.5 | | | | 07 | 0 | 0.0 |
| | | 08 | 7 | 2.7 | | | | 08 | 0 | 0.0 |
| | | 09 | 68 | 24.5 | | | | 09 | 0 | 0.0 |
| | | 10 | 20 | 10.6 | | | | 10 | - | 3.7 |
| | | 11 | 8 | 5.2 | | | | 11 | 0 | 0.0 |
| | | 12 | 8 | 5.1 | | | | 12 | 0 | 0.0 |

NOTE: A DASH (-) INDICATES DATA ARE NOT REPORTED TO PROTECT STUDENT ANONYMITY.

APPENDIX D
1997-98 RETENTION RATES
DISTRICT RETENTION RATES BY GRADE

| COUNTY | DISTRICT | GRADE | 97-98 TOTAL RETAINED | 97-98 RETENTION RATE | COUNTY | DISTRICT | GRADE | 97-98 TOTAL RETAINED | 97-98 RETENTION RATE |
|-----------------------|--------------|-------|----------------------------|----------------------------|----------------------|----------------|-------|----------------------------|----------------------------|
| ROBERTSON (cont'd) | CALVERT ISD | ALL | 20 | 6.8 | ROCKWALL (cont'd) | ROYSE CITY ISD | ALL | 54 | 3.5 |
| | | KG | - | 4.3 | | | KG | 17 | 12.0 |
| | | 01 | - | 2.8 | | | 01 | 5 | 3.7 |
| | | 02 | 0 | 0.0 | | | 02 | - | 2.2 |
| | | 03 | 0 | 0.0 | | | 03 | - | 0.7 |
| | | 04 | 0 | 0.0 | | | 04 | - | 2.5 |
| | | 05 | 0 | 0.0 | | | 05 | 0 | 0.0 |
| | | 06 | 0 | 0.0 | | | 06 | 0 | 0.0 |
| | | 07 | - | 21.4 | | | 07 | - | 1.8 |
| | | 08 | - | 17.6 | | | 08 | 0 | 0.0 |
| | | 09 | 7 | 29.2 | | | 09 | 13 | 10.8 |
| | | 10 | - | 5.9 | | | 10 | 7 | 6.7 |
| 11 | - | 26.7 | 11 | - | 3.8 | | | | |
| 12 | 0 | 0.0 | 12 | 0 | 0.0 | | | | |
| | FRANKLIN ISD | ALL | 34 | 4.1 | RUNNELS | BALLINGER ISD | ALL | 19 | 1.7 |
| | | KG | - | 5.0 | | | KG | - | 2.7 |
| | | 01 | - | 1.7 | | | 01 | 6 | 6.3 |
| | | 02 | - | 2.9 | | | 02 | - | 1.2 |
| | | 03 | 0 | 0.0 | | | 03 | - | 3.2 |
| | | 04 | 0 | 0.0 | | | 04 | 0 | 0.0 |
| | | 05 | - | 3.0 | | | 05 | - | 1.3 |
| | | 06 | - | 1.6 | | | 06 | 0 | 0.0 |
| | | 07 | - | 3.7 | | | 07 | 0 | 0.0 |
| | | 08 | - | 6.3 | | | 08 | 0 | 0.0 |
| | | 09 | 15 | 21.7 | | | 09 | - | 3.6 |
| | | 10 | - | 4.1 | | | 10 | - | 1.2 |
| 11 | 0 | 0.0 | 11 | - | 1.4 | | | | |
| 12 | 0 | 0.0 | 12 | 0 | 0.0 | | | | |
| | HEARNE ISD | ALL | 90 | 7.3 | | MILES ISD | ALL | 5 | 1.1 |
| | | KG | - | 3.6 | | | KG | - | 2.6 |
| | | 01 | 9 | 9.0 | | | 01 | 0 | 0.0 |
| | | 02 | 8 | 7.2 | | | 02 | 0 | 0.0 |
| | | 03 | 0 | 0.0 | | | 03 | 0 | 0.0 |
| | | 04 | 0 | 0.0 | | | 04 | 0 | 0.0 |
| | | 05 | - | 1.2 | | | 05 | 0 | 0.0 |
| | | 06 | - | 4.1 | | | 06 | 0 | 0.0 |
| | | 07 | - | 4.8 | | | 07 | - | 2.6 |
| | | 08 | - | 0.9 | | | 08 | 0 | 0.0 |
| | | 09 | 34 | 30.4 | | | 09 | - | 1.9 |
| | | 10 | 15 | 16.3 | | | 10 | 0 | 0.0 |
| 11 | 8 | 10.3 | 11 | 0 | 0.0 | | | | |
| 12 | - | 4.2 | 12 | - | 6.3 | | | | |
| | MUMFORD ISD | ALL | 23 | 13.3 | | OLFEN ISD | ALL | - | 3.5 |
| | | KG | 5 | 14.3 | | | KG | 0 | 0.0 |
| | | 01 | - | 14.3 | | | 01 | 0 | 0.0 |
| | | 02 | - | 10.5 | | | 02 | 0 | 0.0 |
| | | 03 | 5 | 29.4 | | | 03 | - | 9.1 |
| | | 04 | - | 15.8 | | | 04 | 0 | 0.0 |
| | | 05 | - | 5.6 | | | 05 | - | 11.1 |
| | | 06 | - | 5.3 | | | 06 | 0 | 0.0 |
| 07 | - | 16.7 | 07 | - | 8.3 | | | | |
| 08 | 0 | 0.0 | 08 | 0 | 0.0 | | | | |
| ROCKWALL | ROCKWALL ISD | ALL | 123 | 1.9 | | WINTERS ISD | ALL | 8 | 1.1 |
| | | KG | 9 | 2.1 | | | KG | - | 2.0 |
| | | 01 | 12 | 2.5 | | | 01 | - | 1.8 |
| | | 02 | 7 | 1.4 | | | 02 | 0 | 0.0 |
| | | 03 | - | 0.4 | | | 03 | - | 1.6 |
| | | 04 | 0 | 0.0 | | | 04 | 0 | 0.0 |
| | | 05 | 5 | 1.0 | | | 05 | 0 | 0.0 |
| | | 06 | - | 0.5 | | | 06 | 0 | 0.0 |
| | | 07 | - | 0.7 | | | 07 | 0 | 0.0 |
| | | 08 | - | 0.6 | | | 08 | 0 | 0.0 |
| | | 09 | 36 | 6.8 | | | 09 | - | 5.1 |
| | | 10 | 22 | 5.1 | | | 10 | 0 | 0.0 |
| 11 | 8 | 2.1 | 11 | 0 | 0.0 | | | | |
| 12 | 12 | 3.1 | 12 | - | 1.8 | | | | |

NOTE: A DASH (-) INDICATES DATA ARE NOT REPORTED TO PROTECT STUDENT ANONYMITY.

APPENDIX D
1997-98 RETENTION RATES
DISTRICT RETENTION RATES BY GRADE

| COUNTY | DISTRICT | GRADE | 97-98 TOTAL RETAINED | 97-98 RETENTION RATE | COUNTY | DISTRICT | GRADE | 97-98 TOTAL RETAINED | 97-98 RETENTION RATE |
|--------|-----------------|-------|----------------------------|----------------------------|------------------|-----------------|-------|----------------------------|----------------------------|
| RUSK | CARLISLE ISD | ALL | 13 | 3.1 | RUSK (cont'd) | OVERTON ISD | ALL | - | 0.7 |
| | | KG | 0 | 0.0 | | | KG | 0 | 0.0 |
| | | 01 | - | 4.9 | | | 01 | 0 | 0.0 |
| | | 02 | 0 | 0.0 | | | 02 | - | 2.7 |
| | | 03 | - | 3.8 | | | 03 | - | 2.8 |
| | | 04 | 0 | 0.0 | | | 04 | - | 2.9 |
| | | 05 | 0 | 0.0 | | | 05 | 0 | 0.0 |
| | | 06 | - | 6.3 | | | 06 | 0 | 0.0 |
| | | 07 | - | 3.2 | | | 07 | 0 | 0.0 |
| | | 08 | - | 3.0 | | | 08 | 0 | 0.0 |
| | | 09 | - | 5.0 | | | 09 | 0 | 0.0 |
| | | 10 | - | 6.5 | | | 10 | 0 | 0.0 |
| | | 11 | - | 3.4 | | | 11 | 0 | 0.0 |
| 12 | - | 4.5 | 12 | 0 | 0.0 | | | | |
| | HENDERSON ISD | ALL | 112 | 3.3 | | TATUM ISD | ALL | 33 | 2.9 |
| | | KG | - | 0.4 | | | KG | 0 | 0.0 |
| | | 01 | 8 | 2.8 | | | 01 | - | 1.3 |
| | | 02 | 10 | 3.8 | | | 02 | 0 | 0.0 |
| | | 03 | - | 0.4 | | | 03 | 0 | 0.0 |
| | | 04 | - | 1.1 | | | 04 | - | 3.4 |
| | | 05 | - | 0.4 | | | 05 | - | 2.2 |
| | | 06 | 5 | 1.9 | | | 06 | 0 | 0.0 |
| | | 07 | - | 1.1 | | | 07 | - | 2.2 |
| | | 08 | 5 | 1.7 | | | 08 | - | 1.1 |
| | | 09 | 56 | 18.8 | | | 09 | 11 | 8.5 |
| | | 10 | 11 | 4.2 | | | 10 | 7 | 8.1 |
| | | 11 | 7 | 3.0 | | | 11 | - | 4.4 |
| 12 | - | 0.5 | 12 | - | 2.9 | | | | |
| | LANEVILLE ISD | ALL | - | 0.9 | | WEST RUSK ISD | ALL | 36 | 3.8 |
| | | KG | 0 | 0.0 | | | KG | - | 5.6 |
| | | 01 | 0 | 0.0 | | | 01 | 8 | 10.5 |
| | | 02 | 0 | 0.0 | | | 02 | - | 5.1 |
| | | 03 | 0 | 0.0 | | | 03 | - | 3.1 |
| | | 04 | 0 | 0.0 | | | 04 | - | 2.8 |
| | | 05 | 0 | 0.0 | | | 05 | - | 3.7 |
| | | 06 | 0 | 0.0 | | | 06 | 0 | 0.0 |
| | | 07 | 0 | 0.0 | | | 07 | 0 | 0.0 |
| | | 08 | - | 4.3 | | | 08 | - | 2.2 |
| | | 09 | 0 | 0.0 | | | 09 | - | 3.5 |
| | | 10 | 0 | 0.0 | | | 10 | - | 6.0 |
| | | 11 | - | 6.3 | | | 11 | - | 1.5 |
| 12 | 0 | 0.0 | 12 | - | 8.2 | | | | |
| | LEVERETTS CHAPE | ALL | 5 | 2.3 | SABINE | HEMPHILL ISD | ALL | 29 | 3.2 |
| | | KG | 0 | 0.0 | | | KG | 0 | 0.0 |
| | | 01 | 0 | 0.0 | | | 01 | - | 4.2 |
| | | 02 | 0 | 0.0 | | | 02 | - | 5.5 |
| | | 03 | 0 | 0.0 | | | 03 | - | 4.0 |
| | | 04 | 0 | 0.0 | | | 04 | - | 1.4 |
| | | 05 | 0 | 0.0 | | | 05 | 0 | 0.0 |
| | | 06 | 0 | 0.0 | | | 06 | 0 | 0.0 |
| | | 07 | - | 20.0 | | | 07 | 6 | 8.7 |
| | | 08 | 0 | 0.0 | | | 08 | 7 | 9.2 |
| | | 09 | - | 12.5 | | | 09 | - | 1.3 |
| | | 10 | 0 | 0.0 | | | 10 | - | 5.3 |
| | | 11 | 0 | 0.0 | | | 11 | - | 1.8 |
| 12 | 0 | 0.0 | 12 | 0 | 0.0 | | | | |
| | MOUNT ENTERPRIS | ALL | 8 | 2.2 | | WEST SABINE ISD | ALL | 24 | 3.9 |
| | | KG | 0 | 0.0 | | | KG | 0 | 0.0 |
| | | 01 | - | 3.2 | | | 01 | - | 6.1 |
| | | 02 | 0 | 0.0 | | | 02 | - | 2.2 |
| | | 03 | 0 | 0.0 | | | 03 | - | 4.8 |
| | | 04 | 0 | 0.0 | | | 04 | - | 1.9 |
| | | 05 | 0 | 0.0 | | | 05 | 0 | 0.0 |
| | | 06 | 0 | 0.0 | | | 06 | 0 | 0.0 |
| | | 07 | - | 8.0 | | | 07 | 6 | 11.8 |
| | | 08 | - | 6.1 | | | 08 | - | 6.4 |
| | | 09 | - | 4.2 | | | 09 | 6 | 12.0 |
| | | 10 | - | 6.9 | | | 10 | 0 | 0.0 |
| | | 11 | 0 | 0.0 | | | 11 | - | 5.1 |
| 12 | 0 | 0.0 | 12 | 0 | 0.0 | | | | |

NOTE: A DASH (-) INDICATES DATA ARE NOT REPORTED TO PROTECT STUDENT ANONYMITY.

APPENDIX D
1997-98 RETENTION RATES
DISTRICT RETENTION RATES BY GRADE

| COUNTY | DISTRICT | GRADE | 97-98 TOTAL RETAINED | 97-98 RETENTION RATE | COUNTY | DISTRICT | GRADE | 97-98 TOTAL RETAINED | 97-98 RETENTION RATE |
|---------------|-----------------|-------|----------------------------|----------------------------|--------------------------|-----------------|-------|----------------------------|----------------------------|
| SAN AUGUSTINE | BROADDUS ISD | ALL | 6 | 1.5 | SAN PATRICIO (cont'd) | GREGORY-PORTLAN | ALL | 115 | 2.9 |
| | | KG | 0 | 0.0 | | | KG | 7 | 2.5 |
| | | 01 | - | 11.4 | | | 01 | 13 | 4.5 |
| | | 02 | 0 | 0.0 | | | 02 | 10 | 3.1 |
| | | 03 | 0 | 0.0 | | | 03 | - | 0.9 |
| | | 04 | 0 | 0.0 | | | 04 | - | 0.7 |
| | | 05 | 0 | 0.0 | | | 05 | - | 0.3 |
| | | 06 | 0 | 0.0 | | | 06 | 0 | 0.0 |
| | | 07 | - | 2.4 | | | 07 | 16 | 4.5 |
| | | 08 | - | 3.3 | | | 08 | 10 | 3.0 |
| | | 09 | 0 | 0.0 | | | 09 | 33 | 10.1 |
| | | 10 | 0 | 0.0 | | | 10 | 11 | 4.0 |
| 11 | 0 | 0.0 | 11 | 9 | 3.5 | | | | |
| 12 | 0 | 0.0 | 12 | 0 | 0.0 | | | | |
| | SAN AUGUSTINE I | ALL | 33 | 3.7 | | INGLESIDE ISD | ALL | 82 | 4.6 |
| | | KG | - | 4.1 | | | KG | - | 0.7 |
| | | 01 | - | 2.8 | | | 01 | 16 | 10.5 |
| | | 02 | - | 3.0 | | | 02 | - | 2.7 |
| | | 03 | - | 4.8 | | | 03 | - | 2.1 |
| | | 04 | 6 | 7.5 | | | 04 | 6 | 3.9 |
| | | 05 | - | 1.2 | | | 05 | - | 1.3 |
| | | 06 | 0 | 0.0 | | | 06 | 0 | 0.0 |
| | | 07 | 0 | 0.0 | | | 07 | - | 0.6 |
| | | 08 | - | 1.4 | | | 08 | - | 1.4 |
| | | 09 | 5 | 6.0 | | | 09 | 35 | 28.0 |
| | | 10 | 5 | 5.8 | | | 10 | 7 | 5.5 |
| 11 | - | 6.1 | 11 | - | 2.2 | | | | |
| 12 | - | 12.5 | 12 | - | 2.9 | | | | |
| SAN JACINTO | COLDSRING-OAKH | ALL | 103 | 6.0 | | MATHIS ISD | ALL | 115 | 5.6 |
| | | KG | - | 0.9 | | | KG | 0 | 0.0 |
| | | 01 | 5 | 3.6 | | | 01 | 18 | 10.1 |
| | | 02 | 7 | 5.0 | | | 02 | 7 | 4.7 |
| | | 03 | - | 1.4 | | | 03 | 5 | 3.2 |
| | | 04 | 5 | 3.3 | | | 04 | 11 | 6.5 |
| | | 05 | - | 0.7 | | | 05 | 12 | 7.3 |
| | | 06 | - | 1.6 | | | 06 | 5 | 2.8 |
| | | 07 | 0 | 0.0 | | | 07 | 19 | 11.1 |
| | | 08 | - | 1.6 | | | 08 | - | 2.3 |
| | | 09 | 69 | 32.2 | | | 09 | 27 | 13.0 |
| | | 10 | - | 3.8 | | | 10 | 5 | 4.1 |
| 11 | - | 4.4 | 11 | - | 0.9 | | | | |
| 12 | - | 2.0 | 12 | - | 0.9 | | | | |
| | SHEPHERD ISD | ALL | 110 | 7.0 | | ODEM-EDROY ISD | ALL | 39 | 3.5 |
| | | KG | - | 0.8 | | | KG | - | 2.6 |
| | | 01 | 17 | 12.5 | | | 01 | - | 2.4 |
| | | 02 | 6 | 4.5 | | | 02 | - | 3.6 |
| | | 03 | 7 | 5.8 | | | 03 | - | 2.1 |
| | | 04 | - | 2.9 | | | 04 | - | 1.3 |
| | | 05 | 0 | 0.0 | | | 05 | 0 | 0.0 |
| | | 06 | 7 | 5.0 | | | 06 | - | 1.1 |
| | | 07 | 10 | 8.1 | | | 07 | - | 1.1 |
| | | 08 | 7 | 5.3 | | | 08 | - | 2.2 |
| | | 09 | 31 | 20.4 | | | 09 | 19 | 15.1 |
| | | 10 | 12 | 14.0 | | | 10 | - | 3.4 |
| 11 | - | 4.3 | 11 | - | 2.9 | | | | |
| 12 | - | 5.6 | 12 | - | 1.5 | | | | |
| SAN PATRICIO | ARANSAS PASS IS | ALL | 113 | 5.7 | | SINTON ISD | ALL | 93 | 4.5 |
| | | KG | 6 | 3.3 | | | KG | - | 0.6 |
| | | 01 | 23 | 11.4 | | | 01 | - | 1.1 |
| | | 02 | 7 | 4.2 | | | 02 | 0 | 0.0 |
| | | 03 | - | 2.0 | | | 03 | 5 | 3.1 |
| | | 04 | - | 2.9 | | | 04 | 7 | 4.3 |
| | | 05 | - | 2.6 | | | 05 | - | 0.6 |
| | | 06 | - | 1.9 | | | 06 | - | 0.5 |
| | | 07 | - | 2.7 | | | 07 | - | 2.1 |
| | | 08 | - | 2.4 | | | 08 | - | 1.1 |
| | | 09 | 41 | 22.4 | | | 09 | 52 | 24.6 |
| | | 10 | 7 | 6.4 | | | 10 | 8 | 6.5 |
| 11 | 6 | 5.9 | 11 | 6 | 5.2 | | | | |
| 12 | 0 | 0.0 | 12 | 5 | 3.2 | | | | |

NOTE: A DASH (-) INDICATES DATA ARE NOT REPORTED TO PROTECT STUDENT ANONYMITY.

APPENDIX D
1997-98 RETENTION RATES
DISTRICT RETENTION RATES BY GRADE

| COUNTY | DISTRICT | GRADE | 97-98 TOTAL RETAINED | 97-98 RETENTION RATE | COUNTY | DISTRICT | GRADE | 97-98 TOTAL RETAINED | 97-98 RETENTION RATE |
|--------------------------|-----------------|------------|----------------------------|----------------------------|------------|---------------|-------|----------------------------|----------------------------|
| SAN PATRICIO (cont'd) | TAFT ISD | ALL | 81 | 5.8 | SCURRY | HERMLEIGH ISD | ALL | 9 | 6.0 |
| | | KG | 0 | 0.0 | | | KG | 0 | 0.0 |
| | | 01 | - | 3.4 | | | 01 | 0 | 0.0 |
| | | 02 | - | 1.9 | | | 02 | 0 | 0.0 |
| | | 03 | 0 | 0.0 | | | 03 | 0 | 0.0 |
| | | 04 | - | 1.2 | | | 04 | - | 28.6 |
| | | 05 | - | 2.2 | | | 05 | 0 | 0.0 |
| | | 06 | - | 1.8 | | | 06 | - | 9.1 |
| | | 07 | - | 1.7 | | | 07 | 0 | 0.0 |
| | | 08 | 5 | 3.9 | | | 08 | - | 20.0 |
| | | 09 | 49 | 31.4 | | | 09 | - | 8.3 |
| | | 10 | 12 | 11.9 | | | 10 | 0 | 0.0 |
| | | 11 | - | 2.2 | | | 11 | 0 | 0.0 |
| 12 | 0 | 0.0 | 12 | 0 | 0.0 | | | | |
| SAN SABA | CHEROKEE ISD | ALL | - | 1.2 | IRA ISD | ALL | - | 1.2 | |
| | | KG | 0 | 0.0 | | KG | 0 | 0.0 | |
| | | 01 | 0 | 0.0 | | 01 | 0 | 0.0 | |
| | | 02 | - | 10.0 | | 02 | 0 | 0.0 | |
| | | 03 | 0 | 0.0 | | 03 | 0 | 0.0 | |
| | | 04 | 0 | 0.0 | | 04 | 0 | 0.0 | |
| | | 05 | 0 | 0.0 | | 05 | 0 | 0.0 | |
| | | 06 | 0 | 0.0 | | 06 | 0 | 0.0 | |
| | | 07 | 0 | 0.0 | | 07 | - | 5.0 | |
| | | 08 | - | 4.8 | | 08 | 0 | 0.0 | |
| | | 09 | 0 | 0.0 | | 09 | - | 6.3 | |
| | | 10 | 0 | 0.0 | | 10 | 0 | 0.0 | |
| | 11 | 0 | 0.0 | 11 | 0 | 0.0 | | | |
| | 12 | 0 | 0.0 | 12 | 0 | 0.0 | | | |
| | RICHLAND SPRING | SNYDER ISD | ALL | - | 1.3 | ALL | 97 | 3.3 | |
| | | | KG | - | 8.3 | KG | 20 | 8.0 | |
| | | | 01 | 0 | 0.0 | 01 | 7 | 3.2 | |
| | | | 02 | 0 | 0.0 | 02 | - | 1.0 | |
| | | | 03 | 0 | 0.0 | 03 | 8 | 3.6 | |
| | | | 04 | - | 6.7 | 04 | - | 1.4 | |
| | | | 05 | 0 | 0.0 | 05 | - | 1.9 | |
| | | | 06 | 0 | 0.0 | 06 | - | 0.4 | |
| | | | 07 | 0 | 0.0 | 07 | - | 1.2 | |
| | | | 08 | 0 | 0.0 | 08 | - | 0.4 | |
| 09 | | | 0 | 0.0 | 09 | 34 | 12.7 | | |
| 10 | | | 0 | 0.0 | 10 | 8 | 3.4 | | |
| 11 | 0 | 0.0 | 11 | - | 0.9 | | | | |
| 12 | 0 | 0.0 | 12 | - | 1.9 | | | | |
| SAN SABA ISD | SHACKELFORD | ALL | 15 | 2.0 | ALBANY ISD | ALL | 12 | 2.2 | |
| | | KG | - | 1.8 | | KG | 6 | 13.6 | |
| | | 01 | 9 | 12.9 | | 01 | 0 | 0.0 | |
| | | 02 | - | 3.4 | | 02 | - | 2.6 | |
| | | 03 | 0 | 0.0 | | 03 | - | 2.4 | |
| | | 04 | 0 | 0.0 | | 04 | 0 | 0.0 | |
| | | 05 | 0 | 0.0 | | 05 | 0 | 0.0 | |
| | | 06 | 0 | 0.0 | | 06 | 0 | 0.0 | |
| | | 07 | - | 4.4 | | 07 | - | 2.1 | |
| | | 08 | 0 | 0.0 | | 08 | - | 2.1 | |
| | | 09 | - | 1.5 | | 09 | - | 1.9 | |
| | | 10 | 0 | 0.0 | | 10 | 0 | 0.0 | |
| 11 | 0 | 0.0 | 11 | - | 2.4 | | | | |
| 12 | 0 | 0.0 | 12 | 0 | 0.0 | | | | |
| SCHLEICHER | SCHLEICHER ISD | ALL | 14 | 2.0 | MORAN ISD | ALL | 7 | 8.5 | |
| | | KG | - | 7.7 | | KG | - | - | |
| | | 01 | - | 1.9 | | 01 | - | 30.0 | |
| | | 02 | - | 2.0 | | 02 | - | - | |
| | | 03 | - | 1.9 | | 03 | 0 | 0.0 | |
| | | 04 | 0 | 0.0 | | 04 | 0 | 0.0 | |
| | | 05 | 0 | 0.0 | | 05 | - | - | |
| | | 06 | 0 | 0.0 | | 06 | - | 14.3 | |
| | | 07 | 0 | 0.0 | | 07 | - | - | |
| | | 08 | 0 | 0.0 | | 08 | - | - | |
| | | 09 | 5 | 6.8 | | 09 | - | 22.2 | |
| | | 10 | - | 2.0 | | 10 | 0 | 0.0 | |
| 11 | - | 2.0 | 11 | 0 | 0.0 | | | | |
| 12 | - | 1.8 | 12 | 0 | 0.0 | | | | |

NOTE: A DASH (-) INDICATES DATA ARE NOT REPORTED TO PROTECT STUDENT ANONYMITY.

APPENDIX D
1997-98 RETENTION RATES
DISTRICT RETENTION RATES BY GRADE

| COUNTY | DISTRICT | GRADE | 97-98 TOTAL RETAINED | 97-98 RETENTION RATE | COUNTY | DISTRICT | GRADE | 97-98 TOTAL RETAINED | 97-98 RETENTION RATE |
|--------|-----------------|-------|----------------------------|----------------------------|--------------------|---------------|-------|----------------------------|----------------------------|
| SHELBY | CENTER ISD | ALL | 80 | 3.8 | SHELBY (cont'd) | TIMPSON ISD | ALL | 27 | 4.4 |
| | | KG | 14 | 7.8 | | | KG | 5 | 11.9 |
| | | 01 | 13 | 7.6 | | | 01 | 10 | 23.3 |
| | | 02 | - | 1.3 | | | 02 | 7 | 14.6 |
| | | 03 | 9 | 5.1 | | | 03 | - | 4.5 |
| | | 04 | 0 | 0.0 | | | 04 | 0 | 0.0 |
| | | 05 | - | 1.3 | | | 05 | 0 | 0.0 |
| | | 06 | 0 | 0.0 | | | 06 | 0 | 0.0 |
| | | 07 | 12 | 7.4 | | | 07 | 0 | 0.0 |
| | | 08 | - | 0.6 | | | 08 | 0 | 0.0 |
| | | 09 | 17 | 9.4 | | | 09 | - | 3.3 |
| | | 10 | 6 | 4.1 | | | 10 | - | 2.4 |
| | | 11 | - | 1.9 | | | 11 | 0 | 0.0 |
| 12 | - | 1.4 | 12 | 0 | 0.0 | | | | |
| | EXCELSIOR ISD | ALL | - | 1.8 | SHERMAN | STRATFORD ISD | ALL | 25 | 4.5 |
| | | KG | - | 14.3 | | | KG | 8 | 18.6 |
| | | 01 | 0 | 0.0 | | | 01 | - | 2.5 |
| | | 02 | 0 | 0.0 | | | 02 | - | 1.8 |
| | | 03 | - | - | | | 03 | - | 2.3 |
| | | 04 | 0 | 0.0 | | | 04 | - | 4.0 |
| | | 05 | - | - | | | 05 | - | 8.5 |
| | | 06 | 0 | 0.0 | | | 06 | - | 4.7 |
| | | 07 | 0 | 0.0 | | | 07 | 0 | 0.0 |
| | | 08 | 0 | 0.0 | | | 08 | 0 | 0.0 |
| | | | | | | | 09 | - | 9.8 |
| | | | | | | | 10 | - | 4.3 |
| | | | | | | | 11 | 0 | 0.0 |
| | | | 12 | 0 | 0.0 | | | | |
| | JOAQUIN ISD | ALL | 22 | 4.0 | | TEXHOMA ISD | ALL | 7 | 2.2 |
| | | KG | - | 2.7 | | | KG | - | 13.0 |
| | | 01 | - | 10.0 | | | 01 | 0 | 0.0 |
| | | 02 | - | 6.9 | | | 02 | 0 | 0.0 |
| | | 03 | 0 | 0.0 | | | 03 | 0 | 0.0 |
| | | 04 | - | 4.8 | | | 04 | 0 | 0.0 |
| | | 05 | 0 | 0.0 | | | 05 | - | 4.2 |
| | | 06 | 0 | 0.0 | | | 06 | 0 | 0.0 |
| | | 07 | - | 10.3 | | | 07 | - | 4.2 |
| | | 08 | 0 | 0.0 | | | 08 | 0 | 0.0 |
| | | 09 | - | 6.3 | | | 09 | - | 4.5 |
| | | 10 | - | 8.3 | | | 10 | 0 | 0.0 |
| | | 11 | - | 3.2 | | | 11 | - | 6.3 |
| 12 | 0 | 0.0 | 12 | 0 | 0.0 | | | | |
| | SHELBYVILLE ISD | ALL | 18 | 2.6 | SMITH | ARP ISD | ALL | 12 | 1.8 |
| | | KG | 0 | 0.0 | | | KG | - | 1.8 |
| | | 01 | - | 5.0 | | | 01 | - | 4.1 |
| | | 02 | - | 7.3 | | | 02 | - | 1.9 |
| | | 03 | - | 3.5 | | | 03 | 0 | 0.0 |
| | | 04 | - | 2.9 | | | 04 | - | 1.8 |
| | | 05 | - | 1.8 | | | 05 | 0 | 0.0 |
| | | 06 | - | 5.9 | | | 06 | 0 | 0.0 |
| | | 07 | 0 | 0.0 | | | 07 | 0 | 0.0 |
| | | 08 | - | 2.3 | | | 08 | 0 | 0.0 |
| | | 09 | - | 2.1 | | | 09 | - | 4.3 |
| | | 10 | 0 | 0.0 | | | 10 | - | 1.9 |
| | | 11 | 0 | 0.0 | | | 11 | - | 5.6 |
| 12 | - | 2.4 | | | | | | | |
| | TENAHA ISD | ALL | 5 | 1.4 | | BULLARD ISD | ALL | 36 | 3.0 |
| | | KG | 0 | 0.0 | | | KG | - | 2.2 |
| | | 01 | - | 7.1 | | | 01 | - | 2.8 |
| | | 02 | - | 6.1 | | | 02 | - | 1.9 |
| | | 03 | 0 | 0.0 | | | 03 | 0 | 0.0 |
| | | 04 | 0 | 0.0 | | | 04 | - | 1.0 |
| | | 05 | 0 | 0.0 | | | 05 | - | 0.9 |
| | | 06 | 0 | 0.0 | | | 06 | 9 | 8.0 |
| | | 07 | 0 | 0.0 | | | 07 | 5 | 5.1 |
| | | 08 | 0 | 0.0 | | | 08 | 0 | 0.0 |
| | | 09 | 0 | 0.0 | | | 09 | 11 | 11.6 |
| | | 10 | 0 | 0.0 | | | 10 | - | 4.4 |
| | | 11 | 0 | 0.0 | | | 11 | 0 | 0.0 |
| 12 | - | 4.3 | 12 | 0 | 0.0 | | | | |

NOTE: A DASH (-) INDICATES DATA ARE NOT REPORTED TO PROTECT STUDENT ANONYMITY.

APPENDIX D
1997-98 RETENTION RATES
DISTRICT RETENTION RATES BY GRADE

| COUNTY | DISTRICT | GRADE | 97-98 TOTAL RETAINED | 97-98 RETENTION RATE | COUNTY | DISTRICT | GRADE | 97-98 TOTAL RETAINED | 97-98 RETENTION RATE |
|-------------------|-----------------|-------|----------------------------|----------------------------|-------------------|-----------------|-------|----------------------------|----------------------------|
| SMITH (cont'd) | CHAPEL HILL ISD | ALL | 116 | 4.2 | SMITH (cont'd) | WINONA ISD | ALL | 14 | 1.6 |
| | | KG | - | 0.5 | | | KG | 0 | 0.0 |
| | | 01 | 7 | 3.4 | | | 01 | - | 1.5 |
| | | 02 | - | 1.8 | | | 02 | 0 | 0.0 |
| | | 03 | - | 1.0 | | | 03 | 0 | 0.0 |
| | | 04 | 0 | 0.0 | | | 04 | - | 2.7 |
| | | 05 | - | 0.4 | | | 05 | 0 | 0.0 |
| | | 06 | 5 | 2.1 | | | 06 | 0 | 0.0 |
| | | 07 | 6 | 2.5 | | | 07 | - | 1.2 |
| | | 08 | - | 0.4 | | | 08 | - | 1.4 |
| | | 09 | 68 | 26.3 | | | 09 | 7 | 8.0 |
| | | 10 | 12 | 6.6 | | | 10 | - | 3.2 |
| | | 11 | 8 | 5.0 | | | 11 | 0 | 0.0 |
| 12 | - | 0.6 | 12 | 0 | 0.0 | | | | |
| | LINDALE ISD | ALL | 64 | 2.7 | SOMERVELL | GLEN ROSE ISD | ALL | 29 | 2.1 |
| | | KG | 6 | 3.9 | | | KG | 0 | 0.0 |
| | | 01 | 15 | 8.4 | | | 01 | - | 2.1 |
| | | 02 | - | 0.5 | | | 02 | - | 3.9 |
| | | 03 | 5 | 2.9 | | | 03 | - | 2.9 |
| | | 04 | - | 0.6 | | | 04 | - | 0.9 |
| | | 05 | 5 | 2.7 | | | 05 | - | 2.8 |
| | | 06 | - | 1.5 | | | 06 | - | 0.8 |
| | | 07 | - | 1.0 | | | 07 | - | 2.3 |
| | | 08 | - | 1.1 | | | 08 | 0 | 0.0 |
| | | 09 | 15 | 8.3 | | | 09 | 7 | 5.9 |
| | | 10 | 7 | 3.7 | | | 10 | - | 3.0 |
| | | 11 | - | 1.2 | | | 11 | - | 1.1 |
| | | 12 | 0 | 0.0 | | | 12 | - | 1.0 |
| | TROUP ISD | ALL | 29 | 3.6 | STARR | RIO GRANDE CITY | ALL | 348 | 5.0 |
| | | KG | - | 1.5 | | | KG | 6 | 0.9 |
| | | 01 | 6 | 8.5 | | | 01 | 9 | 1.4 |
| | | 02 | - | 3.2 | | | 02 | 10 | 1.7 |
| | | 03 | 7 | 11.5 | | | 03 | 7 | 1.3 |
| | | 04 | - | 3.2 | | | 04 | - | 0.2 |
| | | 05 | - | 3.1 | | | 05 | 0 | 0.0 |
| | | 06 | - | 6.8 | | | 06 | - | 0.2 |
| | | 07 | 0 | 0.0 | | | 07 | - | 0.4 |
| | | 08 | 0 | 0.0 | | | 08 | - | 0.2 |
| | | 09 | - | 1.7 | | | 09 | 222 | 33.6 |
| | | 10 | - | 1.9 | | | 10 | 47 | 10.3 |
| | | 11 | - | 2.6 | | | 11 | 15 | 5.2 |
| | | 12 | - | 2.4 | | | 12 | 27 | 6.7 |
| | TYLER ISD | ALL | 530 | 3.6 | | ROMA ISD | ALL | 154 | 2.9 |
| | | KG | 20 | 1.7 | | | KG | - | 0.5 |
| | | 01 | 39 | 3.0 | | | 01 | 5 | 1.0 |
| | | 02 | 35 | 2.9 | | | 02 | - | 0.7 |
| | | 03 | 23 | 1.8 | | | 03 | - | 0.5 |
| | | 04 | 9 | 0.7 | | | 04 | 0 | 0.0 |
| | | 05 | 6 | 0.5 | | | 05 | 0 | 0.0 |
| | | 06 | - | 0.2 | | | 06 | 0 | 0.0 |
| | | 07 | 12 | 1.0 | | | 07 | 14 | 3.2 |
| | | 08 | 14 | 1.2 | | | 08 | 15 | 3.5 |
| | | 09 | 270 | 20.4 | | | 09 | 65 | 14.4 |
| | | 10 | 54 | 5.7 | | | 10 | 26 | 7.5 |
| | | 11 | 25 | 3.0 | | | 11 | 10 | 3.1 |
| | | 12 | 21 | 2.6 | | | 12 | 12 | 4.4 |
| | WHITEHOUSE ISD | ALL | 68 | 1.9 | | SAN ISIDRO ISD | ALL | 8 | 3.1 |
| | | KG | 7 | 2.7 | | | KG | 0 | 0.0 |
| | | 01 | 7 | 2.5 | | | 01 | - | 5.3 |
| | | 02 | 8 | 2.7 | | | 02 | 0 | 0.0 |
| | | 03 | - | 1.3 | | | 03 | 0 | 0.0 |
| | | 04 | - | 0.3 | | | 04 | 0 | 0.0 |
| | | 05 | 0 | 0.0 | | | 05 | 0 | 0.0 |
| | | 06 | - | 0.7 | | | 06 | - | 11.8 |
| | | 07 | - | 0.6 | | | 07 | - | 11.5 |
| | | 08 | - | 0.3 | | | 08 | 0 | 0.0 |
| | | 09 | 22 | 7.4 | | | 09 | - | 8.0 |
| | | 10 | 6 | 2.2 | | | 10 | 0 | 0.0 |
| | | 11 | 5 | 2.1 | | | 11 | 0 | 0.0 |
| | | 12 | - | 1.4 | | | 12 | 0 | 0.0 |

NOTE: A DASH (-) INDICATES DATA ARE NOT REPORTED TO PROTECT STUDENT ANONYMITY.

APPENDIX D
1997-98 RETENTION RATES
DISTRICT RETENTION RATES BY GRADE

| COUNTY | DISTRICT | GRADE | 97-98 TOTAL RETAINED | 97-98 RETENTION RATE | COUNTY | DISTRICT | GRADE | 97-98 TOTAL RETAINED | 97-98 RETENTION RATE |
|-----------|-----------------|-------|----------------------------|----------------------------|---------------------|---------------|-------|----------------------------|----------------------------|
| STEPHENS | BRECKENRIDGE IS | ALL | 47 | 2.6 | SWISHER (cont'd) | KRESS ISD | ALL | 7 | 2.1 |
| | | KG | - | 3.5 | | | KG | 0 | 0.0 |
| | | 01 | 7 | 4.4 | | | 01 | - | 4.5 |
| | | 02 | - | 2.1 | | | 02 | 0 | 0.0 |
| | | 03 | - | 1.4 | | | 03 | - | 5.3 |
| | | 04 | - | 0.8 | | | 04 | 0 | 0.0 |
| | | 05 | - | 0.7 | | | 05 | 0 | 0.0 |
| | | 06 | 0 | 0.0 | | | 06 | - | 9.4 |
| | | 07 | - | 0.7 | | | 07 | - | 3.1 |
| | | 08 | - | 0.6 | | | 08 | 0 | 0.0 |
| | | 09 | 16 | 10.5 | | | 09 | 0 | 0.0 |
| | | 10 | - | 2.6 | | | 10 | - | 3.4 |
| | | 11 | - | 1.8 | | | 11 | 0 | 0.0 |
| 12 | 5 | 4.3 | 12 | 0 | 0.0 | | | | |
| STERLING | STERLING CITY I | ALL | - | 0.3 | TULIA ISD | TULIA ISD | ALL | 61 | 4.6 |
| | | KG | - | 3.7 | | | KG | - | 1.3 |
| | | 01 | 0 | 0.0 | | | 01 | - | 4.0 |
| | | 02 | 0 | 0.0 | | | 02 | - | 3.0 |
| | | 03 | 0 | 0.0 | | | 03 | 0 | 0.0 |
| | | 04 | 0 | 0.0 | | | 04 | - | 3.3 |
| | | 05 | 0 | 0.0 | | | 05 | 0 | 0.0 |
| | | 06 | 0 | 0.0 | | | 06 | - | 2.8 |
| | | 07 | 0 | 0.0 | | | 07 | 7 | 6.2 |
| | | 08 | 0 | 0.0 | | | 08 | 6 | 5.6 |
| | | 09 | 0 | 0.0 | | | 09 | 27 | 21.6 |
| | | 10 | 0 | 0.0 | | | 10 | - | 4.3 |
| | | 11 | 0 | 0.0 | | | 11 | - | 2.3 |
| 12 | 0 | 0.0 | 12 | 0 | 0.0 | | | | |
| STONEWALL | ASPERMONT ISD | ALL | 7 | 2.1 | TARRANT | ARLINGTON ISD | ALL | 2,450 | 5.0 |
| | | KG | - | 5.6 | | | KG | 78 | 2.1 |
| | | 01 | - | 18.8 | | | 01 | 220 | 5.1 |
| | | 02 | 0 | 0.0 | | | 02 | 83 | 1.9 |
| | | 03 | 0 | 0.0 | | | 03 | 52 | 1.2 |
| | | 04 | 0 | 0.0 | | | 04 | 39 | 0.9 |
| | | 05 | 0 | 0.0 | | | 05 | 34 | 0.8 |
| | | 06 | 0 | 0.0 | | | 06 | 28 | 0.7 |
| | | 07 | 0 | 0.0 | | | 07 | 227 | 5.6 |
| | | 08 | 0 | 0.0 | | | 08 | 131 | 3.6 |
| | | 09 | - | 4.7 | | | 09 | 828 | 21.7 |
| | | 10 | 0 | 0.0 | | | 10 | 384 | 12.4 |
| | | 11 | 0 | 0.0 | | | 11 | 214 | 7.9 |
| 12 | - | 4.2 | 12 | 132 | 4.9 | | | | |
| SUTTON | SONORA ISD | ALL | 41 | 4.4 | AZLE ISD | AZLE ISD | ALL | 233 | 4.2 |
| | | KG | - | 4.1 | | | KG | - | 1.1 |
| | | 01 | 18 | 21.2 | | | 01 | 15 | 3.4 |
| | | 02 | 8 | 11.4 | | | 02 | 10 | 2.2 |
| | | 03 | - | 4.2 | | | 03 | - | 0.2 |
| | | 04 | 0 | 0.0 | | | 04 | 8 | 1.8 |
| | | 05 | 0 | 0.0 | | | 05 | - | 0.7 |
| | | 06 | 0 | 0.0 | | | 06 | 0 | 0.0 |
| | | 07 | 0 | 0.0 | | | 07 | 30 | 5.9 |
| | | 08 | 0 | 0.0 | | | 08 | 17 | 3.5 |
| | | 09 | 5 | 5.7 | | | 09 | 79 | 16.8 |
| | | 10 | - | 1.4 | | | 10 | 41 | 11.4 |
| | | 11 | 0 | 0.0 | | | 11 | 23 | 7.7 |
| 12 | - | 4.3 | 12 | - | 0.6 | | | | |
| SWISHER | HAPPY ISD | ALL | - | 0.9 | BIRDVILLE ISD | BIRDVILLE ISD | ALL | 697 | 3.7 |
| | | KG | 0 | 0.0 | | | KG | 21 | 1.5 |
| | | 01 | 0 | 0.0 | | | 01 | 42 | 2.7 |
| | | 02 | 0 | 0.0 | | | 02 | 35 | 2.2 |
| | | 03 | 0 | 0.0 | | | 03 | 16 | 1.0 |
| | | 04 | 0 | 0.0 | | | 04 | 25 | 1.6 |
| | | 05 | 0 | 0.0 | | | 05 | 16 | 1.0 |
| | | 06 | 0 | 0.0 | | | 06 | 45 | 2.7 |
| | | 07 | 0 | 0.0 | | | 07 | 37 | 2.4 |
| | | 08 | 0 | 0.0 | | | 08 | 20 | 1.4 |
| | | 09 | 0 | 0.0 | | | 09 | 207 | 13.4 |
| | | 10 | - | 5.9 | | | 10 | 145 | 10.8 |
| | | 11 | - | 4.0 | | | 11 | 69 | 6.6 |
| 12 | 0 | 0.0 | 12 | 19 | 1.9 | | | | |

NOTE: A DASH (-) INDICATES DATA ARE NOT REPORTED TO PROTECT STUDENT ANONYMITY.

APPENDIX D
1997-98 RETENTION RATES
DISTRICT RETENTION RATES BY GRADE

| COUNTY | DISTRICT | GRADE | 97-98 TOTAL RETAINED | 97-98 RETENTION RATE | COUNTY | DISTRICT | GRADE | 97-98 TOTAL RETAINED | 97-98 RETENTION RATE |
|---------------------|-----------------|-------|----------------------------|----------------------------|---------------------|-----------------|-------|----------------------------|----------------------------|
| TARRANT (cont'd) | CARROLL ISD | ALL | 43 | 0.8 | TARRANT (cont'd) | FORT WORTH ISD | ALL | 3,048 | 4.6 |
| | | KG | 7 | 1.9 | | | KG | 112 | 1.8 |
| | | 01 | 10 | 2.6 | | | 01 | 264 | 4.1 |
| | | 02 | 8 | 1.7 | | | 02 | 171 | 2.8 |
| | | 03 | - | 0.2 | | | 03 | 108 | 1.8 |
| | | 04 | - | 0.2 | | | 04 | 80 | 1.4 |
| | | 05 | - | 0.2 | | | 05 | 36 | 0.7 |
| | | 06 | - | 0.5 | | | 06 | 153 | 2.9 |
| | | 07 | - | 0.5 | | | 07 | 165 | 3.3 |
| | | 08 | - | 0.3 | | | 08 | 67 | 1.5 |
| | | 09 | 8 | 1.9 | | | 09 | 1,133 | 20.5 |
| | | 10 | 0 | 0.0 | | | 10 | 389 | 9.6 |
| | | 11 | - | 0.6 | | | 11 | 193 | 5.9 |
| 12 | 0 | 0.0 | 12 | 177 | 6.1 | | | | |
| | CASTLEBERRY ISD | ALL | 111 | 3.8 | | GRAPEVINE-COLLE | ALL | 157 | 1.3 |
| | | KG | 0 | 0.0 | | | KG | 25 | 2.8 |
| | | 01 | 9 | 3.6 | | | 01 | 13 | 1.3 |
| | | 02 | - | 0.4 | | | 02 | 6 | 0.6 |
| | | 03 | 0 | 0.0 | | | 03 | 5 | 0.5 |
| | | 04 | 0 | 0.0 | | | 04 | 0 | 0.0 |
| | | 05 | - | 0.4 | | | 05 | - | 0.3 |
| | | 06 | - | 1.2 | | | 06 | 5 | 0.5 |
| | | 07 | 6 | 2.4 | | | 07 | 14 | 1.4 |
| | | 08 | - | 1.7 | | | 08 | 9 | 0.9 |
| | | 09 | 37 | 15.5 | | | 09 | 39 | 4.4 |
| | | 10 | 23 | 11.4 | | | 10 | 12 | 1.4 |
| | | 11 | 13 | 8.0 | | | 11 | 12 | 1.5 |
| 12 | 14 | 8.6 | 12 | 14 | 2.0 | | | | |
| | CROWLEY ISD | ALL | 149 | 2.1 | | HURST-EULESS-BE | ALL | 511 | 3.0 |
| | | KG | 26 | 5.4 | | | KG | 17 | 1.4 |
| | | 01 | 30 | 5.6 | | | 01 | 168 | 11.4 |
| | | 02 | 6 | 1.1 | | | 02 | 8 | 0.6 |
| | | 03 | 8 | 1.4 | | | 03 | 9 | 0.7 |
| | | 04 | - | 0.5 | | | 04 | 5 | 0.4 |
| | | 05 | 5 | 0.8 | | | 05 | - | 0.3 |
| | | 06 | - | 0.2 | | | 06 | 12 | 0.9 |
| | | 07 | 14 | 2.3 | | | 07 | 46 | 3.3 |
| | | 08 | 6 | 1.0 | | | 08 | 39 | 2.9 |
| | | 09 | 27 | 4.5 | | | 09 | 42 | 3.2 |
| | | 10 | 14 | 2.7 | | | 10 | 59 | 4.5 |
| | | 11 | 5 | 1.0 | | | 11 | 53 | 4.5 |
| 12 | - | 1.0 | 12 | 49 | 4.3 | | | | |
| | EAGLE MT-SAGINA | ALL | 193 | 3.6 | | KELLER ISD | ALL | 377 | 2.9 |
| | | KG | 12 | 3.4 | | | KG | 17 | 1.6 |
| | | 01 | 16 | 4.1 | | | 01 | 45 | 4.1 |
| | | 02 | 18 | 4.4 | | | 02 | 12 | 1.0 |
| | | 03 | - | 0.7 | | | 03 | 10 | 0.9 |
| | | 04 | - | 1.0 | | | 04 | 7 | 0.7 |
| | | 05 | 5 | 1.2 | | | 05 | - | 0.4 |
| | | 06 | 5 | 1.0 | | | 06 | 5 | 0.5 |
| | | 07 | 17 | 3.9 | | | 07 | 20 | 1.8 |
| | | 08 | 17 | 3.9 | | | 08 | 12 | 1.2 |
| | | 09 | 66 | 14.4 | | | 09 | 124 | 12.4 |
| | | 10 | 19 | 5.0 | | | 10 | 60 | 7.1 |
| | | 11 | 5 | 1.5 | | | 11 | 41 | 5.5 |
| 12 | 6 | 1.8 | 12 | 20 | 3.1 | | | | |
| | EVERMAN ISD | ALL | 153 | 5.1 | | KENNEDEALE ISD | ALL | 55 | 2.4 |
| | | KG | 6 | 2.7 | | | KG | 11 | 5.9 |
| | | 01 | 21 | 8.9 | | | 01 | - | 1.6 |
| | | 02 | 16 | 6.1 | | | 02 | 5 | 2.4 |
| | | 03 | 5 | 1.9 | | | 03 | - | 1.1 |
| | | 04 | 6 | 2.3 | | | 04 | - | 1.4 |
| | | 05 | 6 | 2.2 | | | 05 | - | 1.5 |
| | | 06 | - | 1.1 | | | 06 | 12 | 6.0 |
| | | 07 | - | 1.2 | | | 07 | - | 1.7 |
| | | 08 | - | 1.7 | | | 08 | 0 | 0.0 |
| | | 09 | 63 | 21.8 | | | 09 | 5 | 3.1 |
| | | 10 | 13 | 7.4 | | | 10 | 6 | 4.1 |
| | | 11 | - | 2.2 | | | 11 | - | 1.8 |
| 12 | - | 3.3 | 12 | 0 | 0.0 | | | | |

NOTE: A DASH (-) INDICATES DATA ARE NOT REPORTED TO PROTECT STUDENT ANONYMITY.

APPENDIX D
1997-98 RETENTION RATES
DISTRICT RETENTION RATES BY GRADE

| COUNTY | DISTRICT | GRADE | 97-98 TOTAL RETAINED | 97-98 RETENTION RATE | COUNTY | DISTRICT | GRADE | 97-98 TOTAL RETAINED | 97-98 RETENTION RATE |
|---------------------|-----------------|-------|----------------------------|----------------------------|--------------------|-----------------|-------|----------------------------|----------------------------|
| TARRANT (cont'd) | LAKE WORTH ISD | ALL | 87 | 5.5 | TAYLOR (cont'd) | JIM NED CONS IS | ALL | 16 | 1.8 |
| | | KG | 9 | 7.4 | | | KG | 5 | 8.6 |
| | | 01 | 10 | 8.3 | | | 01 | - | 4.5 |
| | | 02 | - | 3.0 | | | 02 | 0 | 0.0 |
| | | 03 | - | 2.6 | | | 03 | 0 | 0.0 |
| | | 04 | - | 2.7 | | | 04 | - | 2.7 |
| | | 05 | - | 0.8 | | | 05 | 0 | 0.0 |
| | | 06 | - | 1.6 | | | 06 | - | 1.4 |
| | | 07 | - | 1.7 | | | 07 | - | 3.5 |
| | | 08 | - | 2.2 | | | 08 | 0 | 0.0 |
| | | 09 | 28 | 20.4 | | | 09 | 0 | 0.0 |
| | | 10 | 6 | 6.8 | | | 10 | - | 1.4 |
| 11 | 10 | 10.1 | 11 | 0 | 0.0 | | | | |
| 12 | - | 5.6 | 12 | - | 1.6 | | | | |
| | MANSFIELD ISD | ALL | 253 | 2.3 | | MERKEL ISD | ALL | 39 | 3.0 |
| | | KG | 12 | 1.4 | | | KG | 6 | 6.2 |
| | | 01 | 19 | 2.1 | | | 01 | 10 | 9.7 |
| | | 02 | - | 0.4 | | | 02 | 5 | 4.7 |
| | | 03 | 5 | 0.5 | | | 03 | - | 1.1 |
| | | 04 | - | 0.3 | | | 04 | 0 | 0.0 |
| | | 05 | - | 0.2 | | | 05 | 0 | 0.0 |
| | | 06 | - | 0.4 | | | 06 | 5 | 4.4 |
| | | 07 | - | 0.1 | | | 07 | - | 3.4 |
| | | 08 | 6 | 0.7 | | | 08 | 0 | 0.0 |
| | | 09 | 131 | 15.3 | | | 09 | 5 | 4.4 |
| | | 10 | 40 | 5.5 | | | 10 | - | 3.4 |
| 11 | 18 | 3.0 | 11 | 0 | 0.0 | | | | |
| 12 | 8 | 1.6 | 12 | 0 | 0.0 | | | | |
| | MASONIC HOME IS | ALL | - | 1.4 | | TRENT ISD | ALL | 8 | 4.6 |
| | | KG | - | - | | | KG | - | 7.1 |
| | | 01 | - | - | | | 01 | - | 5.6 |
| | | 02 | - | - | | | 02 | - | 7.7 |
| | | 03 | 0 | 0.0 | | | 03 | 0 | 0.0 |
| | | 04 | 0 | 0.0 | | | 04 | 0 | 0.0 |
| | | 05 | - | - | | | 05 | 0 | 0.0 |
| | | 06 | 0 | 0.0 | | | 06 | - | 9.1 |
| | | 07 | - | - | | | 07 | - | 18.2 |
| | | 08 | 0 | 0.0 | | | 08 | - | 5.6 |
| | | 09 | - | 14.3 | | | 09 | 0 | 0.0 |
| | | 10 | 0 | 0.0 | | | 10 | - | 8.3 |
| 11 | 0 | 0.0 | 11 | 0 | 0.0 | | | | |
| 12 | 0 | 0.0 | 12 | 0 | 0.0 | | | | |
| | WHITE SETTLEMEN | ALL | 178 | 4.4 | | WYLIE ISD | ALL | 24 | 1.0 |
| | | KG | 12 | 3.7 | | | KG | 11 | 5.7 |
| | | 01 | 11 | 3.0 | | | 01 | 0 | 0.0 |
| | | 02 | 6 | 1.8 | | | 02 | 0 | 0.0 |
| | | 03 | 5 | 1.6 | | | 03 | 0 | 0.0 |
| | | 04 | 6 | 1.9 | | | 04 | - | 1.0 |
| | | 05 | - | 1.2 | | | 05 | 0 | 0.0 |
| | | 06 | 9 | 2.8 | | | 06 | 0 | 0.0 |
| | | 07 | 21 | 5.7 | | | 07 | 0 | 0.0 |
| | | 08 | 15 | 4.6 | | | 08 | - | 0.5 |
| | | 09 | 60 | 17.6 | | | 09 | 8 | 3.8 |
| | | 10 | 16 | 6.2 | | | 10 | - | 0.5 |
| 11 | 5 | 2.2 | 11 | - | 0.6 | | | | |
| 12 | 8 | 3.7 | 12 | 0 | 0.0 | | | | |
| TAYLOR | ABILENE ISD | ALL | 1,009 | 5.7 | TERRELL | TERRELL COUNTY | ALL | 9 | 4.3 |
| | | KG | 117 | 7.8 | | | KG | 0 | 0.0 |
| | | 01 | 163 | 10.6 | | | 01 | - | 20.0 |
| | | 02 | 31 | 2.3 | | | 02 | - | 5.9 |
| | | 03 | 49 | 3.3 | | | 03 | 0 | 0.0 |
| | | 04 | 33 | 2.4 | | | 04 | 0 | 0.0 |
| | | 05 | 23 | 1.6 | | | 05 | 0 | 0.0 |
| | | 06 | 45 | 3.1 | | | 06 | - | 16.0 |
| | | 07 | 55 | 3.6 | | | 07 | - | 4.0 |
| | | 08 | 41 | 2.8 | | | 08 | - | 7.1 |
| | | 09 | 230 | 16.3 | | | 09 | 0 | 0.0 |
| | | 10 | 129 | 10.7 | | | 10 | 0 | 0.0 |
| 11 | 56 | 5.8 | 11 | 0 | 0.0 | | | | |
| 12 | 37 | 4.1 | 12 | 0 | 0.0 | | | | |

NOTE: A DASH (-) INDICATES DATA ARE NOT REPORTED TO PROTECT STUDENT ANONYMITY.

APPENDIX D
1997-98 RETENTION RATES
DISTRICT RETENTION RATES BY GRADE

| COUNTY | DISTRICT | GRADE | 97-98 TOTAL RETAINED | 97-98 RETENTION RATE | COUNTY | DISTRICT | GRADE | 97-98 TOTAL RETAINED | 97-98 RETENTION RATE |
|--------------|-----------------|-------|----------------------------|----------------------------|-----------|-----------------|-------|----------------------------|----------------------------|
| TERRY | BROWNFIELD ISD | ALL | 144 | 6.5 | TITUS | CHAPEL HILL ISD | ALL | 10 | 1.5 |
| | | KG | 12 | 7.4 | | | KG | - | 3.4 |
| | | 01 | 10 | 6.7 | | | 01 | - | 3.9 |
| | | 02 | 18 | 10.4 | | | 02 | 0 | 0.0 |
| | | 03 | - | 1.7 | | | 03 | 0 | 0.0 |
| | | 04 | - | 0.6 | | | 04 | 0 | 0.0 |
| | | 05 | - | 0.6 | | | 05 | 0 | 0.0 |
| | | 06 | - | 0.5 | | | 06 | 0 | 0.0 |
| | | 07 | - | 1.1 | | | 07 | - | 3.8 |
| | | 08 | - | 0.5 | | | 08 | - | 1.9 |
| | | 09 | 55 | 30.6 | | | 09 | - | 4.5 |
| | | 10 | 27 | 16.7 | | | 10 | 0 | 0.0 |
| 11 | 10 | 6.8 | 11 | 0 | 0.0 | | | | |
| 12 | - | 2.2 | 12 | 0 | 0.0 | | | | |
| | MEADOW ISD | ALL | - | 0.7 | | HARTS BLUFF ISD | ALL | 10 | 2.4 |
| | | KG | - | 4.5 | | | KG | - | 7.1 |
| | | 01 | - | 5.0 | | | 01 | 6 | 13.3 |
| | | 02 | 0 | 0.0 | | | 02 | 0 | 0.0 |
| | | 03 | 0 | 0.0 | | | 03 | 0 | 0.0 |
| | | 04 | 0 | 0.0 | | | 04 | 0 | 0.0 |
| | | 05 | 0 | 0.0 | | | 05 | 0 | 0.0 |
| | | 06 | 0 | 0.0 | | | 06 | 0 | 0.0 |
| | | 07 | 0 | 0.0 | | | 07 | - | 2.0 |
| | | 08 | 0 | 0.0 | | | 08 | 0 | 0.0 |
| | | 09 | 0 | 0.0 | | | | | |
| | | 10 | 0 | 0.0 | | | | | |
| 11 | 0 | 0.0 | | | | | | | |
| 12 | 0 | 0.0 | | | | | | | |
| | WELLMAN-UNION C | ALL | 10 | 4.3 | | MOUNT PLEASANT | ALL | 126 | 3.3 |
| | | KG | - | 5.9 | | | KG | 7 | 2.2 |
| | | 01 | - | 10.5 | | | 01 | 9 | 2.9 |
| | | 02 | - | 10.5 | | | 02 | - | 1.2 |
| | | 03 | - | 12.5 | | | 03 | 5 | 1.7 |
| | | 04 | 0 | 0.0 | | | 04 | - | 1.0 |
| | | 05 | 0 | 0.0 | | | 05 | 0 | 0.0 |
| | | 06 | 0 | 0.0 | | | 06 | - | 1.0 |
| | | 07 | - | 6.3 | | | 07 | - | 1.4 |
| | | 08 | 0 | 0.0 | | | 08 | - | 0.3 |
| | | 09 | - | 5.9 | | | 09 | 64 | 19.3 |
| | | 10 | 0 | 0.0 | | | 10 | 11 | 4.2 |
| 11 | 0 | 0.0 | 11 | 10 | 4.0 | | | | |
| 12 | 0 | 0.0 | 12 | 5 | 2.1 | | | | |
| THROCKMORTON | THROCKMORTON IS | ALL | - | 0.4 | | WINFIELD ISD | ALL | - | 0.7 |
| | | KG | 0 | 0.0 | | | KG | 0 | 0.0 |
| | | 01 | 0 | 0.0 | | | 01 | 0 | 0.0 |
| | | 02 | 0 | 0.0 | | | 02 | 0 | 0.0 |
| | | 03 | 0 | 0.0 | | | 03 | 0 | 0.0 |
| | | 04 | 0 | 0.0 | | | 04 | 0 | 0.0 |
| | | 05 | 0 | 0.0 | | | 05 | 0 | 0.0 |
| | | 06 | 0 | 0.0 | | | 06 | 0 | 0.0 |
| | | 07 | 0 | 0.0 | | | 07 | - | 7.1 |
| | | 08 | 0 | 0.0 | | | 08 | 0 | 0.0 |
| | | 09 | - | 6.3 | | | | | |
| | | 10 | 0 | 0.0 | | | | | |
| 11 | 0 | 0.0 | | | | | | | |
| 12 | 0 | 0.0 | | | | | | | |
| | WOODSON ISD | ALL | - | 1.7 | TOM GREEN | CHRISTOVAL ISD | ALL | 10 | 2.9 |
| | | KG | 0 | 0.0 | | | KG | 0 | 0.0 |
| | | 01 | - | 16.7 | | | 01 | 0 | 0.0 |
| | | 02 | 0 | 0.0 | | | 02 | 0 | 0.0 |
| | | 03 | 0 | 0.0 | | | 03 | 0 | 0.0 |
| | | 04 | 0 | 0.0 | | | 04 | 0 | 0.0 |
| | | 05 | 0 | 0.0 | | | 05 | 0 | 0.0 |
| | | 06 | 0 | 0.0 | | | 06 | 0 | 0.0 |
| | | 07 | 0 | 0.0 | | | 07 | - | 3.1 |
| | | 08 | 0 | 0.0 | | | 08 | 0 | 0.0 |
| | | 09 | - | 7.7 | | | 09 | - | 12.5 |
| | | 10 | 0 | 0.0 | | | 10 | - | 9.1 |
| 11 | 0 | 0.0 | 11 | 0 | 0.0 | | | | |
| 12 | 0 | 0.0 | 12 | - | 11.1 | | | | |

NOTE: A DASH (-) INDICATES DATA ARE NOT REPORTED TO PROTECT STUDENT ANONYMITY.

| APPENDIX D 1997-98 RETENTION RATES DISTRICT RETENTION RATES BY GRADE | | | | | | | | | |
|--|-----------------|-------|----------------------------|----------------------------|--------|-----------------|-------|----------------------------|----------------------------|
| COUNTY | DISTRICT | GRADE | 97-98 TOTAL RETAINED | 97-98 RETENTION RATE | COUNTY | DISTRICT | GRADE | 97-98 TOTAL RETAINED | 97-98 RETENTION RATE |
| TOM GREEN (cont'd) | GRAPE CREEK ISD | ALL | 19 | 2.3 | TRAVIS | AMERICAN INSTIT | ALL | 102 | 88.7 |
| | | KG | - | 4.2 | | | 09 | 45 | 97.8 |
| | | 01 | - | 1.6 | | | 10 | 38 | 90.5 |
| | | 02 | - | 2.4 | | | 11 | 18 | 72.0 |
| | | 03 | - | 1.3 | | | 12 | - | - |
| | | 04 | - | 1.6 | | | | | |
| | | 05 | 0 | 0.0 | | | | | |
| | | 06 | - | 1.1 | | | | | |
| | | 07 | 0 | 0.0 | | | | | |
| | | 08 | - | 1.3 | | | | | |
| | | 09 | - | 5.0 | | | | | |
| | | 10 | - | 4.5 | | | | | |
| | | 11 | - | - | | | | | |
| 12 | - | - | | | | | | | |
| | SAN ANGELO ISD | ALL | 590 | 3.9 | | AUSTIN ISD | ALL | 3,242 | 4.9 |
| | | KG | 34 | 3.0 | | | KG | 53 | 0.9 |
| | | 01 | 78 | 6.4 | | | 01 | 148 | 2.5 |
| | | 02 | 25 | 2.1 | | | 02 | 74 | 1.3 |
| | | 03 | 18 | 1.5 | | | 03 | 41 | 0.7 |
| | | 04 | 17 | 1.5 | | | 04 | 37 | 0.7 |
| | | 05 | 9 | 0.8 | | | 05 | 32 | 0.6 |
| | | 06 | 10 | 0.8 | | | 06 | 73 | 1.4 |
| | | 07 | 76 | 6.2 | | | 07 | 132 | 2.5 |
| | | 08 | 58 | 4.5 | | | 08 | 108 | 2.2 |
| | | 09 | 166 | 12.3 | | | 09 | 1,583 | 26.7 |
| | | 10 | 44 | 4.3 | | | 10 | 471 | 11.5 |
| | | 11 | 23 | 2.4 | | | 11 | 269 | 8.4 |
| | 12 | 32 | 3.6 | 12 | 221 | 7.1 | | | |
| | VERIBEST ISD | ALL | - | 2.2 | | DEL VALLE ISD | ALL | 252 | 5.4 |
| | | KG | - | 7.1 | | | KG | 5 | 1.2 |
| | | 01 | 0 | 0.0 | | | 01 | 22 | 5.1 |
| | | 02 | - | 4.8 | | | 02 | 7 | 1.6 |
| | | 03 | - | 7.1 | | | 03 | 9 | 2.5 |
| | | 04 | 0 | 0.0 | | | 04 | - | 0.8 |
| | | 05 | 0 | 0.0 | | | 05 | 5 | 1.3 |
| | | 06 | 0 | 0.0 | | | 06 | - | 0.3 |
| | | 07 | 0 | 0.0 | | | 07 | 26 | 6.8 |
| | | 08 | 0 | 0.0 | | | 08 | 11 | 2.8 |
| | | 09 | - | 10.0 | | | 09 | 106 | 23.5 |
| | 10 | 0 | 0.0 | 10 | 36 | 14.2 | | | |
| | | | | 11 | 13 | 6.3 | | | |
| | | | | 12 | 8 | 3.7 | | | |
| | WALL ISD | ALL | 6 | 0.7 | | EANES ISD | ALL | 69 | 1.0 |
| | | KG | - | 1.8 | | | KG | 8 | 1.9 |
| | | 01 | - | 1.8 | | | 01 | - | 0.2 |
| | | 02 | 0 | 0.0 | | | 02 | - | 0.2 |
| | | 03 | 0 | 0.0 | | | 03 | - | 0.4 |
| | | 04 | - | 1.6 | | | 04 | - | 0.4 |
| | | 05 | 0 | 0.0 | | | 05 | - | 0.4 |
| | | 06 | - | 1.3 | | | 06 | - | 0.2 |
| | | 07 | 0 | 0.0 | | | 07 | - | 0.2 |
| | | 08 | 0 | 0.0 | | | 08 | 5 | 1.0 |
| | | 09 | 0 | 0.0 | | | 09 | 16 | 3.0 |
| | | 10 | - | 1.6 | | | 10 | 7 | 1.4 |
| | | 11 | 0 | 0.0 | | | 11 | 12 | 2.6 |
| | 12 | - | 1.7 | 12 | 11 | 2.4 | | | |
| | WATER VALLEY IS | ALL | 14 | 3.9 | | LAGO VISTA ISD | ALL | 37 | 5.2 |
| | | KG | - | 9.1 | | | KG | 0 | 0.0 |
| | | 01 | - | 8.7 | | | 01 | 0 | 0.0 |
| | | 02 | 0 | 0.0 | | | 02 | 0 | 0.0 |
| | | 03 | 0 | 0.0 | | | 03 | 0 | 0.0 |
| | | 04 | 0 | 0.0 | | | 04 | 0 | 0.0 |
| | | 05 | 0 | 0.0 | | | 05 | 0 | 0.0 |
| | | 06 | - | 5.0 | | | 06 | - | 4.9 |
| | | 07 | 0 | 0.0 | | | 07 | 6 | 10.2 |
| | | 08 | 0 | 0.0 | | | 08 | - | 5.5 |
| | | 09 | - | 9.1 | | | 09 | 16 | 30.8 |
| | | 10 | - | 3.2 | | | 10 | 8 | 14.0 |
| | | 11 | - | 12.1 | | | 11 | 0 | 0.0 |
| | 12 | - | 3.1 | 12 | - | 1.8 | | | |

NOTE: A DASH (-) INDICATES DATA ARE NOT REPORTED TO PROTECT STUDENT ANONYMITY.

APPENDIX D
1997-98 RETENTION RATES
DISTRICT RETENTION RATES BY GRADE

| COUNTY | DISTRICT | GRADE | 97-98 TOTAL RETAINED | 97-98 RETENTION RATE | COUNTY | DISTRICT | GRADE | 97-98 TOTAL RETAINED | 97-98 RETENTION RATE | |
|--------------------|-----------------|-------|----------------------------|----------------------------|---------------------|-----------------|-------------|----------------------------|----------------------------|-----|
| TRAVIS (cont'd) | LAKE TRAVIS ISD | ALL | 28 | 0.9 | TRINITY (cont'd) | CENTERVILLE ISD | ALL | - | 2.4 | |
| | | KG | 6 | 2.8 | | | KG | 0 | 0.0 | |
| | | 01 | - | 1.2 | | | 01 | 0 | 0.0 | |
| | | 02 | 0 | 0.0 | | | 02 | - | 7.7 | |
| | | 03 | 0 | 0.0 | | | 03 | 0 | 0.0 | |
| | | 04 | 0 | 0.0 | | | 04 | 0 | 0.0 | |
| | | 05 | 0 | 0.0 | | | 05 | 0 | 0.0 | |
| | | 06 | 0 | 0.0 | | | 06 | 0 | 0.0 | |
| | | 07 | - | 0.7 | | | 07 | 0 | 0.0 | |
| | | 08 | - | 0.4 | | | 08 | 0 | 0.0 | |
| | | 09 | - | 1.2 | | | 09 | - | 5.9 | |
| | | 10 | 5 | 2.0 | | | 10 | - | 7.7 | |
| 11 | - | 0.9 | 11 | - | 6.3 | | | | | |
| 12 | 6 | 3.9 | 12 | 0 | 0.0 | | | | | |
| | MANOR ISD | ALL | 80 | 4.3 | | GROVETON ISD | ALL | 22 | 3.3 | |
| | | KG | 6 | 4.5 | | | KG | 0 | 0.0 | |
| | | 01 | 6 | 3.9 | | | 01 | - | 2.5 | |
| | | 02 | - | 2.0 | | | 02 | - | 4.9 | |
| | | 03 | 9 | 6.1 | | | 03 | - | 1.9 | |
| | | 04 | 0 | 0.0 | | | 04 | - | 4.3 | |
| | | 05 | - | 0.6 | | | 05 | - | 1.8 | |
| | | 06 | - | 0.6 | | | 06 | 0 | 0.0 | |
| | | 07 | - | 2.2 | | | 07 | - | 1.5 | |
| | | 08 | - | 1.4 | | | 08 | - | 3.2 | |
| | | 09 | 38 | 21.8 | | | 09 | 7 | 10.6 | |
| | | 10 | 5 | 4.0 | | | 10 | - | 5.7 | |
| | | 11 | - | 2.0 | | | 11 | - | 2.3 | |
| | | 12 | - | 3.2 | | | 12 | - | 2.0 | |
| | PFLUGERVILLE IS | ALL | 484 | 4.6 | | TRINITY ISD | ALL | 40 | 3.4 | |
| | | KG | 22 | 2.6 | | | KG | - | 1.1 | |
| | | 01 | 29 | 3.2 | | | 01 | 7 | 7.5 | |
| | | 02 | 17 | 1.8 | | | 02 | 11 | 12.2 | |
| | | 03 | 5 | 0.6 | | | 03 | 0 | 0.0 | |
| | | 04 | 8 | 1.0 | | | 04 | - | 3.4 | |
| | | 05 | 7 | 0.8 | | | 05 | - | 1.0 | |
| | | 06 | 28 | 3.2 | | | 06 | - | 0.9 | |
| | | 07 | 29 | 3.2 | | | 07 | - | 1.0 | |
| | | 08 | 20 | 2.4 | | | 08 | - | 2.0 | |
| | | 09 | 182 | 19.0 | | | 09 | 8 | 7.7 | |
| | | 10 | 76 | 10.1 | | | 10 | - | 3.9 | |
| | | 11 | 35 | 6.8 | | | 11 | - | 1.5 | |
| | | 12 | 26 | 4.8 | | | 12 | - | 1.4 | |
| | TEXAS ACADEMY 0 | ALL | - | 4.5 | | TYLER | CHESTER ISD | ALL | - | 1.0 |
| | | KG | - | 6.3 | | | | KG | 0 | 0.0 |
| | | 01 | - | 4.5 | | | | 01 | - | 6.7 |
| | | 02 | 0 | 0.0 | | | | 02 | 0 | 0.0 |
| | | | | | | | | 03 | 0 | 0.0 |
| | | | | | | | | 04 | 0 | 0.0 |
| | | | | | | | | 05 | 0 | 0.0 |
| | | | | | | | | 06 | - | 4.2 |
| | | | | | | | | 07 | 0 | 0.0 |
| | | | | | | | | 08 | 0 | 0.0 |
| | | | | | | | | 09 | 0 | 0.0 |
| | | | | | | | | 10 | 0 | 0.0 |
| | | | | | | | | 11 | 0 | 0.0 |
| | | | | | | | | 12 | 0 | 0.0 |
| TRINITY | APPLE SPRINGS I | ALL | - | 1.4 | | COLMESNEIL ISD | ALL | 8 | 1.5 | |
| | | KG | - | 5.9 | | | KG | - | 2.6 | |
| | | 01 | 0 | 0.0 | | | 01 | - | 7.0 | |
| | | 02 | 0 | 0.0 | | | 02 | - | 4.7 | |
| | | 03 | 0 | 0.0 | | | 03 | 0 | 0.0 | |
| | | 04 | 0 | 0.0 | | | 04 | - | 2.3 | |
| | | 05 | 0 | 0.0 | | | 05 | 0 | 0.0 | |
| | | 06 | 0 | 0.0 | | | 06 | - | 2.5 | |
| | | 07 | 0 | 0.0 | | | 07 | 0 | 0.0 | |
| | | 08 | - | 4.2 | | | 08 | 0 | 0.0 | |
| | | 09 | - | 5.9 | | | 09 | 0 | 0.0 | |
| | | 10 | 0 | 0.0 | | | 10 | 0 | 0.0 | |
| | | 11 | 0 | 0.0 | | | 11 | 0 | 0.0 | |
| | | 12 | 0 | 0.0 | | | 12 | 0 | 0.0 | |

NOTE: A DASH (-) INDICATES DATA ARE NOT REPORTED TO PROTECT STUDENT ANONYMITY.

APPENDIX D
1997-98 RETENTION RATES
DISTRICT RETENTION RATES BY GRADE

| COUNTY | DISTRICT | GRADE | 97-98 TOTAL RETAINED | 97-98 RETENTION RATE | COUNTY | DISTRICT | GRADE | 97-98 TOTAL RETAINED | 97-98 RETENTION RATE |
|-------------------|---------------|-------|----------------------------|----------------------------|--------------------|-----------------|-------|----------------------------|----------------------------|
| TYLER (cont'd) | SPURGER ISD | ALL | 8 | 2.0 | UPSHUR (cont'd) | HARMONY ISD | ALL | 8 | 1.0 |
| | | KG | 0 | 0.0 | | | KG | 0 | 0.0 |
| | | 01 | - | 3.4 | | | 01 | - | 1.8 |
| | | 02 | 0 | 0.0 | | | 02 | - | 3.0 |
| | | 03 | 0 | 0.0 | | | 03 | 0 | 0.0 |
| | | 04 | 0 | 0.0 | | | 04 | 0 | 0.0 |
| | | 05 | 0 | 0.0 | | | 05 | 0 | 0.0 |
| | | 06 | - | 3.1 | | | 06 | - | 3.3 |
| | | 07 | 0 | 0.0 | | | 07 | - | 1.5 |
| | | 08 | 0 | 0.0 | | | 08 | 0 | 0.0 |
| | | 09 | 5 | 17.2 | | | 09 | - | 1.4 |
| | | 10 | - | 2.4 | | | 10 | 0 | 0.0 |
| 11 | 0 | 0.0 | 11 | 0 | 0.0 | | | | |
| 12 | 0 | 0.0 | 12 | - | 2.0 | | | | |
| | WARREN ISD | ALL | 14 | 1.4 | | NEW DIANA ISD | ALL | 12 | 1.4 |
| | | KG | - | 1.3 | | | KG | 5 | 8.3 |
| | | 01 | - | 4.4 | | | 01 | - | 1.6 |
| | | 02 | - | 2.9 | | | 02 | 0 | 0.0 |
| | | 03 | - | 1.3 | | | 03 | - | 1.4 |
| | | 04 | 0 | 0.0 | | | 04 | 0 | 0.0 |
| | | 05 | - | 2.7 | | | 05 | 0 | 0.0 |
| | | 06 | - | 2.8 | | | 06 | 0 | 0.0 |
| | | 07 | 0 | 0.0 | | | 07 | 0 | 0.0 |
| | | 08 | 0 | 0.0 | | | 08 | 0 | 0.0 |
| | | 09 | 0 | 0.0 | | | 09 | - | 1.9 |
| | | 10 | 0 | 0.0 | | | 10 | - | 2.4 |
| | 11 | 0 | 0.0 | | 11 | - | 4.3 | | |
| | 12 | - | 3.2 | | 12 | 0 | 0.0 | | |
| | WOODVILLE ISD | ALL | 37 | 2.6 | | ORE CITY ISD | ALL | 25 | 3.3 |
| | | KG | 0 | 0.0 | | | KG | - | 6.8 |
| | | 01 | - | 1.8 | | | 01 | - | 1.7 |
| | | 02 | 0 | 0.0 | | | 02 | - | 6.3 |
| | | 03 | 0 | 0.0 | | | 03 | 0 | 0.0 |
| | | 04 | 0 | 0.0 | | | 04 | 0 | 0.0 |
| | | 05 | 0 | 0.0 | | | 05 | - | 1.4 |
| | | 06 | - | 0.8 | | | 06 | - | 1.8 |
| | | 07 | - | 1.7 | | | 07 | 0 | 0.0 |
| | | 08 | - | 1.6 | | | 08 | 0 | 0.0 |
| | | 09 | 17 | 14.7 | | | 09 | 8 | 12.1 |
| | | 10 | 7 | 7.0 | | | 10 | 0 | 0.0 |
| | 11 | - | 3.1 | | 11 | 5 | 9.3 | | |
| | 12 | - | 3.6 | | 12 | - | 2.0 | | |
| UPSHUR | BIG SANDY ISD | ALL | 14 | 2.1 | UNION GROVE ISD | UNION GROVE ISD | ALL | 12 | 1.8 |
| | | KG | - | 8.3 | | | KG | 0 | 0.0 |
| | | 01 | - | 2.0 | | | 01 | - | 1.9 |
| | | 02 | 0 | 0.0 | | | 02 | - | 4.0 |
| | | 03 | - | 2.1 | | | 03 | 0 | 0.0 |
| | | 04 | 0 | 0.0 | | | 04 | 0 | 0.0 |
| | | 05 | 0 | 0.0 | | | 05 | 0 | 0.0 |
| | | 06 | 0 | 0.0 | | | 06 | - | 1.9 |
| | | 07 | 0 | 0.0 | | | 07 | 0 | 0.0 |
| | | 08 | - | 2.0 | | | 08 | - | 2.0 |
| | | 09 | - | 7.3 | | | 09 | 5 | 8.3 |
| | | 10 | - | 5.6 | | | 10 | - | 3.6 |
| 11 | 0 | 0.0 | 11 | 0 | 0.0 | | | | |
| 12 | 0 | 0.0 | 12 | 0 | 0.0 | | | | |
| | GILMER ISD | ALL | 59 | 2.6 | | UNION HILL ISD | ALL | - | 1.5 |
| | | KG | 10 | 6.1 | | | KG | 0 | 0.0 |
| | | 01 | 15 | 8.0 | | | 01 | 0 | 0.0 |
| | | 02 | - | 1.6 | | | 02 | - | 6.7 |
| | | 03 | 0 | 0.0 | | | 03 | 0 | 0.0 |
| | | 04 | - | 0.7 | | | 04 | 0 | 0.0 |
| | | 05 | 0 | 0.0 | | | 05 | 0 | 0.0 |
| | | 06 | 5 | 2.5 | | | 06 | 0 | 0.0 |
| | | 07 | 0 | 0.0 | | | 07 | 0 | 0.0 |
| | | 08 | - | 0.5 | | | 08 | 0 | 0.0 |
| | | 09 | 17 | 8.8 | | | 09 | - | 9.1 |
| | | 10 | - | 0.6 | | | 10 | 0 | 0.0 |
| | 11 | 5 | 3.5 | | 11 | - | 5.9 | | |
| | 12 | - | 0.6 | | 12 | 0 | 0.0 | | |

NOTE: A DASH (-) INDICATES DATA ARE NOT REPORTED TO PROTECT STUDENT ANONYMITY.

APPENDIX D
1997-98 RETENTION RATES
DISTRICT RETENTION RATES BY GRADE

| COUNTY | DISTRICT | GRADE | 97-98 TOTAL RETAINED | 97-98 RETENTION RATE | COUNTY | DISTRICT | GRADE | 97-98 TOTAL RETAINED | 97-98 RETENTION RATE |
|--------|-------------|-------|----------------------------|----------------------------|--------------------|-----------------|-------|----------------------------|----------------------------|
| UPTON | MCCAMEY ISD | ALL | 12 | 2.0 | UVALDE (cont'd) | UVALDE CONS ISD | ALL | 295 | 6.1 |
| | | KG | - | 7.9 | | | KG | - | 0.7 |
| | | 01 | - | 4.9 | | | 01 | 9 | 2.2 |
| | | 02 | 0 | 0.0 | | | 02 | 5 | 1.3 |
| | | 03 | 0 | 0.0 | | | 03 | - | 0.8 |
| | | 04 | - | 2.0 | | | 04 | - | 0.8 |
| | | 05 | - | 2.4 | | | 05 | 0 | 0.0 |
| | | 06 | - | 3.1 | | | 06 | - | 0.3 |
| | | 07 | - | 1.9 | | | 07 | 8 | 2.0 |
| | | 08 | 0 | 0.0 | | | 08 | 12 | 3.1 |
| | | 09 | - | 3.2 | | | 09 | 212 | 41.9 |
| | | 10 | 0 | 0.0 | | | 10 | 12 | 4.5 |
| | | 11 | 0 | 0.0 | | | 11 | 13 | 5.1 |
| 12 | - | 2.0 | 12 | 14 | 4.5 | | | | |
| | RANKIN ISD | ALL | - | 1.2 | VAL VERDE | COMSTOCK ISD | ALL | - | 0.8 |
| | | KG | - | 11.1 | | | KG | 0 | 0.0 |
| | | 01 | 0 | 0.0 | | | 01 | - | 20.0 |
| | | 02 | - | 5.0 | | | 02 | 0 | 0.0 |
| | | 03 | 0 | 0.0 | | | 03 | 0 | 0.0 |
| | | 04 | - | 4.8 | | | 04 | 0 | 0.0 |
| | | 05 | 0 | 0.0 | | | 05 | 0 | 0.0 |
| | | 06 | 0 | 0.0 | | | 06 | 0 | 0.0 |
| | | 07 | 0 | 0.0 | | | 07 | 0 | 0.0 |
| | | 08 | 0 | 0.0 | | | 08 | 0 | 0.0 |
| | | 09 | 0 | 0.0 | | | 09 | 0 | 0.0 |
| | | 10 | 0 | 0.0 | | | 10 | 0 | 0.0 |
| | | 11 | 0 | 0.0 | | | 11 | 0 | 0.0 |
| 12 | 0 | 0.0 | 12 | 0 | 0.0 | | | | |
| UVALDE | KNIPPA ISD | ALL | 10 | 4.6 | | SAN FELIPE-DEL | ALL | 405 | 4.5 |
| | | KG | - | 30.0 | | | KG | - | 0.5 |
| | | 01 | 0 | 0.0 | | | 01 | 72 | 9.1 |
| | | 02 | 0 | 0.0 | | | 02 | 22 | 2.8 |
| | | 03 | 0 | 0.0 | | | 03 | 16 | 2.3 |
| | | 04 | 0 | 0.0 | | | 04 | 11 | 1.5 |
| | | 05 | - | 10.5 | | | 05 | 5 | 0.7 |
| | | 06 | 0 | 0.0 | | | 06 | 8 | 1.1 |
| | | 07 | 0 | 0.0 | | | 07 | 9 | 1.3 |
| | | 08 | - | 4.3 | | | 08 | 12 | 1.7 |
| | | 09 | - | 13.6 | | | 09 | 101 | 13.5 |
| | | 10 | - | 5.6 | | | 10 | 72 | 10.3 |
| | | 11 | 0 | 0.0 | | | 11 | 46 | 8.9 |
| 12 | 0 | 0.0 | 12 | 28 | 5.2 | | | | |
| | SABINAL ISD | ALL | 16 | 3.5 | VAN ZANDT | CANTON ISD | ALL | 40 | 2.6 |
| | | KG | - | 4.8 | | | KG | 8 | 6.0 |
| | | 01 | - | 5.0 | | | 01 | - | 3.7 |
| | | 02 | - | 2.5 | | | 02 | 5 | 3.3 |
| | | 03 | - | 2.9 | | | 03 | 0 | 0.0 |
| | | 04 | - | 3.1 | | | 04 | - | 1.9 |
| | | 05 | 0 | 0.0 | | | 05 | - | 0.9 |
| | | 06 | 0 | 0.0 | | | 06 | - | 3.1 |
| | | 07 | 5 | 16.7 | | | 07 | - | 3.5 |
| | | 08 | - | 3.0 | | | 08 | - | 1.4 |
| | | 09 | - | 8.3 | | | 09 | - | 1.5 |
| | | 10 | 0 | 0.0 | | | 10 | - | 2.6 |
| | | 11 | 0 | 0.0 | | | 11 | - | 2.8 |
| 12 | 0 | 0.0 | 12 | - | 1.9 | | | | |
| | UTOPIA ISD | ALL | - | 0.6 | | EDGEWOOD ISD | ALL | 8 | 1.0 |
| | | KG | 0 | 0.0 | | | KG | 0 | 0.0 |
| | | 01 | 0 | 0.0 | | | 01 | - | 2.9 |
| | | 02 | 0 | 0.0 | | | 02 | 0 | 0.0 |
| | | 03 | 0 | 0.0 | | | 03 | - | 2.0 |
| | | 04 | 0 | 0.0 | | | 04 | 0 | 0.0 |
| | | 05 | - | 3.3 | | | 05 | 0 | 0.0 |
| | | 06 | 0 | 0.0 | | | 06 | - | 1.6 |
| | | 07 | 0 | 0.0 | | | 07 | 0 | 0.0 |
| | | 08 | 0 | 0.0 | | | 08 | - | 1.4 |
| | | 09 | 0 | 0.0 | | | 09 | - | 1.6 |
| | | 10 | 0 | 0.0 | | | 10 | - | 1.5 |
| | | 11 | 0 | 0.0 | | | 11 | - | 1.7 |
| | | | | 12 | 0 | 0.0 | | | |

NOTE: A DASH (-) INDICATES DATA ARE NOT REPORTED TO PROTECT STUDENT ANONYMITY.

APPENDIX D
1997-98 RETENTION RATES
DISTRICT RETENTION RATES BY GRADE

| COUNTY | DISTRICT | GRADE | 97-98 TOTAL RETAINED | 97-98 RETENTION RATE | COUNTY | DISTRICT | GRADE | 97-98 TOTAL RETAINED | 97-98 RETENTION RATE | |
|-----------------------|-----------------|-------|----------------------------|----------------------------|----------|-----------------|----------------|----------------------------|----------------------------|------|
| VAN ZANDT (cont'd) | FRUITVALE ISD | ALL | 7 | 2.2 | VICTORIA | BLOOMINGTON ISD | ALL | 39 | 4.2 | |
| | | KG | - | 9.1 | | | KG | - | 1.3 | |
| | | 01 | - | 8.8 | | | 01 | 6 | 7.8 | |
| | | 02 | 0 | 0.0 | | | 02 | - | 4.2 | |
| | | 03 | 0 | 0.0 | | | 03 | 0 | 0.0 | |
| | | 04 | 0 | 0.0 | | | 04 | - | 4.3 | |
| | | 05 | 0 | 0.0 | | | 05 | - | 1.7 | |
| | | 06 | 0 | 0.0 | | | 06 | 0 | 0.0 | |
| | | 07 | - | 3.4 | | | 07 | - | 1.4 | |
| | | 08 | 0 | 0.0 | | | 08 | - | 2.9 | |
| | | 09 | 0 | 0.0 | | | 09 | 15 | 16.0 | |
| | | 10 | 0 | 0.0 | | | 10 | - | 2.7 | |
| 11 | 0 | 0.0 | 11 | - | 6.2 | | | | | |
| 12 | - | 3.6 | 12 | - | 1.7 | | | | | |
| | GRAND SALINE IS | ALL | 35 | 3.4 | | NURSERY ISD | ALL | - | 0.9 | |
| | | KG | 5 | 5.8 | | | KG | 0 | 0.0 | |
| | | 01 | 10 | 11.4 | | | 01 | 0 | 0.0 | |
| | | 02 | - | 1.2 | | | 02 | 0 | 0.0 | |
| | | 03 | - | 1.3 | | | 03 | 0 | 0.0 | |
| | | 04 | 0 | 0.0 | | | 04 | - | 4.2 | |
| | | 05 | 0 | 0.0 | | | 05 | 0 | 0.0 | |
| | | 06 | - | 3.2 | | | | | | |
| | | 07 | - | 1.1 | | | | | | |
| | | 08 | 0 | 0.0 | | | | | | |
| | | 09 | 11 | 13.1 | | | | | | |
| | | 10 | - | 2.9 | | | | | | |
| | 11 | 0 | 0.0 | | | | | | | |
| | 12 | - | 1.7 | | | | | | | |
| | MARTINS MILL IS | ALL | 12 | 3.2 | | VICTORIA ISD | ALL | 807 | 6.0 | |
| | | KG | 0 | 0.0 | | | KG | 26 | 2.7 | |
| | | 01 | 0 | 0.0 | | | 01 | 68 | 6.2 | |
| | | 02 | - | 6.3 | | | 02 | 42 | 3.9 | |
| | | 03 | - | 8.0 | | | 03 | 23 | 2.1 | |
| | | 04 | 0 | 0.0 | | | 04 | - | 0.4 | |
| | | 05 | 0 | 0.0 | | | 05 | - | 0.4 | |
| | | 06 | 0 | 0.0 | | | 06 | 14 | 1.3 | |
| | | 07 | - | 5.6 | | | 07 | 19 | 1.8 | |
| | | 08 | 0 | 0.0 | | | 08 | 12 | 1.2 | |
| | | 09 | - | 4.7 | | | 09 | 376 | 28.0 | |
| | | 10 | - | 12.5 | | | 10 | 128 | 12.5 | |
| | 11 | - | 3.4 | | 11 | 40 | 5.0 | | | |
| | 12 | - | 4.5 | | 12 | 51 | 5.9 | | | |
| | VAN ISD | ALL | 38 | 2.0 | | WALKER | HUNTSVILLE ISD | ALL | 287 | 4.7 |
| | | KG | - | 2.3 | | | | KG | 14 | 2.9 |
| | | 01 | 12 | 8.5 | | | | 01 | 27 | 5.7 |
| | | 02 | 8 | 5.5 | | | | 02 | 31 | 6.0 |
| | | 03 | - | 0.7 | | | | 03 | 9 | 1.9 |
| | | 04 | - | 0.7 | | | | 04 | 12 | 2.2 |
| | | 05 | 0 | 0.0 | | | | 05 | 7 | 1.3 |
| | | 06 | - | 2.4 | | | | 06 | - | 0.8 |
| | | 07 | - | 0.6 | | | | 07 | 12 | 2.4 |
| | | 08 | - | 0.8 | | | | 08 | 5 | 1.1 |
| | | 09 | - | 1.9 | | | | 09 | 80 | 15.6 |
| | | 10 | - | 0.8 | | | | 10 | 55 | 12.2 |
| | 11 | - | 1.5 | | 11 | 23 | 6.5 | | | |
| | 12 | - | 1.0 | | 12 | 8 | 2.4 | | | |
| | WILLS POINT ISD | ALL | 103 | 4.5 | | NEW WAVERLY ISD | ALL | 89 | 11.0 | |
| | | KG | 8 | 4.7 | | | KG | - | 5.1 | |
| | | 01 | 8 | 4.4 | | | 01 | 11 | 14.7 | |
| | | 02 | 0 | 0.0 | | | 02 | - | 3.0 | |
| | | 03 | 6 | 3.4 | | | 03 | 0 | 0.0 | |
| | | 04 | - | 0.5 | | | 04 | - | 1.7 | |
| | | 05 | - | 0.6 | | | 05 | 0 | 0.0 | |
| | | 06 | - | 2.1 | | | 06 | 0 | 0.0 | |
| | | 07 | 0 | 0.0 | | | 07 | 0 | 0.0 | |
| | | 08 | 6 | 2.9 | | | 08 | - | 2.0 | |
| | | 09 | 46 | 21.8 | | | 09 | 65 | 47.4 | |
| | | 10 | 17 | 9.9 | | | 10 | - | 3.6 | |
| | 11 | 5 | 3.9 | | 11 | - | 5.1 | | | |
| | 12 | - | 1.0 | | 12 | - | 4.4 | | | |

NOTE: A DASH (-) INDICATES DATA ARE NOT REPORTED TO PROTECT STUDENT ANONYMITY.

APPENDIX D
1997-98 RETENTION RATES
DISTRICT RETENTION RATES BY GRADE

| COUNTY | DISTRICT | GRADE | 97-98 TOTAL RETAINED | 97-98 RETENTION RATE | COUNTY | DISTRICT | GRADE | 97-98 TOTAL RETAINED | 97-98 RETENTION RATE |
|--------|-----------------|-------|----------------------------|----------------------------|------------|-----------------|-------|----------------------------|----------------------------|
| WALLER | HEMPSTEAD ISD | ALL | 63 | 5.2 | WASHINGTON | BRENHAM ISD | ALL | 127 | 2.9 |
| | | KG | 0 | 0.0 | | | KG | 7 | 2.7 |
| | | 01 | 14 | 16.5 | | | 01 | - | 1.5 |
| | | 02 | - | 2.0 | | | 02 | 9 | 2.8 |
| | | 03 | - | 0.9 | | | 03 | 6 | 1.8 |
| | | 04 | 0 | 0.0 | | | 04 | - | 0.3 |
| | | 05 | 6 | 5.4 | | | 05 | - | 0.8 |
| | | 06 | - | 0.9 | | | 06 | - | 1.1 |
| | | 07 | - | 2.1 | | | 07 | 5 | 1.3 |
| | | 08 | 0 | 0.0 | | | 08 | - | 0.3 |
| | | 09 | 28 | 23.7 | | | 09 | 40 | 8.9 |
| | | 10 | 7 | 8.6 | | | 10 | 23 | 6.8 |
| | | 11 | - | 1.5 | | | 11 | 13 | 4.5 |
| 12 | - | 1.6 | 12 | 11 | 3.5 | | | | |
| | ROYAL ISD | ALL | 165 | 13.3 | | BURTON ISD | ALL | 18 | 4.5 |
| | | KG | 7 | 6.4 | | | KG | 0 | 0.0 |
| | | 01 | 28 | 22.0 | | | 01 | - | 11.1 |
| | | 02 | 10 | 8.7 | | | 02 | 5 | 17.9 |
| | | 03 | 7 | 8.8 | | | 03 | - | 5.0 |
| | | 04 | 22 | 21.2 | | | 04 | - | 2.2 |
| | | 05 | 15 | 14.3 | | | 05 | 0 | 0.0 |
| | | 06 | 12 | 13.3 | | | 06 | 0 | 0.0 |
| | | 07 | 22 | 23.4 | | | 07 | 0 | 0.0 |
| | | 08 | 16 | 14.8 | | | 08 | - | 3.3 |
| | | 09 | 21 | 21.6 | | | 09 | - | 6.1 |
| | | 10 | - | 2.5 | | | 10 | - | 21.1 |
| | | 11 | - | 4.9 | | | 11 | 0 | 0.0 |
| 12 | 0 | 0.0 | 12 | 0 | 0.0 | | | | |
| | WALLER ISD | ALL | 77 | 2.3 | WEBB | LAREDO ISD | ALL | 1,193 | 6.0 |
| | | KG | 7 | 3.0 | | | KG | - | 0.2 |
| | | 01 | 10 | 3.7 | | | 01 | 251 | 13.3 |
| | | 02 | 5 | 1.9 | | | 02 | 211 | 11.4 |
| | | 03 | 0 | 0.0 | | | 03 | 87 | 4.9 |
| | | 04 | 0 | 0.0 | | | 04 | 13 | 0.8 |
| | | 05 | 0 | 0.0 | | | 05 | 41 | 2.7 |
| | | 06 | 0 | 0.0 | | | 06 | 26 | 1.7 |
| | | 07 | 7 | 2.7 | | | 07 | 38 | 2.6 |
| | | 08 | - | 0.7 | | | 08 | 25 | 1.8 |
| | | 09 | 33 | 10.4 | | | 09 | 354 | 23.4 |
| | | 10 | 9 | 4.2 | | | 10 | 44 | 3.5 |
| | | 11 | - | 0.5 | | | 11 | 36 | 3.1 |
| 12 | - | 1.4 | 12 | 63 | 5.3 | | | | |
| WARD | GRANDFALLS-ROYA | ALL | - | 1.7 | | MIRANDO CITY IS | ALL | 0 | 0.0 |
| | | KG | - | 5.3 | | | KG | 0 | 0.0 |
| | | 01 | - | 22.2 | | | 01 | 0 | 0.0 |
| | | 02 | 0 | 0.0 | | | 02 | 0 | 0.0 |
| | | 03 | 0 | 0.0 | | | 03 | 0 | 0.0 |
| | | 04 | 0 | 0.0 | | | 04 | 0 | 0.0 |
| | | 05 | 0 | 0.0 | | | 05 | 0 | 0.0 |
| | | 06 | 0 | 0.0 | | | 06 | 0 | 0.0 |
| | | 07 | 0 | 0.0 | | | 07 | 0 | 0.0 |
| | | 08 | 0 | 0.0 | | | 08 | 0 | 0.0 |
| | | 09 | 0 | 0.0 | | | | | |
| | | 10 | 0 | 0.0 | | | | | |
| | | 11 | 0 | 0.0 | | | | | |
| 12 | 0 | 0.0 | | | | | | | |
| | MONAHANS-WICKET | ALL | 96 | 4.2 | | UNITED ISD | ALL | 824 | 4.0 |
| | | KG | 5 | 2.9 | | | KG | 29 | 1.6 |
| | | 01 | 12 | 7.6 | | | 01 | 82 | 4.1 |
| | | 02 | 6 | 3.6 | | | 02 | 47 | 2.6 |
| | | 03 | 7 | 3.6 | | | 03 | 20 | 1.2 |
| | | 04 | 9 | 5.2 | | | 04 | 19 | 1.1 |
| | | 05 | - | 1.8 | | | 05 | 16 | 1.0 |
| | | 06 | 0 | 0.0 | | | 06 | 33 | 1.9 |
| | | 07 | - | 1.5 | | | 07 | 19 | 1.2 |
| | | 08 | - | 0.5 | | | 08 | 29 | 1.9 |
| | | 09 | 25 | 11.4 | | | 09 | 338 | 19.8 |
| | | 10 | 10 | 6.3 | | | 10 | 107 | 8.2 |
| | | 11 | 13 | 7.7 | | | 11 | 57 | 5.5 |
| 12 | - | 1.3 | 12 | 28 | 2.6 | | | | |

NOTE: A DASH (-) INDICATES DATA ARE NOT REPORTED TO PROTECT STUDENT ANONYMITY.

APPENDIX D
1997-98 RETENTION RATES
DISTRICT RETENTION RATES BY GRADE

| COUNTY | DISTRICT | GRADE | 97-98 TOTAL RETAINED | 97-98 RETENTION RATE | COUNTY | DISTRICT | GRADE | 97-98 TOTAL RETAINED | 97-98 RETENTION RATE |
|------------------|-----------------|-------|----------------------------|----------------------------|---------------------|-----------------|-------|----------------------------|----------------------------|
| WEBB (cont'd) | WEBB CONS ISD | ALL | 25 | 6.9 | WHARTON (cont'd) | WHARTON ISD | ALL | 114 | 4.6 |
| | | KG | - | 10.7 | | | KG | 8 | 5.0 |
| | | 01 | - | 8.7 | | | 01 | 7 | 3.6 |
| | | 02 | 7 | 19.4 | | | 02 | - | 1.5 |
| | | 03 | - | 3.1 | | | 03 | - | 0.6 |
| | | 04 | - | 4.3 | | | 04 | - | 1.2 |
| | | 05 | - | 7.4 | | | 05 | 0 | 0.0 |
| | | 06 | - | 3.0 | | | 06 | 0 | 0.0 |
| | | 07 | - | 13.0 | | | 07 | 0 | 0.0 |
| | | 08 | - | 5.3 | | | 08 | - | 0.5 |
| | | 09 | - | 7.7 | | | 09 | 71 | 25.6 |
| | | 10 | - | 4.2 | | | 10 | 9 | 5.6 |
| | | 11 | 0 | 0.0 | | | 11 | 8 | 5.5 |
| 12 | 0 | 0.0 | 12 | - | 2.3 | | | | |
| WHARTON | BOLING ISD | ALL | 24 | 2.6 | WHEELER | ALLISON ISD | ALL | - | 1.6 |
| | | KG | 0 | 0.0 | | | KG | - | - |
| | | 01 | 5 | 6.8 | | | 01 | - | - |
| | | 02 | 0 | 0.0 | | | 02 | - | - |
| | | 03 | 0 | 0.0 | | | 03 | - | - |
| | | 04 | 0 | 0.0 | | | 04 | 0 | 0.0 |
| | | 05 | - | 1.4 | | | 05 | 0 | 0.0 |
| | | 06 | 0 | 0.0 | | | 06 | - | 16.7 |
| | | 07 | - | 1.3 | | | 07 | 0 | 0.0 |
| | | 08 | 0 | 0.0 | | | 08 | 0 | 0.0 |
| | | 09 | 8 | 9.8 | | | 09 | - | - |
| | | 10 | - | 4.1 | | | 10 | 0 | 0.0 |
| | | 11 | - | 4.7 | | | 11 | 0 | 0.0 |
| 12 | - | 4.5 | 12 | 0 | 0.0 | | | | |
| | EAST BERNARD IS | ALL | 14 | 1.7 | | FORT ELLIOTT CO | ALL | 0 | 0.0 |
| | | KG | 0 | 0.0 | | | KG | - | - |
| | | 01 | - | 6.5 | | | 01 | 0 | 0.0 |
| | | 02 | - | 7.3 | | | 02 | 0 | 0.0 |
| | | 03 | - | 1.5 | | | 03 | 0 | 0.0 |
| | | 04 | 0 | 0.0 | | | 04 | 0 | 0.0 |
| | | 05 | 0 | 0.0 | | | 05 | 0 | 0.0 |
| | | 06 | 0 | 0.0 | | | 06 | 0 | 0.0 |
| | | 07 | 0 | 0.0 | | | 07 | 0 | 0.0 |
| | | 08 | 0 | 0.0 | | | 08 | 0 | 0.0 |
| | | 09 | - | 3.8 | | | 09 | 0 | 0.0 |
| | | 10 | - | 3.0 | | | 10 | 0 | 0.0 |
| | | 11 | 0 | 0.0 | | | 11 | 0 | 0.0 |
| 12 | 0 | 0.0 | 12 | 0 | 0.0 | | | | |
| | EL CAMPO ISD | ALL | 97 | 2.8 | | KELTON ISD | ALL | 5 | 14.3 |
| | | KG | - | 0.9 | | | KG | 0 | 0.0 |
| | | 01 | 9 | 3.6 | | | 01 | - | 23.1 |
| | | 02 | 11 | 4.1 | | | 02 | - | 20.0 |
| | | 03 | - | 0.8 | | | 03 | - | - |
| | | 04 | 0 | 0.0 | | | 04 | - | - |
| | | 05 | 0 | 0.0 | | | 05 | - | - |
| | | 06 | - | 0.7 | | | 06 | - | - |
| | | 07 | 6 | 2.1 | | | | | |
| | | 08 | 0 | 0.0 | | | | | |
| | | 09 | 28 | 9.3 | | | | | |
| | | 10 | 8 | 3.1 | | | | | |
| | | 11 | 17 | 6.2 | | | | | |
| 12 | 12 | 4.7 | | | | | | | |
| | LOUISE ISD | ALL | 18 | 3.7 | | SHAMROCK ISD | ALL | - | 1.0 |
| | | KG | - | 12.1 | | | KG | 0 | 0.0 |
| | | 01 | 0 | 0.0 | | | 01 | - | 3.1 |
| | | 02 | - | 7.0 | | | 02 | 0 | 0.0 |
| | | 03 | 0 | 0.0 | | | 03 | - | 4.0 |
| | | 04 | 0 | 0.0 | | | 04 | 0 | 0.0 |
| | | 05 | 0 | 0.0 | | | 05 | 0 | 0.0 |
| | | 06 | 0 | 0.0 | | | 06 | 0 | 0.0 |
| | | 07 | 0 | 0.0 | | | 07 | 0 | 0.0 |
| | | 08 | 0 | 0.0 | | | 08 | 0 | 0.0 |
| | | 09 | 6 | 13.3 | | | 09 | 0 | 0.0 |
| | | 10 | - | 4.9 | | | 10 | - | 2.9 |
| | | 11 | - | 5.6 | | | 11 | - | 2.9 |
| 12 | - | 3.4 | 12 | 0 | 0.0 | | | | |

NOTE: A DASH (-) INDICATES DATA ARE NOT REPORTED TO PROTECT STUDENT ANONYMITY.

APPENDIX D
1997-98 RETENTION RATES
DISTRICT RETENTION RATES BY GRADE

| COUNTY | DISTRICT | GRADE | 97-98 TOTAL RETAINED | 97-98 RETENTION RATE | COUNTY | DISTRICT | GRADE | 97-98 TOTAL RETAINED | 97-98 RETENTION RATE | |
|---------------------|-----------------|---------------|----------------------------|----------------------------|---------------------|-----------------|---------------|----------------------------|----------------------------|------|
| WHEELER (cont'd) | WHEELER ISD | ALL | 10 | 2.8 | WICHITA (cont'd) | WICHITA FALLS I | ALL | 459 | 3.3 | |
| | | KG | 6 | 15.4 | | | KG | 55 | 4.7 | |
| | | 01 | - | 12.5 | | | 01 | 47 | 4.0 | |
| | | 02 | 0 | 0.0 | | | 02 | 14 | 1.3 | |
| | | 03 | - | 4.5 | | | 03 | 7 | 0.6 | |
| | | 04 | - | 3.4 | | | 04 | 6 | 0.6 | |
| | | 05 | 0 | 0.0 | | | 05 | 0 | 0.0 | |
| | | 06 | 0 | 0.0 | | | 06 | - | 0.4 | |
| | | 07 | 0 | 0.0 | | | 07 | 15 | 1.3 | |
| | | 08 | 0 | 0.0 | | | 08 | 5 | 0.5 | |
| | | 09 | 0 | 0.0 | | | 09 | 211 | 16.8 | |
| | | 10 | 0 | 0.0 | | | 10 | 56 | 5.6 | |
| | | 11 | 0 | 0.0 | | | 11 | 28 | 3.3 | |
| 12 | 0 | 0.0 | 12 | 11 | 1.3 | | | | | |
| WICHITA | BURKBURNETT ISD | ALL | 74 | 2.2 | WILBARGER | HARROLD ISD | ALL | - | 1.6 | |
| | | KG | - | 1.2 | | | KG | - | 12.5 | |
| | | 01 | 7 | 2.6 | | | 01 | 0 | 0.0 | |
| | | 02 | - | 0.4 | | | 02 | 0 | 0.0 | |
| | | 03 | - | 0.8 | | | 03 | 0 | 0.0 | |
| | | 04 | - | 1.7 | | | 04 | 0 | 0.0 | |
| | | 05 | - | 0.4 | | | 05 | 0 | 0.0 | |
| | | 06 | 0 | 0.0 | | | 06 | 0 | 0.0 | |
| | | 07 | - | 1.2 | | | 07 | 0 | 0.0 | |
| | | 08 | 0 | 0.0 | | | 08 | 0 | 0.0 | |
| | | 09 | 44 | 15.3 | | | 09 | - | - | |
| | | 10 | - | 1.2 | | | 10 | 0 | 0.0 | |
| | 11 | - | 0.4 | 11 | 0 | 0.0 | | | | |
| | 12 | 5 | 2.3 | 12 | - | 7.7 | | | | |
| | | CITY VIEW ISD | ALL | 11 | 1.6 | | NORTHSIDE ISD | ALL | 6 | 4.3 |
| | | | KG | - | 2.6 | | | KG | 0 | 0.0 |
| | | | 01 | 0 | 0.0 | | | 01 | - | 10.0 |
| | | | 02 | - | 1.3 | | | 02 | 0 | 0.0 |
| | | | 03 | - | 1.4 | | | 03 | 0 | 0.0 |
| | | | 04 | 0 | 0.0 | | | 04 | 0 | 0.0 |
| | | | 05 | 0 | 0.0 | | | 05 | - | 16.7 |
| | | | 06 | - | 3.6 | | | 06 | - | 5.6 |
| | | | 07 | - | 1.3 | | | 07 | - | 5.6 |
| | | | 08 | - | 4.4 | | | 08 | 0 | 0.0 |
| | | | | | 09 | | | - | 11.1 | |
| | | | | | 10 | | | 0 | 0.0 | |
| | | | 11 | 0 | 0.0 | | | | | |
| | | | 12 | 0 | 0.0 | | | | | |
| | ELECTRA ISD | ALL | 36 | 5.1 | | VERNON ISD | ALL | 77 | 3.2 | |
| | | KG | - | 7.4 | | | KG | - | 0.6 | |
| | | 01 | 8 | 14.0 | | | 01 | 0 | 0.0 | |
| | | 02 | - | 1.9 | | | 02 | 0 | 0.0 | |
| | | 03 | - | 1.5 | | | 03 | 0 | 0.0 | |
| | | 04 | 0 | 0.0 | | | 04 | 0 | 0.0 | |
| | | 05 | - | 3.7 | | | 05 | - | 0.5 | |
| | | 06 | 0 | 0.0 | | | 06 | 7 | 3.6 | |
| | | 07 | 7 | 12.3 | | | 07 | 14 | 6.6 | |
| | | 08 | - | 1.8 | | | 08 | 14 | 6.7 | |
| | | 09 | 7 | 14.9 | | | 09 | 27 | 11.8 | |
| | | 10 | - | 4.5 | | | 10 | 7 | 3.8 | |
| 11 | - | 2.8 | 11 | - | 2.1 | | | | | |
| 12 | - | 2.8 | 12 | - | 2.2 | | | | | |
| | IOWA PARK CONS | ALL | 73 | 3.6 | | WILLACY | LASARA ISD | ALL | 7 | 2.6 |
| | | KG | 11 | 8.5 | | | | KG | 0 | 0.0 |
| | | 01 | - | 0.7 | | | | 01 | - | 3.6 |
| | | 02 | 0 | 0.0 | | | | 02 | - | 2.8 |
| | | 03 | - | 0.7 | | | | 03 | - | 8.8 |
| | | 04 | 0 | 0.0 | | | | 04 | 0 | 0.0 |
| | | 05 | 0 | 0.0 | | | | 05 | 0 | 0.0 |
| | | 06 | - | 1.8 | | | | 06 | - | 3.7 |
| | | 07 | - | 1.7 | | | | 07 | - | 3.7 |
| | | 08 | - | 0.6 | | | | 08 | 0 | 0.0 |
| | | 09 | 36 | 18.1 | | | | | | |
| | | 10 | 11 | 7.1 | | | | | | |
| 11 | 5 | 3.8 | | | | | | | | |
| 12 | - | 0.7 | | | | | | | | |

NOTE: A DASH (-) INDICATES DATA ARE NOT REPORTED TO PROTECT STUDENT ANONYMITY.

APPENDIX D
1997-98 RETENTION RATES
DISTRICT RETENTION RATES BY GRADE

| COUNTY | DISTRICT | GRADE | 97-98 TOTAL RETAINED | 97-98 RETENTION RATE | COUNTY | DISTRICT | GRADE | 97-98 TOTAL RETAINED | 97-98 RETENTION RATE |
|---------------------|-----------------|-------|----------------------------|----------------------------|------------------------|----------------|-------|----------------------------|----------------------------|
| WILLACY (cont'd) | LYFORD CISD | ALL | 70 | 4.6 | WILLIAMSON (cont'd) | GEORGETOWN ISD | ALL | 178 | 2.7 |
| | | KG | - | 1.9 | | | KG | 12 | 2.5 |
| | | 01 | 5 | 4.5 | | | 01 | 6 | 1.3 |
| | | 02 | - | 3.7 | | | 02 | - | 0.6 |
| | | 03 | 0 | 0.0 | | | 03 | 8 | 1.5 |
| | | 04 | 0 | 0.0 | | | 04 | - | 0.6 |
| | | 05 | - | 0.9 | | | 05 | - | 0.2 |
| | | 06 | - | 2.5 | | | 06 | 7 | 1.3 |
| | | 07 | 0 | 0.0 | | | 07 | - | 0.4 |
| | | 08 | - | 0.7 | | | 08 | 5 | 0.9 |
| | | 09 | 45 | 27.6 | | | 09 | 55 | 9.5 |
| | | 10 | 5 | 4.1 | | | 10 | 22 | 4.3 |
| 11 | - | 1.9 | 11 | 38 | 9.0 | | | | |
| 12 | - | 2.0 | 12 | 16 | 3.9 | | | | |
| | RAYMONDVILLE IS | ALL | 224 | 8.6 | | GRANGER ISD | ALL | - | 0.5 |
| | | KG | - | 1.8 | | | KG | 0 | 0.0 |
| | | 01 | 27 | 11.6 | | | 01 | - | 4.2 |
| | | 02 | 7 | 3.2 | | | 02 | 0 | 0.0 |
| | | 03 | 12 | 5.8 | | | 03 | 0 | 0.0 |
| | | 04 | - | 1.5 | | | 04 | 0 | 0.0 |
| | | 05 | 5 | 2.6 | | | 05 | 0 | 0.0 |
| | | 06 | 14 | 6.5 | | | 06 | 0 | 0.0 |
| | | 07 | 16 | 8.7 | | | 07 | 0 | 0.0 |
| | | 08 | 13 | 6.7 | | | 08 | 0 | 0.0 |
| | | 09 | 99 | 34.5 | | | 09 | - | 2.2 |
| | | 10 | 17 | 11.2 | | | 10 | 0 | 0.0 |
| 11 | - | 0.7 | 11 | 0 | 0.0 | | | | |
| 12 | 6 | 3.8 | 12 | 0 | 0.0 | | | | |
| | SAN PERLITA ISD | ALL | 10 | 4.1 | | HUTTO ISD | ALL | 8 | 0.9 |
| | | KG | 0 | 0.0 | | | KG | 0 | 0.0 |
| | | 01 | - | 5.6 | | | 01 | - | 2.8 |
| | | 02 | 0 | 0.0 | | | 02 | - | 1.4 |
| | | 03 | 0 | 0.0 | | | 03 | 0 | 0.0 |
| | | 04 | 0 | 0.0 | | | 04 | 0 | 0.0 |
| | | 05 | 0 | 0.0 | | | 05 | 0 | 0.0 |
| | | 06 | - | 5.9 | | | 06 | 0 | 0.0 |
| | | 07 | 0 | 0.0 | | | 07 | 0 | 0.0 |
| | | 08 | 0 | 0.0 | | | 08 | 0 | 0.0 |
| | | 09 | 5 | 27.8 | | | 09 | - | 4.1 |
| | | 10 | - | 6.1 | | | 10 | 0 | 0.0 |
| 11 | 0 | 0.0 | 11 | - | 1.9 | | | | |
| 12 | - | 11.1 | 12 | - | 2.0 | | | | |
| WILLIAMSON | COUPLAND ISD | ALL | 0 | 0.0 | | JARRELL ISD | ALL | 9 | 1.6 |
| | | KG | 0 | 0.0 | | | KG | 0 | 0.0 |
| | | 01 | 0 | 0.0 | | | 01 | - | 5.8 |
| | | 02 | 0 | 0.0 | | | 02 | - | 1.9 |
| | | 03 | 0 | 0.0 | | | 03 | 0 | 0.0 |
| | | 04 | 0 | 0.0 | | | 04 | 0 | 0.0 |
| | | 05 | 0 | 0.0 | | | 05 | 0 | 0.0 |
| | | 06 | 0 | 0.0 | | | 06 | 0 | 0.0 |
| 07 | 0 | 0.0 | 07 | - | 2.4 | | | | |
| 08 | 0 | 0.0 | 08 | - | 6.7 | | | | |
| 09 | - | - | 09 | 0 | 0.0 | | | | |
| 10 | - | - | 10 | - | 2.9 | | | | |
| 11 | 0 | 0.0 | 11 | 0 | 0.0 | | | | |
| 12 | 0 | 0.0 | 12 | 0 | 0.0 | | | | |
| | FLORENCE ISD | ALL | 31 | 3.5 | | LEANDER ISD | ALL | 125 | 1.2 |
| | | KG | - | 4.3 | | | KG | 15 | 1.7 |
| | | 01 | 8 | 10.3 | | | 01 | 26 | 2.8 |
| | | 02 | 7 | 11.7 | | | 02 | 9 | 1.0 |
| | | 03 | 0 | 0.0 | | | 03 | 5 | 0.6 |
| | | 04 | 0 | 0.0 | | | 04 | 0 | 0.0 |
| | | 05 | - | 1.6 | | | 05 | - | 0.2 |
| | | 06 | 0 | 0.0 | | | 06 | 14 | 1.7 |
| | | 07 | - | 1.3 | | | 07 | 7 | 0.8 |
| | | 08 | - | 3.4 | | | 08 | 7 | 0.9 |
| | | 09 | - | 5.4 | | | 09 | 12 | 1.7 |
| | | 10 | 5 | 6.3 | | | 10 | 7 | 1.0 |
| 11 | 0 | 0.0 | 11 | 14 | 2.3 | | | | |
| 12 | 0 | 0.0 | 12 | 7 | 1.5 | | | | |

NOTE: A DASH (-) INDICATES DATA ARE NOT REPORTED TO PROTECT STUDENT ANONYMITY.

APPENDIX D
1997-98 RETENTION RATES
DISTRICT RETENTION RATES BY GRADE

| COUNTY | DISTRICT | GRADE | 97-98 TOTAL RETAINED | 97-98 RETENTION RATE | COUNTY | DISTRICT | GRADE | 97-98 TOTAL RETAINED | 97-98 RETENTION RATE |
|------------------------|-----------------|-------|----------------------------|----------------------------|--------------------|-----------------------|-------|----------------------------|----------------------------|
| WILLIAMSON (cont'd) | LIBERTY HILL IS | ALL | 56 | 4.7 | WILSON (cont'd) | LA VERNIA ISD | ALL | 59 | 3.2 |
| | | KG | - | 4.1 | | | KG | 10 | 7.7 |
| | | 01 | 5 | 5.7 | | | 01 | 11 | 7.1 |
| | | 02 | - | 2.2 | | | 02 | - | 2.2 |
| | | 03 | 5 | 5.2 | | | 03 | 0 | 0.0 |
| | | 04 | 5 | 5.4 | | | 04 | - | 0.6 |
| | | 05 | 6 | 6.3 | | | 05 | - | 0.6 |
| | | 06 | - | 3.7 | | | 06 | 5 | 3.4 |
| | | 07 | - | 4.1 | | | 07 | - | 2.2 |
| | | 08 | - | 3.4 | | | 08 | - | 1.3 |
| | | 09 | 11 | 10.9 | | | 09 | 12 | 8.1 |
| | | 10 | 5 | 5.4 | | | 10 | - | 3.3 |
| | | 11 | - | 3.0 | | | 11 | - | 2.4 |
| 12 | - | 1.1 | 12 | - | 3.3 | | | | |
| | ROUND ROCK ISD | ALL | 600 | 2.4 | | POTH ISD | ALL | 12 | 1.7 |
| | | KG | 33 | 1.7 | | | KG | - | 5.7 |
| | | 01 | 31 | 1.6 | | | 01 | 0 | 0.0 |
| | | 02 | 10 | 0.5 | | | 02 | 0 | 0.0 |
| | | 03 | 7 | 0.4 | | | 03 | 0 | 0.0 |
| | | 04 | 7 | 0.4 | | | 04 | 0 | 0.0 |
| | | 05 | 7 | 0.4 | | | 05 | 0 | 0.0 |
| | | 06 | 11 | 0.5 | | | 06 | - | 4.3 |
| | | 07 | 12 | 0.6 | | | 07 | 0 | 0.0 |
| | | 08 | 10 | 0.5 | | | 08 | 0 | 0.0 |
| | | 09 | 273 | 13.0 | | | 09 | 6 | 9.2 |
| | | 10 | 134 | 7.6 | | | 10 | - | 3.5 |
| | | 11 | 43 | 3.0 | | | 11 | 0 | 0.0 |
| | 12 | 22 | 1.5 | | 12 | 0 | 0.0 | | |
| | TAYLOR ISD | ALL | 68 | 2.7 | | STOCKDALE ISD | ALL | 16 | 2.2 |
| | | KG | 0 | 0.0 | | | KG | - | 5.1 |
| | | 01 | - | 1.0 | | | 01 | - | 3.8 |
| | | 02 | - | 0.5 | | | 02 | - | 1.9 |
| | | 03 | - | 0.5 | | | 03 | - | 2.2 |
| | | 04 | - | 1.1 | | | 04 | - | 1.7 |
| | | 05 | - | 0.5 | | | 05 | 0 | 0.0 |
| | | 06 | - | 1.2 | | | 06 | - | 3.3 |
| | | 07 | - | 1.3 | | | 07 | - | 3.0 |
| | | 08 | - | 1.0 | | | 08 | - | 4.6 |
| | | 09 | 24 | 11.4 | | | 09 | 0 | 0.0 |
| | | 10 | 18 | 9.9 | | | 10 | 0 | 0.0 |
| | | 11 | 11 | 6.9 | | | 11 | 0 | 0.0 |
| | 12 | 0 | 0.0 | | 12 | - | 3.8 | | |
| | THRALL ISD | ALL | - | 0.2 | | WINKLER KERMIT ISD | ALL | 40 | 2.8 |
| | | KG | 0 | 0.0 | | | KG | - | 0.9 |
| | | 01 | 0 | 0.0 | | | 01 | 6 | 5.2 |
| | | 02 | 0 | 0.0 | | | 02 | - | 3.2 |
| | | 03 | 0 | 0.0 | | | 03 | - | 1.0 |
| | | 04 | 0 | 0.0 | | | 04 | 0 | 0.0 |
| | | 05 | 0 | 0.0 | | | 05 | - | 1.0 |
| | | 06 | 0 | 0.0 | | | 06 | - | 1.4 |
| | | 07 | 0 | 0.0 | | | 07 | 5 | 4.1 |
| | | 08 | 0 | 0.0 | | | 08 | - | 0.9 |
| | | 09 | 0 | 0.0 | | | 09 | 9 | 6.6 |
| | | 10 | 0 | 0.0 | | | 10 | - | 3.6 |
| | | 11 | - | 2.4 | | | 11 | - | 4.3 |
| | 12 | 0 | 0.0 | | 12 | - | 2.2 | | |
| WILSON | FLORESVILLE ISD | ALL | 105 | 3.6 | | WINK-LOVING ISD | ALL | - | 0.5 |
| | | KG | 7 | 3.5 | | | KG | 0 | 0.0 |
| | | 01 | 14 | 6.3 | | | 01 | 0 | 0.0 |
| | | 02 | - | 0.9 | | | 02 | - | 3.8 |
| | | 03 | - | 1.2 | | | 03 | 0 | 0.0 |
| | | 04 | 5 | 2.0 | | | 04 | 0 | 0.0 |
| | | 05 | 0 | 0.0 | | | 05 | 0 | 0.0 |
| | | 06 | - | 0.4 | | | 06 | 0 | 0.0 |
| | | 07 | - | 0.8 | | | 07 | 0 | 0.0 |
| | | 08 | - | 0.8 | | | 08 | 0 | 0.0 |
| | | 09 | 45 | 15.7 | | | 09 | - | 2.6 |
| | | 10 | 11 | 5.3 | | | 10 | 0 | 0.0 |
| | | 11 | - | 1.2 | | | 11 | 0 | 0.0 |
| 12 | 11 | 6.7 | | 12 | 0 | 0.0 | | | |

NOTE: A DASH (-) INDICATES DATA ARE NOT REPORTED TO PROTECT STUDENT ANONYMITY.

APPENDIX D
1997-98 RETENTION RATES
DISTRICT RETENTION RATES BY GRADE

| COUNTY | DISTRICT | GRADE | 97-98 TOTAL RETAINED | 97-98 RETENTION RATE | COUNTY | DISTRICT | GRADE | 97-98 TOTAL RETAINED | 97-98 RETENTION RATE |
|--------|----------------|-------|----------------------------|----------------------------|------------------|-----------------|-------|----------------------------|----------------------------|
| WISE | ALVORD ISD | ALL | 7 | 1.4 | WISE (cont'd) | PARADISE ISD | ALL | 6 | 0.8 |
| | | KG | 0 | 0.0 | | | KG | - | 3.6 |
| | | 01 | 0 | 0.0 | | | 01 | - | 1.6 |
| | | 02 | - | 2.2 | | | 02 | 0 | 0.0 |
| | | 03 | - | 4.5 | | | 03 | 0 | 0.0 |
| | | 04 | 0 | 0.0 | | | 04 | 0 | 0.0 |
| | | 05 | 0 | 0.0 | | | 05 | 0 | 0.0 |
| | | 06 | 0 | 0.0 | | | 06 | 0 | 0.0 |
| | | 07 | - | 5.1 | | | 07 | 0 | 0.0 |
| | | 08 | 0 | 0.0 | | | 08 | 0 | 0.0 |
| | | 09 | - | 5.9 | | | 09 | - | 1.8 |
| | | 10 | 0 | 0.0 | | | 10 | 0 | 0.0 |
| 11 | 0 | 0.0 | 11 | - | 1.7 | | | | |
| 12 | 0 | 0.0 | 12 | - | 2.0 | | | | |
| | BOYD ISD | ALL | 41 | 4.0 | | SLIDELL ISD | ALL | 7 | 2.4 |
| | | KG | - | 4.1 | | | KG | - | 7.1 |
| | | 01 | - | 1.1 | | | 01 | 0 | 0.0 |
| | | 02 | - | 1.2 | | | 02 | 0 | 0.0 |
| | | 03 | - | 5.1 | | | 03 | 0 | 0.0 |
| | | 04 | 0 | 0.0 | | | 04 | 0 | 0.0 |
| | | 05 | 0 | 0.0 | | | 05 | 0 | 0.0 |
| | | 06 | - | 3.3 | | | 06 | 0 | 0.0 |
| | | 07 | 10 | 8.6 | | | 07 | - | 5.3 |
| | | 08 | - | 1.3 | | | 08 | - | 3.8 |
| | | 09 | 13 | 14.1 | | | 09 | - | 11.1 |
| | | 10 | - | 2.8 | | | 10 | 0 | 0.0 |
| 11 | - | 1.4 | 11 | 0 | 0.0 | | | | |
| 12 | - | 4.5 | 12 | 0 | 0.0 | | | | |
| | BRIDGEPORT ISD | ALL | 33 | 1.8 | WOOD | ALBA-GOLDEN ISD | ALL | 20 | 3.0 |
| | | KG | - | 0.8 | | | KG | 5 | 8.9 |
| | | 01 | - | 1.4 | | | 01 | 8 | 12.5 |
| | | 02 | 0 | 0.0 | | | 02 | 0 | 0.0 |
| | | 03 | - | 0.8 | | | 03 | - | 4.7 |
| | | 04 | - | 0.7 | | | 04 | - | 2.0 |
| | | 05 | 0 | 0.0 | | | 05 | 0 | 0.0 |
| | | 06 | - | 0.7 | | | 06 | - | 1.7 |
| | | 07 | - | 0.6 | | | 07 | - | 1.8 |
| | | 08 | 0 | 0.0 | | | 08 | - | 1.8 |
| | | 09 | 21 | 11.9 | | | 09 | - | 1.8 |
| | | 10 | - | 2.7 | | | 10 | 0 | 0.0 |
| 11 | - | 0.8 | 11 | 0 | 0.0 | | | | |
| 12 | 0 | 0.0 | 12 | 0 | 0.0 | | | | |
| | CHICO ISD | ALL | 6 | 1.0 | | HAWKINS ISD | ALL | 25 | 3.3 |
| | | KG | 0 | 0.0 | | | KG | 5 | 8.5 |
| | | 01 | - | 2.6 | | | 01 | - | 2.0 |
| | | 02 | 0 | 0.0 | | | 02 | 0 | 0.0 |
| | | 03 | - | 2.1 | | | 03 | - | 1.8 |
| | | 04 | 0 | 0.0 | | | 04 | 0 | 0.0 |
| | | 05 | 0 | 0.0 | | | 05 | 0 | 0.0 |
| | | 06 | - | 1.5 | | | 06 | - | 1.6 |
| | | 07 | - | 2.2 | | | 07 | - | 1.4 |
| | | 08 | 0 | 0.0 | | | 08 | - | 3.3 |
| | | 09 | - | 5.1 | | | 09 | 11 | 16.7 |
| | | 10 | 0 | 0.0 | | | 10 | - | 4.9 |
| 11 | 0 | 0.0 | 11 | 0 | 0.0 | | | | |
| 12 | 0 | 0.0 | 12 | 0 | 0.0 | | | | |
| | DECATUR ISD | ALL | 70 | 3.2 | | MINEOLA ISD | ALL | 32 | 2.3 |
| | | KG | 23 | 13.6 | | | KG | 9 | 7.6 |
| | | 01 | 8 | 4.9 | | | 01 | 10 | 8.1 |
| | | 02 | 12 | 6.9 | | | 02 | - | 3.6 |
| | | 03 | 6 | 3.4 | | | 03 | - | 2.1 |
| | | 04 | - | 1.7 | | | 04 | 0 | 0.0 |
| | | 05 | - | 0.6 | | | 05 | - | 0.9 |
| | | 06 | - | 1.1 | | | 06 | 0 | 0.0 |
| | | 07 | 0 | 0.0 | | | 07 | 0 | 0.0 |
| | | 08 | 0 | 0.0 | | | 08 | - | 1.6 |
| | | 09 | 9 | 4.9 | | | 09 | 0 | 0.0 |
| | | 10 | - | 2.0 | | | 10 | - | 1.2 |
| 11 | 0 | 0.0 | 11 | - | 2.6 | | | | |
| 12 | - | 2.2 | 12 | - | 1.1 | | | | |

NOTE: A DASH (-) INDICATES DATA ARE NOT REPORTED TO PROTECT STUDENT ANONYMITY.

APPENDIX D
1997-98 RETENTION RATES
DISTRICT RETENTION RATES BY GRADE

| COUNTY | DISTRICT | GRADE | 97-98 TOTAL RETAINED | 97-98 RETENTION RATE | COUNTY | DISTRICT | GRADE | 97-98 TOTAL RETAINED | 97-98 RETENTION RATE | |
|------------------|-----------------|-------|----------------------------|----------------------------|--------|-----------------|-------|----------------------------|----------------------------|------|
| WOOD (cont'd) | QUITMAN ISD | ALL | 34 | 3.2 | YOUNG | GRAHAM ISD | ALL | 98 | 4.2 | |
| | | KG | - | 1.6 | | | KG | - | 2.1 | |
| | | 01 | - | 2.2 | | | 01 | 32 | 15.8 | |
| | | 02 | 0 | 0.0 | | | 02 | - | 0.6 | |
| | | 03 | 0 | 0.0 | | | 03 | 5 | 2.8 | |
| | | 04 | 0 | 0.0 | | | 04 | - | 0.6 | |
| | | 05 | 0 | 0.0 | | | 05 | - | 0.5 | |
| | | 06 | - | 3.2 | | | 06 | - | 1.4 | |
| | | 07 | - | 4.2 | | | 07 | 7 | 3.4 | |
| | | 08 | 5 | 4.2 | | | 08 | - | 0.5 | |
| | | 09 | 12 | 10.8 | | | 09 | 21 | 11.1 | |
| | | 10 | - | 3.4 | | | 10 | 6 | 3.4 | |
| | | 11 | - | 4.1 | | | 11 | - | 2.5 | |
| 12 | - | - | 12 | 13 | 7.8 | | | | | |
| | WINNSBORO ISD | ALL | 27 | 2.0 | | NEWCASTLE ISD | ALL | 6 | 3.4 | |
| | | KG | 9 | 9.2 | | | KG | - | - | |
| | | 01 | - | 3.2 | | | 01 | 0 | 0.0 | |
| | | 02 | 0 | 0.0 | | | 02 | - | 5.3 | |
| | | 03 | - | 2.1 | | | 03 | 0 | 0.0 | |
| | | 04 | - | 0.8 | | | 04 | 0 | 0.0 | |
| | | 05 | 0 | 0.0 | | | 05 | 0 | 0.0 | |
| | | 06 | - | 1.8 | | | 06 | - | 6.7 | |
| | | 07 | 6 | 5.0 | | | 07 | - | 8.3 | |
| | | 08 | - | 2.0 | | | 08 | 0 | 0.0 | |
| | | 09 | 0 | 0.0 | | | 09 | - | 6.7 | |
| | | 10 | - | 1.0 | | | 10 | - | 4.5 | |
| | | 11 | 0 | 0.0 | | | 11 | - | 5.9 | |
| | 12 | - | 1.1 | | 12 | 0 | 0.0 | | | |
| | YANTIS ISD | ALL | 5 | 1.5 | | OLNEY ISD | ALL | 38 | 4.7 | |
| | | KG | 0 | 0.0 | | | KG | - | 3.3 | |
| | | 01 | - | 4.0 | | | 01 | 6 | 10.7 | |
| | | 02 | 0 | 0.0 | | | 02 | - | 5.5 | |
| | | 03 | 0 | 0.0 | | | 03 | - | 1.5 | |
| | | 04 | 0 | 0.0 | | | 04 | 0 | 0.0 | |
| | | 05 | 0 | 0.0 | | | 05 | 0 | 0.0 | |
| | | 06 | - | 3.7 | | | 06 | - | 1.3 | |
| | | 07 | 0 | 0.0 | | | 07 | - | 1.4 | |
| | | 08 | 0 | 0.0 | | | 08 | - | 1.5 | |
| | | 09 | - | 5.0 | | | 09 | 13 | 18.8 | |
| | | 10 | - | 5.9 | | | 10 | 6 | 9.8 | |
| | | 11 | 0 | 0.0 | | | 11 | - | 7.1 | |
| | 12 | 0 | 0.0 | | 12 | - | 2.0 | | | |
| YOAKUM | DENVER CITY ISD | ALL | 58 | 3.8 | ZAPATA | ZAPATA COUNTY I | ALL | 86 | 3.2 | |
| | | KG | 10 | 10.8 | | | KG | - | 1.9 | |
| | | 01 | 11 | 11.2 | | | 01 | 11 | 4.8 | |
| | | 02 | 9 | 8.0 | | | 02 | 11 | 5.3 | |
| | | 03 | 5 | 4.0 | | | 03 | - | 1.4 | |
| | | 04 | 0 | 0.0 | | | 04 | 5 | 2.3 | |
| | | 05 | 0 | 0.0 | | | 05 | - | 0.5 | |
| | | 06 | - | 3.3 | | | 06 | - | 1.0 | |
| | | 07 | - | 1.6 | | | 07 | 0 | 0.0 | |
| | | 08 | 0 | 0.0 | | | 08 | 0 | 0.0 | |
| | | 09 | 12 | 8.3 | | | 09 | 32 | 15.0 | |
| | | 10 | - | 0.9 | | | 10 | 11 | 5.4 | |
| | | 11 | - | 1.9 | | | 11 | 5 | 3.0 | |
| 12 | - | 1.9 | 12 | - | 0.6 | | | | | |
| | PLAINS ISD | ALL | 21 | 4.0 | ZAVALA | CRYSTAL CITY IS | ALL | 59 | 3.2 | |
| | | KG | - | 9.1 | | | | KG | 10 | 5.9 |
| | | 01 | 6 | 19.4 | | | | 01 | 5 | 3.1 |
| | | 02 | 0 | 0.0 | | | | 02 | - | 1.4 |
| | | 03 | - | 2.3 | | | | 03 | 0 | 0.0 |
| | | 04 | 0 | 0.0 | | | | 04 | 0 | 0.0 |
| | | 05 | 0 | 0.0 | | | | 05 | 0 | 0.0 |
| | | 06 | 0 | 0.0 | | | | 06 | 0 | 0.0 |
| | | 07 | 6 | 13.3 | | | | 07 | - | 1.9 |
| | | 08 | 0 | 0.0 | | | | 08 | - | 0.8 |
| | | 09 | - | 3.6 | | | | 09 | 27 | 18.9 |
| | | 10 | - | 4.3 | | | | 10 | 10 | 8.7 |
| | | 11 | 0 | 0.0 | | | | 11 | 0 | 0.0 |
| | 12 | 0 | 0.0 | | 12 | - | 0.9 | | | |

NOTE: A DASH (-) INDICATES DATA ARE NOT REPORTED TO PROTECT STUDENT ANONYMITY.

APPENDIX D
1997-98 RETENTION RATES
DISTRICT RETENTION RATES BY GRADE

| COUNTY | DISTRICT | GRADE | 97-98 TOTAL RETAINED | 97-98 RETENTION RATE |
|--------------------|--------------|-------|----------------------------|----------------------------|
| ZAVALA (cont'd) | LA PRYOR ISD | ALL | 18 | 4.5 |
| | | KG | - | 5.3 |
| | | 01 | - | 3.2 |
| | | 02 | 0 | 0.0 |
| | | 03 | 0 | 0.0 |
| | | 04 | - | 2.6 |
| | | 05 | 0 | 0.0 |
| | | 06 | 0 | 0.0 |
| | | 07 | - | 9.1 |
| | | 08 | - | 3.7 |
| | | 09 | 10 | 23.8 |
| | | 10 | 0 | 0.0 |
| | | 11 | 0 | 0.0 |
| 12 | 0 | 0.0 | | |

NOTE: A DASH (-) INDICATES DATA ARE NOT REPORTED TO PROTECT STUDENT ANONYMITY.

PUBLICATION ORDER FORM

Purchaser Name _____ Date _____

Send to (name, if different) _____

Address _____

City _____ State _____ Zip _____

To place an order for a publication, fill out information below and make check or money order payable to:
Texas Education Agency
Price includes postage, handling, and state tax.

| Publication Number | Title of Publication | Quantity | Price Per Copy | Total Price |
|--------------------|---|----------|----------------|-------------|
| GE9 601 02 | 1997-98 Report on Grade-level Retention of Texas Students | _____ | \$9.50 | _____ |

For Tax Exempt Orders Only

To place an order for a publication, fill out information below and make check or money order payable to:
Texas Education Agency
Price includes postage and handling.

| Publication Number | Title of Publication | Quantity | Price Per Copy | Total Price |
|--------------------|---|----------|----------------|-------------|
| GE9 601 02 | 1997-98 Report on Grade-level Retention of Texas Students | _____ | \$8.75 | _____ |

FOR PUBLICATION INQUIRIES AND PURCHASE ORDERS,* SEND TO:

Texas Education Agency
 Publications Distribution
 1701 North Congress Avenue
 Austin, Texas 78701-1494

**Purchase orders are accepted only from Texas educational institutions and government agencies.*

IF YOU ARE MAILING A CHECK OR MONEY ORDER, REMIT THIS FORM WITH PAYMENT TO:

Texas Education Agency
 Publications Distribution
 P. O. Box 13817
 Austin, Texas 78711-3817

Make check or money order payable to:
 Texas Education Agency