


STAAR Grades 3–8
2013 Test Administrations



**Reporting Student
Data File Format**

Overview

All STAAR, STAAR Modified, STAAR L, and STAAR Alternate data for a student will be combined into one record on the data file, including both English and Spanish. Students can test with varying assessments; however the results will be merged together to create one record in the individual student record file. Records will not be merged together when a student takes one or more subjects at one grade level, and one or more tests at another grade level.

Following is a list of the most significant changes being implemented in 2013.

1. **Score codes and score code defaults:** Score codes and score code defaults have been added for the May and June grades 5 & 8 retest administrations. The additional values can be found in positions 351 and 352 for the score codes and 356 and 357 for the score code defaults.
2. **Student's performance level results:** The student's performance level results for Level II have been added in positions 419, 773, 1119, 1521, and 1921 for the various subjects. The student's performance level results will take into account the standard that is applicable for the current school year, allowing school districts to look in one location on the data file for the student's results regardless of the phase-in standard that is in effect at the time.
3. **Student's performance level results at all applicable standards:** The phase-in 2 standard has been added to the data file. There are three performance standards at Level II (phase-in 1, phase-in 2, and recommended). These values can be found in positions 417, 771, 1117, 1519, and 1919.
4. **Item correct responses and student's responses:** Because the tests will be released in 2013 for the primary administrations (excluding STAAR L, STAAR Modified, and Braille tests), the correct responses will be provided on the data file and the student responses will be formatted such that, if the student's response is incorrect, the response that the student chose will be shown. The student's responses can be found in positions 503–554 (reading), 857–912 (mathematics), 1241–1280 (writing), 1653–1704 (social studies), and 2055–2108 (science); and the correct responses can be found in positions 555–606 (reading), 913–968 (mathematics), 1281–1320 (writing), 1705–1756 (social studies), and 2109–2162 (science).
5. **Current-year and previous-year history information:** Current-year history information for grades 5 and 8 has been added in positions 2251–2418. Previous-year history information for all grades has been added in positions 2501–2823.

Attention For Users of Tab-delimited Files

If you ordered a tab-delimited file, a delimiter has been placed after each data field in the file (Hex = 09). For example, the first data field, Administration Date, has a field length of 4 and is followed by a delimiter in position 5. Therefore, the data for Grade Level Tested begins in position 6 rather than position 5 as shown in the data file format.

STAAR 3–8 REPORTING STUDENT DATA FILE FORMAT

LOCATION FROM-TO	FIELD LENGTH	FIELD DESCRIPTION AND ANSWER DOCUMENT CODES (PEIMS data element names are used where available)	ANSWER DOCUMENT COLUMN HEADINGS (AND CODES)
---------------------	-----------------	--	---

ADMINISTRATION AND STUDENT ID INFORMATION

1-4	4	ADMINISTRATION DATE 0413 = April 2013 0513 = May 2013 0613 = June 2013	
5-6	2	GRADE LEVEL TESTED Grades 03–08: the grade of the test(s) that the student took. In most cases this will be the same as the students enrolled grade, however, if the student is in grade 7 but is assessed with a grade 8 test, then grade 08 will be present.	
7-8	2	ESC REGION NUMBER	
9-17	9	COUNTY-DISTRICT-CAMPUS NUMBER	
18-32	15	DISTRICT-NAME	
33-47	15	CAMPUS-NAME	
48-62	15	LAST-NAME	
63-72	10	FIRST-NAME	
73-73	1	MIDDLE INITIAL	
74-82	9	STUDENT-ID (as used for PEIMS) Either the student’s social security number or a state-approved alternate ID consisting of an “S” followed by eight digits	
83-83	1	SEX-CODE M = Male F = Female	SEX CODE (M) (F)
84-91	8	DATE-OF-BIRTH (MMDDYYYY)	
92-92	1	BLANK	

DEMOGRAPHIC INFORMATION

93-93	1	HISPANIC-LATINO-CODE Student has been identified as Hispanic or Latino. 1 = Yes 0 = No	ETH (1) (0)
94-94	1	AMERICAN-INDIAN-ALASKA-NATIVE-CODE Student has been identified as American Indian or Alaska Native. 1 = Yes 0 = No	RACE-I (1) (0)

STAAR 3–8 REPORTING STUDENT DATA FILE FORMAT

LOCATION FROM-TO	FIELD LENGTH	FIELD DESCRIPTION AND ANSWER DOCUMENT CODES (PEIMS data element names are used where available)	ANSWER DOCUMENT COLUMN HEADINGS (AND CODES)
95-95	1	ASIAN-CODE Student has been identified as Asian. 1 = Yes 0 = No	RACE-A (1) (0)
96-96	1	BLACK-AFRICAN-AMERICAN-CODE Student has been identified as Black or African American. 1 = Yes 0 = No	RACE-B (1) (0)
97-97	1	NATIVE-HAWAIIAN-PACIFIC-ISLANDER-CODE Student has been identified as Native Hawaiian or Other Pacific Islander. 1 = Yes 0 = No	RACE-P (1) (0)
98-98	1	WHITE-CODE Student has been identified as White. 1 = Yes 0 = No	RACE-W (1) (0)
99-99	1	ETHNICITY/RACE REPORTING CATEGORY H = Hispanic/Latino I = American Indian or Alaska Native A = Asian B = Black or African American P = Native Hawaiian or Other Pacific Islander W = White T = Two or More Races N = No Information Provided	
100-100	1	ECONOMIC-DISADVANTAGE-CODE 1 = Eligible for free meals under the National School Lunch and Child Nutrition Program 2 = Eligible for reduced-price meals under the National School Lunch and Child Nutrition Program 9 = Other economic disadvantage 0 = Not identified as economically disadvantaged	ED (01) (02) (99) (00)
101-101	1	TITLE-I-PART-A-INDICATOR-CODE 6 = Student attends campus with schoolwide program 7 = Student participates in program at targeted assistance school 8 = Student is previous participant in program at targeted assistance school (not a current participant) 9 = Student does not attend a Title I, Part A school but receives Title I, Part A services because the student is homeless 0 = Student does not currently participate in and has not previously participated in program at current campus	TIA (6) (7) (8) (9) (0)
102-102	1	MIGRANT-INDICATOR-CODE Student has been identified as a migrant student. 1 = Yes 0 = No	MS (1) (0)
103-106	4	BLANK	

STAAR 3–8 REPORTING STUDENT DATA FILE FORMAT

LOCATION FROM-TO	FIELD LENGTH	FIELD DESCRIPTION AND ANSWER DOCUMENT CODES (PEIMS data element names are used where available)	ANSWER DOCUMENT COLUMN HEADINGS (AND CODES)
107-107	1	LEP-INDICATOR-CODE C = Student is currently identified as LEP F = Student has met criteria for bilingual/ESL program exit, is no longer classified as LEP in PEIMS, and is in his or her first year of monitoring S = Student has met criteria for bilingual/ESL program exit, is no longer classified as LEP in PEIMS, and is in his or her second year of monitoring 0 = Other Non-LEP student	L (C) (M1) (M2) (0)
108-108	1	BILINGUAL-INDICATOR-CODE 2 = Transitional bilingual/early exit 3 = Transitional bilingual/late exit 4 = Dual language immersion/two-way 5 = Dual language immersion/one-way 0 = Student is not participating in a state-approved full bilingual program	B (2) (3) (4) (5) (0)
109-109	1	ESL-INDICATOR-CODE Student participates only in an English as a second language (ESL) program. 2 = ESL/content-based 3 = ESL/pull-out 0 = Student is not participating in a state-approved ESL program	ESL (2) (3) (0)
110-110	1	BLANK	
111-111	1	SPECIAL-ED-INDICATOR-CODE 1 = Student is participating in a special education program 0 = Student is not participating in a special education program	SE (1) (0)
112-116	5	BLANK	
117-117	1	GIFTED-TALENTED-INDICATOR-CODE Student is participating in a state-approved Gifted/Talented program. 1 = Yes 0 = No	G/T (1) (0)
118-118	1	AT-RISK-INDICATOR-CODE Student is designated at risk of dropping out of school under state-mandated academic criteria only. 1 = Yes 0 = No	AR (1) (0)
119-121	3	BLANK	
122-122	1	CAREER-AND-TECHNICAL-ED-INDICATOR-CODE (Grades 6–8) Indicates whether student is enrolled in one or more state-approved technical education courses. 1 = Enrolled in one or more state-approved career and technical courses as an elective 2 = Participant in the district’s career and technical coherent sequence of courses program 3 = Participant in district’s tech prep courses 0 = No participation in career and technical courses	CT (1) (2) (3) (0)

STAAR 3–8 REPORTING STUDENT DATA FILE FORMAT

LOCATION FROM-TO	FIELD LENGTH	FIELD DESCRIPTION AND ANSWER DOCUMENT CODES (PEIMS data element names are used where available)	ANSWER DOCUMENT COLUMN HEADINGS (AND CODES)
---------------------	-----------------	--	---

OTHER STUDENT AND ANSWER DOCUMENT INFORMATION

123-131	9	<p>LOCAL-STUDENT-ID Optional, assigned by school district</p>	
132-140	9	<p>DOCUMENT NUMBER Identification number printed on the Confidential Student Report</p>	
141-142	2	<p>ENROLLED GRADE Grades 03–08: Enrolled Grade—the enrolled grade of the student will be taken from the PEIMS file (providing the student record properly matches the PEIMS file). If the student record does not match, the enrolled grade will be defaulted to the tested grade.</p>	
143-143	1	<p>RECORD UPDATE INDICATOR 0 = No record update is needed 1 = Record update is needed – student ID information (PEIMS ID, name, or date-of-birth) was omitted or is invalid 2 = Record update is needed – student ID information provided on the answer document does not match the information in the student directory (the PEIMS ID matched the student directory but at least two out of the three of the last name, first name, or date-of-birth did not match) 3 = Student has multiple records for the same administration and subject. The student’s results for the records will not be available in the Student Portal/history until the discrepancy can be resolved.</p>	
144-152	9	FALL 2012 PEIMS COUNTY-DISTRICT-CAMPUS NUMBER	
153-154	2	FALL 2012 PEIMS CRISIS CODE	
155-156	2	FALL 2012 PEIMS STUDENT ATTRIBUTION CODE	
157-162	6	<p>STUDENT PORTAL UNIQUE ACCESS CODE The access code will provide families with confidential login information to view a student’s assessment results online. The Student Portal can be accessed at http://www.TexasAssessment.com/Students. Families will have access to assessment results that include STAAR, TAKS, and TELPAS administrations. Prior to the 2007–2008 school year, only higher level information (e.g. met standard, scale score, etc.) will be available for TAKS and TELPAS. Students requiring record updates due to invalid student ID information provided on the answer document, or information that does not match the student directory, will not receive a student data portal access code.</p>	
163-163	1	<p>MIGRANT STUDENT IN TEXAS MIGRANT INTERSTATE PROGRAM (TMIP) Student participated in out-of-state testing through the TMIP. 1 = Yes 0 = No</p>	
164-200	37	BLANK	

STAAR 3–8 REPORTING STUDENT DATA FILE FORMAT

**LOCATION FIELD
FROM-TO LENGTH**

**FIELD DESCRIPTION AND ANSWER DOCUMENT CODES
(PEIMS data element names are used where available)**

**ANSWER
DOCUMENT COLUMN
HEADINGS (AND CODES)**

SUBJECT INFORMATION

The following table displays the grades and subjects assessed with STAAR, including STAAR L, STAAR Modified, and STAAR Alternate. For the following information in the data file format, the subjects will apply to the grades as listed in this table unless noted otherwise. Note that STAAR Spanish-version tests are available for the same subjects at grades 3–5 as for STAAR English. Data fields will be blank when the field is not appropriate for the student’s grade.

Subject	Grade					
	3	4	5	6	7	8
Reading	✓	✓	✓	✓	✓	✓
Mathematics	✓	✓	✓	✓	✓	✓
Writing		✓			✓	
Social Studies						✓
Science			✓			✓

LOCAL USE

201-204	4	READING
205-208	4	MATHEMATICS
209-212	4	WRITING
213-216	4	SOCIAL STUDIES
217-220	4	SCIENCE

AGENCY USE

221-225	5	READING
226-230	5	MATHEMATICS
231-235	5	WRITING
236-240	5	SOCIAL STUDIES
241-245	5	SCIENCE

STAAR 3–8 REPORTING STUDENT DATA FILE FORMAT

LOCATION FROM-TO	FIELD LENGTH	FIELD DESCRIPTION AND ANSWER DOCUMENT CODES (PEIMS data element names are used where available)	ANSWER DOCUMENT COLUMN HEADINGS (AND CODES)
EOC / ABOVE GRADE			
246-246	1	READING 1 = Yes 0 = No	(R)
247-247	1	MATHEMATICS 1 = Yes 0 = No	(M)
248-248	1	SOCIAL STUDIES 1 = Yes 0 = No	(SS)
249-249	1	SCIENCE 1 = Yes 0 = No	(S)
250-250	1	BLANK	

STAAR 3–8 REPORTING STUDENT DATA FILE FORMAT

LOCATION FROM-TO	FIELD LENGTH	FIELD DESCRIPTION AND ANSWER DOCUMENT CODES (PEIMS data element names are used where available)	ANSWER DOCUMENT COLUMN HEADINGS (AND CODES)
---------------------	-----------------	--	---

ACCOMMODATIONS INFORMATION

Note: Linguistic accommodations may differ between STAAR & STAAR Modified. Not all codes are applicable to every testing program or grade. Consult the 2013 District & Campus Coordinator Manual for additional information.

TEST ACCOMMODATIONS – READING

251-251	1	Type 1 1 = Yes 0 = No	(1)
252-252	1	Type 2 1 = Yes 0 = No	(2)
253-253	1	Type 2: Braille 1 = Yes 0 = No	(BR)
254-254	1	Type 2: Large Print 1 = Yes 0 = No	(LP)
255-255	1	Type 2: Oral Administration 1 = Yes 0 = No	(OA)
256-256	1	Type 2: Extra Time (To End of Day) 1 = Yes 0 = No	(XT)
257-257	1	Type 3 1 = Yes 0 = No	(3)
258-258	1	Type 3: Extra Day 1 = Yes 0 = No	(XD)
259-259	1	Standardized Oral Administration 1 = Yes 0 = No	

260-260 1 **BLANK**

LINGUISTIC ACCOMMODATIONS – READING

261-261	1	Dictionary 1 = Yes 0 = No	(D)
262-262	1	Clarification of Word Meaning in English 1 = Yes 0 = No	(CE)
263-263	1	Reading Aloud of Text 1 = Yes 0 = No	(RA)
264-264	1	Oral Translation 1 = Yes 0 = No	(OT)
265-265	1	Extra Time (To End of Day) 1 = Yes 0 = No	(XT)

266-270 5 **BLANK**

STAAR 3–8 REPORTING STUDENT DATA FILE FORMAT

LOCATION FROM-TO	FIELD LENGTH	FIELD DESCRIPTION AND ANSWER DOCUMENT CODES (PEIMS data element names are used where available)	ANSWER DOCUMENT COLUMN HEADINGS (AND CODES)
TEST ACCOMMODATIONS – MATHEMATICS			
271-271	1	Type 1 1 = Yes 0 = No	(1)
272-272	1	Type 2 1 = Yes 0 = No	(2)
273-273	1	Type 2: Braille 1 = Yes 0 = No	(BR)
274-274	1	Type 2: Large Print 1 = Yes 0 = No	(LP)
275-275	1	Type 2: Oral Administration 1 = Yes 0 = No	(OA)
276-276	1	Type 2: Extra Time (To End of Day) 1 = Yes 0 = No	(XT)
277-277	1	Type 3 1 = Yes 0 = No	(3)
278-278	1	Type 3: Extra Day 1 = Yes 0 = No	(XD)
279-279	1	Standardized Oral Administration 1 = Yes 0 = No	
280-280	1	BLANK	
LINGUISTIC ACCOMMODATIONS – MATHEMATICS			
281-281	1	Bilingual Dictionary 1 = Yes 0 = No	(BD)
282-282	1	Clarification of Word Meaning in English 1 = Yes 0 = No	(CE)
283-283	1	Reading Aloud of Text 1 = Yes 0 = No	(RA)
284-284	1	Oral Translation 1 = Yes 0 = No	(OT)
285-285	1	Bilingual Glossary 1 = Yes 0 = No	(BG)
286-286	1	Extra Time (To End of Day) 1 = Yes 0 = No	(XT)
287-290	4	BLANK	

STAAR 3–8 REPORTING STUDENT DATA FILE FORMAT

LOCATION FROM-TO	FIELD LENGTH	FIELD DESCRIPTION AND ANSWER DOCUMENT CODES (PEIMS data element names are used where available)	ANSWER DOCUMENT COLUMN HEADINGS (AND CODES)
TEST ACCOMMODATIONS – WRITING			
291-291	1	Type 1 1 = Yes 0 = No	(1)
292-292	1	Type 2 1 = Yes 0 = No	(2)
293-293	1	Type 2: Braille 1 = Yes 0 = No	(BR)
294-294	1	Type 2: Large Print 1 = Yes 0 = No	(LP)
295-295	1	Type 2: Extra Time (To End of Day) 1 = Yes 0 = No	(XT)
296-296	1	Type 3 1 = Yes 0 = No	(3)
297-297	1	Type 3: Extra Day 1 = Yes 0 = No	(XD)
298-300	3	BLANK	
LINGUISTIC ACCOMMODATIONS – WRITING			
301-301	1	Dictionary 1 = Yes 0 = No	(D)
302-302	1	Clarification of Word Meaning in English 1 = Yes 0 = No	(CE)
303-303	1	Reading Aloud of Text 1 = Yes 0 = No	(RA)
304-304	1	Clarification in English of Words in Writing Prompt 1 = Yes 0 = No	(CP)
305-305	1	Oral Translation 1 = Yes 0 = No	(OT)
306-306	1	Extra Time (To End of Day) 1 = Yes 0 = No	(XT)
307-310	4	BLANK	

STAAR 3–8 REPORTING STUDENT DATA FILE FORMAT

LOCATION FROM-TO	FIELD LENGTH	FIELD DESCRIPTION AND ANSWER DOCUMENT CODES (PEIMS data element names are used where available)	ANSWER DOCUMENT COLUMN HEADINGS (AND CODES)
TEST ACCOMMODATIONS – SOCIAL STUDIES			
311-311	1	Type 1 1 = Yes 0 = No	(1)
312-312	1	Type 2 1 = Yes 0 = No	(2)
313-313	1	Type 2: Braille 1 = Yes 0 = No	(BR)
314-314	1	Type 2: Large Print 1 = Yes 0 = No	(LP)
315-315	1	Type 2: Oral Administration 1 = Yes 0 = No	(OA)
316-316	1	Type 2: Extra Time (To End of Day) 1 = Yes 0 = No	(XT)
317-317	1	Type 3 1 = Yes 0 = No	(3)
318-318	1	Type 3: Extra Day 1 = Yes 0 = No	(XD)
319-319	1	Standardized Oral Administration 1 = Yes 0 = No	
320-320	1	BLANK	
LINGUISTIC ACCOMMODATIONS – SOCIAL STUDIES			
321-321	1	Bilingual Dictionary 1 = Yes 0 = No	(BD)
322-322	1	Clarification of Word Meaning in English 1 = Yes 0 = No	(CE)
323-323	1	Reading Aloud of Text 1 = Yes 0 = No	(RA)
324-324	1	Oral Translation 1 = Yes 0 = No	(OT)
325-325	1	Bilingual Glossary 1 = Yes 0 = No	(BG)
326-326	1	Extra Time (To End of Day) 1 = Yes 0 = No	(XT)
327-330	4	BLANK	

STAAR 3–8 REPORTING STUDENT DATA FILE FORMAT

LOCATION FROM-TO	FIELD LENGTH	FIELD DESCRIPTION AND ANSWER DOCUMENT CODES (PEIMS data element names are used where available)	ANSWER DOCUMENT COLUMN HEADINGS (AND CODES)
TEST ACCOMMODATIONS – SCIENCE			
331-331	1	Type 1 1 = Yes 0 = No	(1)
332-332	1	Type 2 1 = Yes 0 = No	(2)
333-333	1	Type 2: Braille 1 = Yes 0 = No	(BR)
334-334	1	Type 2: Large Print 1 = Yes 0 = No	(LP)
335-335	1	Type 2: Oral Administration 1 = Yes 0 = No	(OA)
336-336	1	Type 2: Extra Time (To End of Day) 1 = Yes 0 = No	(XT)
337-337	1	Type 3 1 = Yes 0 = No	(3)
338-338	1	Type 3: Extra Day 1 = Yes 0 = No	(XD)
339-339	1	Standardized Oral Administration 1 = Yes 0 = No	
340-340	1	BLANK	
LINGUISTIC ACCOMMODATIONS – SCIENCE			
341-341	1	Bilingual Dictionary 1 = Yes 0 = No	(BD)
342-342	1	Clarification of Word Meaning in English 1 = Yes 0 = No	(CE)
343-343	1	Reading Aloud of Text 1 = Yes 0 = No	(RA)
344-344	1	Oral Translation 1 = Yes 0 = No	(OT)
345-345	1	Bilingual Glossary 1 = Yes 0 = No	(BG)
346-346	1	Extra Time (To End of Day) 1 = Yes 0 = No	(XT)
347-350	4	BLANK	

STAAR 3–8 REPORTING STUDENT DATA FILE FORMAT

LOCATION FROM-TO	FIELD LENGTH	FIELD DESCRIPTION AND ANSWER DOCUMENT CODES (PEIMS data element names are used where available)	ANSWER DOCUMENT COLUMN HEADINGS (AND CODES)
---------------------	-----------------	--	---

SCORE CODE INFORMATION

351-351	1	READING A = Absent D = No information available for this subject G = STAAR Alternate record O = Other (e.g., illness during testing, testing irregularity) P = Previously Achieved Level II: Satisfactory R = ARD Committee has determined that STAAR Modified is not the appropriate assessment for SSI retest opportunities; the student meets participation requirements for STAAR Alternate W= Parental Waiver: Parent or guardian requested that a student not participate in the third testing opportunity for STAAR or STAAR Modified in SSI grades and subjects * = No information available for this subject S = Score	R (A) (O) (P) (R) (PW) (*) (S)
352-352	1	MATHEMATICS A = Absent D = No information available for this subject G = STAAR Alternate record O = Other (e.g., illness during testing, testing irregularity) P = Previously Achieved Level II: Satisfactory R = ARD Committee has determined that STAAR Modified is not the appropriate assessment for SSI retest opportunities; the student meets participation requirements for STAAR Alternate W= Parental Waiver: Parent or guardian requested that a student not participate in the third testing opportunity for STAAR or STAAR Modified in SSI grades and subjects * = No information available for this subject S = Score	M (A) (O) (P) (R) (PW) (*) (S)
353-353	1	WRITING A = Absent D = No information available for this subject G = STAAR Alternate record O = Other (e.g., illness during testing, testing irregularity) S = Score	W (A) (O) (S)
354-354	1	SOCIAL STUDIES A = Absent D = No information available for this subject G = STAAR Alternate record O = Other (e.g., illness during testing, testing irregularity) * = No information available for this subject S = Score	SS (A) (O) (*) (S)
355-355	1	SCIENCE A = Absent D = No information available for this subject G = STAAR Alternate record O = Other (e.g., illness during testing, testing irregularity) * = No information available for this subject (grade 8) S = Score	S (A) (O) (*) (S)

STAAR 3–8 REPORTING STUDENT DATA FILE FORMAT

LOCATION FROM-TO	FIELD LENGTH	FIELD DESCRIPTION AND ANSWER DOCUMENT CODES (PEIMS data element names are used where available)	ANSWER DOCUMENT COLUMN HEADINGS (AND CODES)
---------------------	-----------------	--	---

SCORE CODE DEFAULT INFORMATION

The following information is provided to inform you when a score code is physically gridded as an “O” and when it is defaulted to an “O.”

356-356	1	<p>READING</p> <ul style="list-style-type: none"> 3 = the score code was defaulted to “P” because the history file indicates that the student previously achieved Level II: Satisfactory 2 = the score code was defaulted to “O” because the score code was gridded as “P” and the student ID information could not be matched with the history file or the student ID information matched the history file but the history file record did not indicate that the student achieved Level II: Satisfactory 1 = the score code was defaulted to “O” – either the score code was left blank or multiple values were gridded in the score code field 0 = the score code was not defaulted 	R
357-357	1	<p>MATHEMATICS</p> <ul style="list-style-type: none"> 3 = the score code was defaulted to “P” because the history file indicates that the student previously achieved Level II: Satisfactory 2 = the score code was defaulted to “O” because the score code was gridded as “P” and the student ID information could not be matched with the history file or the student ID information matched the history file but the history file record did not indicate that the student achieved Level II: Satisfactory 1 = the score code was defaulted to “O” – either the score code was left blank or multiple values were gridded in the score code field 0 = the score code was not defaulted 	M
358-358	1	<p>WRITING</p> <ul style="list-style-type: none"> 1 = the score code was defaulted to “O” – either the score code was left blank or multiple values were gridded in the score code field 0 = the score code was not defaulted 	W
359-359	1	<p>SOCIAL STUDIES</p> <ul style="list-style-type: none"> 1 = the score code was defaulted to “O” – either the score code was left blank or multiple values were gridded in the score code field 0 = the score code was not defaulted 	SS
360-360	1	<p>SCIENCE</p> <ul style="list-style-type: none"> 1 = the score code was defaulted to “O” – either the score code was left blank or multiple values were gridded in the score code field 0 = the score code was not defaulted 	S
361-400	40	BLANK	

STAAR 3–8 REPORTING STUDENT DATA FILE FORMAT

**LOCATION FIELD
FROM-TO LENGTH**

**FIELD DESCRIPTION AND ANSWER DOCUMENT CODES
(PEIMS data element names are used where available)**

**ANSWER
DOCUMENT COLUMN
HEADINGS (AND CODES)**

READING SUBJECT INFORMATION

The following tables show the number of items for each reporting category and grade tested on the STAAR and STAAR Modified reading tests.

STAAR

		Reporting Category			Total
		Grade	1	2	
Reading	3	6	18	16	40
	4	10	18	16	44
	5	10	19	17	46
	6	10	20	18	48
	7	10	21	19	50
	8	10	22	20	52

STAAR Modified

		Reporting Category			Total
		Grade	1	2	
Reading	3	5	14	13	32
	4	8	14	13	35
	5	8	15	14	37
	6	8	16	14	38
	7	8	17	15	40
	8	8	18	16	42

401-406	6	READING REPORTING CATEGORY SCORES	Number of items correct by reporting category.
407-408	2	READING RAW SCORE	
409-412	4	READING SCALE SCORE	
413-413	1	READING LANGUAGE VERSION	E = English S = Spanish
414-414	1	READING TEST VERSION	S = STAAR M = STAAR Modified T = STAAR Alternate
415-415	1	READING TEST ADMINISTRATION MODE	O = Online test administration P = Paper test administration

STAAR 3–8 REPORTING STUDENT DATA FILE FORMAT

LOCATION FROM-TO	FIELD LENGTH	FIELD DESCRIPTION AND ANSWER DOCUMENT CODES (PEIMS data element names are used where available)	ANSWER DOCUMENT COLUMN HEADINGS (AND CODES)
416-416	1	LEVEL II: SATISFACTORY ACADEMIC PERFORMANCE IN READING AT THE PHASE-IN 1 STANDARD (STAAR and STAAR Modified) 1 = Yes 0 = No	
417-417	1	LEVEL II: SATISFACTORY ACADEMIC PERFORMANCE IN READING AT THE PHASE-IN 2 STANDARD (STAAR and STAAR Modified) 1 = Yes 0 = No	
418-418	1	LEVEL II: SATISFACTORY ACADEMIC PERFORMANCE IN READING AT THE RECOMMENDED STANDARD (STAAR, STAAR Modified, and STAAR Alternate) 1 = Yes 0 = No	
419-419	1	LEVEL II: SATISFACTORY ACADEMIC PERFORMANCE IN READING AT THE STUDENT’S STANDARD (STAAR, STAAR Modified, and STAAR Alternate) 1 = Yes 0 = No	
420-420	1	LEVEL III: ADVANCED/ACCOMPLISHED ACADEMIC PERFORMANCE IN READING (STAAR, STAAR Modified, and STAAR Alternate) 1 = Yes 0 = No	
421-421	1	READING PROGRESS MEASURE 2 = Exceeded 1 = Met 0 = Did Not Meet	
422-450	29	BLANK	
451-502	52	READING ITEM REPORTING CATEGORY NUMBERS	

The number in each field indicates the reporting category measured by the corresponding reading item. For example, the value in the first field, position 451, indicates the reporting category measured by item 1. The second field, position 452, indicates the reporting category measured by item 2, and so on.

Note: The reporting category numbers will not be populated for Braille, STAAR Modified, or retest administrations.

STAAR 3–8 REPORTING STUDENT DATA FILE FORMAT

LOCATION FROM-TO	FIELD LENGTH	FIELD DESCRIPTION AND ANSWER DOCUMENT CODES (PEIMS data element names are used where available)	ANSWER DOCUMENT COLUMN HEADINGS (AND CODES)
503-554	52	<p>READING ITEM STUDENT RESPONSES</p> <p>The character in each field indicates the correct response to the corresponding reading item. The student’s response to item 1 is in the first field, the student’s response to item 2 is in the second field, and so on. Correct responses are indicated by a plus sign (+); an alpha character (A–D or F–J) indicates an incorrect response; and an asterisk (*) indicates that the response was left blank or multiple values were gridded.</p> <p>Note: The student responses will not be populated for Braille, STAAR Modified, or retest administrations.</p>	
555-606	52	<p>READING ITEM CORRECT RESPONSES</p> <p>The character in each field indicates the correct response to the corresponding reading item (value = A–D or F–J).</p> <p>Note: The correct responses will not be populated for Braille, STAAR Modified, or retest administrations.</p>	
607-650	44	BLANK	

STAAR 3–8 REPORTING STUDENT DATA FILE FORMAT

STAAR 3–8 REPORTING STUDENT DATA FILE FORMAT

LOCATION FROM-TO	FIELD LENGTH	FIELD DESCRIPTION AND ANSWER DOCUMENT CODES (PEIMS data element names are used where available)	ANSWER DOCUMENT COLUMN HEADINGS (AND CODES)
679-694	16	<p>READING SCORE POINTS ACHIEVED</p> <p>Score points achieved for each essence statement (weighted Demonstration of Skill + Level of Support + Generalization of Skill)</p> <p>The Points Achieved will range from 0.0 to 21.0.</p>	
695-696	2	<p>TOTAL READING SCORE POINTS ACHIEVED</p> <p>Total Score—after adding together the achieved score on each essence statement the total score is rounded to the nearest whole number. Scores with decimal places of 0.5 and above are rounded up and scores with decimal places less than 0.5 are rounded down.</p> <p>The Total Points Achieved will range from 0 to 84.</p>	
697-697	1	<p>READING ASSESSMENT CATEGORY</p> <p>1 = Not Assessed 2 = Complete Score 3 = Partial Score 4 = No Response Observed</p>	
698-698	1	<p>READING NO RESPONSE OBSERVED REASON</p> <p>1 = Inability to display any observable change in affect or movement due to an ongoing medical condition (NRO1) 2 = Inability to display any observable change in affect or movement due to multiple disabilities or the severity of the student's disability (NRO2)</p>	
699-750	52	BLANK	

STAAR 3–8 REPORTING STUDENT DATA FILE FORMAT

LOCATION FIELD
FROM-TO LENGTH

FIELD DESCRIPTION AND ANSWER DOCUMENT CODES
(PEIMS data element names are used where available)

ANSWER
DOCUMENT COLUMN
HEADINGS (AND CODES)

MATHEMATICS SUBJECT INFORMATION

The following tables show the number of items for each reporting category and grade tested on the STAAR and STAAR Modified mathematics tests.

STAAR

		Reporting Category					Total
		Grade	1	2	3	4	
Mathematics	3	15	8	9	8	6	46
	4	17	6	12	8	5	48
	5	18	6	7	8	11	50
	6	16	12	8	8	8	52
	7	13	13	10	8	10	54
	8	11	14	8	13	10	56

STAAR Modified

		Reporting Category					Total
		Grade	1	2	3	4	
Mathematics	3	13	6	7	6	5	37
	4	13	5	10	6	4	38
	5	14	5	6	6	9	40
	6	14	10	6	6	6	42
	7	11	10	8	6	8	43
	8	10	11	6	10	8	45

751-760	10	MATHEMATICS REPORTING CATEGORY SCORES Number of items correct by reporting category
761-762	2	MATHEMATICS RAW SCORE
763-766	4	MATHEMATICS SCALE SCORE
767-767	1	MATHEMATICS LANGUAGE VERSION E = English S = Spanish
768-768	1	MATHEMATICS TEST VERSION S = STAAR L = STAAR L M = STAAR Modified T = STAAR Alternate
769-769	1	MATHEMATICS TEST ADMINISTRATION MODE O = Online test administration P = Paper test administration

STAAR 3–8 REPORTING STUDENT DATA FILE FORMAT

LOCATION FROM-TO	FIELD LENGTH	FIELD DESCRIPTION AND ANSWER DOCUMENT CODES (PEIMS data element names are used where available)	ANSWER DOCUMENT COLUMN HEADINGS (AND CODES)
770-770	1	<p>LEVEL II: SATISFACTORY ACADEMIC PERFORMANCE IN MATHEMATICS AT THE PHASE-IN 1 STANDARD (STAAR, STAAR L, and STAAR Modified)</p> <p>1 = Yes 0 = No</p>	
771-771	1	<p>LEVEL II: SATISFACTORY ACADEMIC PERFORMANCE IN MATHEMATICS AT THE PHASE-IN 2 STANDARD (STAAR, STAAR L, and STAAR Modified)</p> <p>1 = Yes 0 = No</p>	
772-772	1	<p>LEVEL II: SATISFACTORY ACADEMIC PERFORMANCE IN MATHEMATICS AT THE RECOMMENDED STANDARD (STAAR, STAAR L, STAAR Modified, and STAAR Alternate)</p> <p>1 = Yes 0 = No</p>	
773-773	1	<p>LEVEL II: SATISFACTORY ACADEMIC PERFORMANCE IN MATHEMATICS AT THE STUDENT’S STANDARD (STAAR, STAAR L, STAAR Modified, and STAAR Alternate)</p> <p>1 = Yes 0 = No</p>	
774-774	1	<p>LEVEL III: ADVANCED/ACCOMPLISHED ACADEMIC PERFORMANCE IN MATHEMATICS (STAAR, STAAR L, STAAR Modified, and STAAR Alternate)</p> <p>1 = Yes 0 = No</p>	
775-775	1	<p>MATHEMATICS PROGRESS MEASURE</p> <p>2 = Exceeded 1 = Met 0 = Did Not Meet</p>	
776-800	25	BLANK	
801-856	56	<p>MATHEMATICS ITEM REPORTING CATEGORY NUMBERS</p> <p>The number in each field indicates the reporting category measured by the corresponding mathematics item. For example, the value in the first field, position 801, indicates the reporting category measured by item 1. The second field, position 802, indicates the reporting category measured by item 2, and so on.</p> <p>Note: The reporting category numbers will not be populated for Braille, STAAR L, STAAR Modified, or retest administrations.</p>	
857-912	56	<p>MATHEMATICS ITEM STUDENT RESPONSES</p> <p>The character in each field indicates the student’s response to the corresponding mathematics item. The student’s response to item 1 is in the first field, the student’s response to item 2 is in the second field, and so on. Correct responses are indicated by a plus sign (+); an alpha character (A–D or F–J) indicates an incorrect response; and an asterisk (*) indicates that the response was left blank or multiple values were gridded. Note: for any open-ended griddable items, B = incorrect response.</p> <p>Note: The student responses will not be populated for Braille, STAAR L, STAAR Modified, or retest administrations.</p>	

STAAR 3–8 REPORTING STUDENT DATA FILE FORMAT

LOCATION FROM-TO	FIELD LENGTH	FIELD DESCRIPTION AND ANSWER DOCUMENT CODES (PEIMS data element names are used where available)	ANSWER DOCUMENT COLUMN HEADINGS (AND CODES)
913-968	56	<p>MATHEMATICS ITEM CORRECT RESPONSES</p> <p>The character in each field indicates the correct response to the corresponding mathematics item (value = A–D or F–J). Note: “A” will be the correct response for any open-ended griddable items.</p> <p>Note: The correct responses will not be populated for Braille, STAAR L, STAAR Modified, or retest administrations.</p>	
969-1000	32	BLANK	

STAAR 3–8 REPORTING STUDENT DATA FILE FORMAT

LOCATION FROM-TO	FIELD LENGTH	FIELD DESCRIPTION AND ANSWER DOCUMENT CODES (PEIMS data element names are used where available)	ANSWER DOCUMENT COLUMN HEADINGS (AND CODES)
---------------------	-----------------	--	---

MATHEMATICS STAAR ALTERNATE INFORMATION

1001-1004	4	<p>MATHEMATICS REPORTING CATEGORY ASSESSED One digit indicator noting which reporting categories were assessed.</p>	
1005-1008	4	<p>MATHEMATICS LEVEL OF COMPLEXITY Level of Complexity is a designation assigned to each assessment task based on the complexity of the task.</p> <p style="margin-left: 20px;">3 = Level 3 assessment tasks are the most complex and involve applying knowledge beyond basic recall.</p> <p style="margin-left: 20px;">2 = Level 2 assessment tasks are moderately complex and involve recalling information at a basic level.</p> <p style="margin-left: 20px;">1 = Level 1 assessment tasks are the least complex and involve responding to knowledge at the beginning awareness level.</p> <p style="margin-left: 20px;">+ = Partial Score</p> <p style="margin-left: 20px;">Blank = Level of Complexity was not selected</p>	
1009-1020	12	<p>MATHEMATICS DEMONSTRATION OF SKILL SCORES Demonstration of Skill indicates the score points for student performance based on how many of the predetermined criteria the student successfully demonstrated for each assessment task. The student's Demonstration of Skill score for each essence statement is weighted according to the complexity level of the assessment task. Level 3 assessment tasks receive the highest numerical weighting and the Level 1 assessment tasks receive the lowest.</p> <p style="margin-left: 20px;">The weighted Demonstration of Skill score will range from 0.0 to 9.0. If the essence statement was a Partial Score, a “+” will be present. If the Demonstration of Skill was not entered, a “-” will be present. The Demonstration of Skill will be blank if not assessed or no response observed.</p>	
1021-1024	4	<p>MATHEMATICS LEVEL OF SUPPORT SCORES Level of Support indicates the score points for student performance based on whether the student demonstrated the predetermined criteria for each assessment task independently, with cueing or with prompting.</p> <p style="margin-left: 20px;">The Level of Support score will range from 0 to 6. If the essence statement was a Partial Score a “+” will be present. If the Level of Support was not entered, a “-” will be present. The Level of Support will be blank if not assessed or no response observed.</p>	
1025-1028	4	<p>MATHEMATICS GENERALIZATION OF SKILL SCORES Generalization of Skill indicates the score points for student performance based on whether the student successfully completed the three predetermined criteria for each assessment task in a different context (environment, personnel, or materials). Only students accessing Level 2 or 3 assessment tasks who demonstrate the predetermined criteria successfully without prompting for the primary observation are eligible for generalization.</p> <p style="margin-left: 20px;">If the essence statement was not eligible for Generalization, an “N” will be present. If the essence statement was a Partial Score, a “+” will be present. The Generalization of Skill score will range from 0 to 6. If the student was eligible for Generalization but the Generalization of Skill was not entered, a “-” will be present. The Generalization of Skill will be blank if not assessed or no response observed.</p>	

STAAR 3–8 REPORTING STUDENT DATA FILE FORMAT

LOCATION FROM-TO	FIELD LENGTH	FIELD DESCRIPTION AND ANSWER DOCUMENT CODES (PEIMS data element names are used where available)	ANSWER DOCUMENT COLUMN HEADINGS (AND CODES)
1029-1044	16	<p>MATHEMATICS SCORE POINTS ACHIEVED</p> <p>Score points achieved for each essence statement (weighted Demonstration of Skill + Level of Support + Generalization of Skill)</p> <p>The Points Achieved will range from 0.0 to 21.0.</p>	
1045-1046	2	<p>TOTAL MATHEMATICS SCORE POINTS ACHIEVED</p> <p>Total Score—after adding together the achieved score on each essence statement the total score is rounded to the nearest whole number. Scores with decimal places of 0.5 and above are rounded up and scores with decimal places less than 0.5 are rounded down.</p> <p>The Total Points Achieved will range from 0 to 84.</p>	
1047-1047	1	<p>MATHEMATICS ASSESSMENT CATEGORY</p> <p>1 = Not Assessed 2 = Complete Score 3 = Partial Score 4 = No Response Observed</p>	
1048-1048	1	<p>MATHEMATICS NO RESPONSE OBSERVED REASON</p> <p>1 = Inability to display any observable change in affect or movement due to an ongoing medical condition (NRO1) 2 = Inability to display any observable change in affect or movement due to multiple disabilities or the severity of the student's disability (NRO2)</p>	
1049-1100	52	BLANK	

STAAR 3–8 REPORTING STUDENT DATA FILE FORMAT

LOCATION FIELD
FROM-TO LENGTH

FIELD DESCRIPTION AND ANSWER DOCUMENT CODES
(PEIMS data element names are used where available)

ANSWER
DOCUMENT COLUMN
HEADINGS (AND CODES)

WRITING SUBJECT INFORMATION

The following tables show the number of items and points possible for each reporting category and grade tested on the STAAR and STAAR Modified writing tests.

STAAR

Writing	Grade	Reporting Category			Total
		1	2	3	
Multiple-Choice Items	4	0	9	19	28
Written Composition Items		2	0	0	2
Total Items		2	9	19	30
Multiple-Choice Items	7	0	16	24	40
Written Composition Items		2	0	0	2
Total Items		2	16	24	42

Writing	Grade	Reporting Category			Total
		1	2	3	
Multiple-Choice Items	4	0	9	19	28
Written Composition Points Possible		16*	0	0	16
Total Raw Score Points Possible		16	9	19	44
Multiple-Choice Items	7	0	16	24	40
Written Composition Points Possible		32*	0	0	32
Total Raw Score Points Possible		32	16	24	72

*STAAR written composition scores at grade 4 are not weighted. A score of 8 on both items would yield a maximum score of 16. At grade 7, the written composition scores are weighted by two. A score of 8 on both items would yield a maximum score of $16 \times 2 = 32$.

STAAR 3–8 REPORTING STUDENT DATA FILE FORMAT

LOCATION FIELD
FROM-TO LENGTH

FIELD DESCRIPTION AND ANSWER DOCUMENT CODES
(PEIMS data element names are used where available)

ANSWER
DOCUMENT COLUMN
HEADINGS (AND CODES)

STAAR Modified

		Reporting Category			
Writing	Grade	1	2	3	Total
Multiple-Choice Items	4	0	7	15	22
Written Composition Items		1	0	0	1
Total Items		1	7	15	23
Multiple-Choice Items	7	0	13	19	32
Written Composition Items		1	0	0	1
Total Items		1	13	19	33

		Reporting Category			
Writing	Grade	1	2	3	Total
Multiple-Choice Items	4	0	7	15	22
Written Composition Points Possible		12**	0	0	12
Total Raw Score Points Possible		12	7	15	34
Multiple-Choice Items	7	0	13	19	32
Written Composition Points Possible		18**	0	0	18
Total Raw Score Points Possible		18	13	19	50

**The STAAR Modified written composition score at grade 4 is weighted by two. A score of 6 on the item would yield a maximum score of $6 \times 2 = 12$. At grade 7, the written composition score is weighted by three. A score of 6 on the item would yield a maximum score of $6 \times 3 = 18$.

1101-1106 6

WRITING REPORTING CATEGORY SCORES

Number of points achieved by reporting category. The reporting category 1 score represents the points achieved for the essay score(s) after weighting has been applied.

1107-1108 2

WRITING RAW SCORE

The STAAR writing raw score is calculated by adding the number of multiple-choice items answered correctly to the weighted (where applicable) written composition scores.

At grade 4 if a student has 21 of the 28 multiple-choice items correct and receives a combined score of 5 on the first written composition and a combined score of 6 on the second written composition, the student's total writing raw score will be 32 out of 44 possible raw score points ($21 + 5 + 6$).

At grade 7 if a student has 32 of the 40 multiple-choice items correct and receives a combined score of 5 on the first written composition and a combined score of 6 on the second written composition, the student's total writing raw score will be 54 out of 72 possible raw score points $\{32 + (5 * 2) + (6 * 2)\}$.

The STAAR Modified writing raw score is calculated by adding the number of multiple-choice items answered correctly to the weighted written composition score.

At grade 4 if a student has 15 of the 22 multiple-choice items correct and receives a combined score of 5 on the written composition, the student's total writing raw score will be 25 out of 34 possible raw score points $\{15 + (5 * 2)\}$.

At grade 7 if a student has 24 of the 32 multiple-choice items correct and receives a combined score of 5 on the written composition, the student's total writing raw score will be 39 out of 50 possible raw score points $\{24 + (5 * 3)\}$.

STAAR 3–8 REPORTING STUDENT DATA FILE FORMAT

LOCATION FROM-TO	FIELD LENGTH	FIELD DESCRIPTION AND ANSWER DOCUMENT CODES (PEIMS data element names are used where available)	ANSWER DOCUMENT COLUMN HEADINGS (AND CODES)
1109-1112	4	WRITING SCALE SCORE	
1113-1113	1	WRITING LANGUAGE VERSION E = English S = Spanish	
1114-1114	1	WRITING TEST VERSION S = STAAR M = STAAR Modified T = STAAR Alternate	
1115-1115	1	BLANK	
1116-1116	1	LEVEL II: SATISFACTORY ACADEMIC PERFORMANCE IN WRITING AT THE PHASE-IN 1 STANDARD (STAAR and STAAR Modified) 1 = Yes 0 = No	
1117-1117	1	LEVEL II: SATISFACTORY ACADEMIC PERFORMANCE IN WRITING AT THE PHASE-IN 2 STANDARD (STAAR and STAAR Modified) 1 = Yes 0 = No	
1118-1118	1	LEVEL II: SATISFACTORY ACADEMIC PERFORMANCE IN WRITING AT THE RECOMMENDED STANDARD (STAAR, STAAR Modified, and STAAR Alternate) 1 = Yes 0 = No	
1119-1119	1	LEVEL II: SATISFACTORY ACADEMIC PERFORMANCE IN WRITING AT THE STUDENT’S STANDARD (STAAR, STAAR Modified, and STAAR Alternate) 1 = Yes 0 = No	
1120-1120	1	LEVEL III: ADVANCED/ACCOMPLISHED ACADEMIC PERFORMANCE IN WRITING (STAAR, STAAR Modified, and STAAR Alternate) 1 = Yes 0 = No	
1121-1121	1	WRITTEN COMPOSITION SCORE #1 Two ratings (0–4) are added together to determine the final STAAR written composition score. Possible scores for the STAAR written compositions are 0 and 2–8. The type of writing for the grade 4 STAAR written composition # 1 is personal narrative, and for grade 7 STAAR is expository. The type of writing for grade 4 STAAR Modified is personal narrative, and for grade 7 STAAR Modified is expository. The description for each STAAR score point is listed below. 0 = Nonscorable 2 = Very Limited 3 = Between Very Limited and Basic 4 = Basic 5 = Between Basic and Satisfactory 6 = Satisfactory 7 = Between Satisfactory and Accomplished 8 = Accomplished	

STAAR 3–8 REPORTING STUDENT DATA FILE FORMAT

LOCATION FROM-TO	FIELD LENGTH	FIELD DESCRIPTION AND ANSWER DOCUMENT CODES (PEIMS data element names are used where available)	ANSWER DOCUMENT COLUMN HEADINGS (AND CODES)
---------------------	-----------------	--	---

Two ratings (0–3) are added together to determine the final STAAR Modified written composition score. Possible scores for the STAAR Modified written composition are 0 and 2–6.

The description for each STAAR Modified score point is listed below.

- 0 = Nonscorable
- 2 = Very Limited
- 3 = Between Very Limited and Basic
- 4 = Basic
- 5 = Between Basic and Satisfactory
- 6 = Satisfactory

1122-1122	1	<p>WRITTEN COMPOSITION SCORE #2 (Not applicable for STAAR Modified) See description for WRITTEN COMPOSITION SCORE #1 The type of writing for grade 4 STAAR written composition # 2 is expository, and for grade 7 STAAR is personal narrative.</p>	
1123-1200	78	BLANK	
1201-1240	40	<p>WRITING ITEM REPORTING CATEGORY NUMBERS The number in each field indicates the reporting category measured by the corresponding writing item. For example, the value in the first field, position 1201, indicates the reporting category measured by item 1. The second field, position 1202, indicates the reporting category measured by item 2, and so on.</p> <p>Note: The reporting category numbers will not be populated for Braille or STAAR Modified.</p>	
1241-1280	40	<p>WRITING ITEM STUDENT RESPONSES The character in each field indicates the correct response to the corresponding writing item. The student’s response to item 1 is in the first field, the student’s response to item 2 is in the second field, and so on. Correct responses are indicated by a plus sign (+); an alpha character (A–D or F–J) indicates an incorrect response; and an asterisk (*) indicates that the response was left blank or multiple values were gridded.</p> <p>Note: The student responses will not be populated for Braille or STAAR Modified.</p>	
1281-1320	40	<p>WRITING ITEM CORRECT RESPONSES The character in each field indicates the correct response to the corresponding writing item (value = A–D or F–J).</p> <p>Note: The correct responses will not be populated for Braille or STAAR Modified.</p>	
1321-1400	80	BLANK	

STAAR 3–8 REPORTING STUDENT DATA FILE FORMAT

LOCATION	FIELD	FIELD DESCRIPTION AND ANSWER DOCUMENT CODES	ANSWER
FROM-TO	LENGTH	(PEIMS data element names are used where available)	DOCUMENT COLUMN HEADINGS (AND CODES)

WRITING STAAR ALTERNATE INFORMATION

1401-1404	4	<p>WRITING REPORTING CATEGORY ASSESSED One digit indicator noting which reporting categories were assessed.</p>	
1405-1408	4	<p>WRITING LEVEL OF COMPLEXITY Level of Complexity is a designation assigned to each assessment task based on the complexity of the task.</p> <p style="margin-left: 20px;">3 = Level 3 assessment tasks are the most complex and involve applying knowledge beyond basic recall.</p> <p style="margin-left: 20px;">2 = Level 2 assessment tasks are moderately complex and involve recalling information at a basic level.</p> <p style="margin-left: 20px;">1 = Level 1 assessment tasks are the least complex and involve responding to knowledge at the beginning awareness level.</p> <p style="margin-left: 20px;">+ = Partial Score</p> <p style="margin-left: 20px;">Blank = Level of Complexity was not selected</p>	
1409-1420	12	<p>WRITING DEMONSTRATION OF SKILL SCORES Demonstration of Skill indicates the score points for student performance based on how many of the predetermined criteria the student successfully demonstrated for each assessment task. The student's Demonstration of Skill score for each essence statement is weighted according to the complexity level of the assessment task. Level 3 assessment tasks receive the highest numerical weighting and the Level 1 assessment tasks receive the lowest.</p> <p style="margin-left: 20px;">The weighted Demonstration of Skill score will range from 0.0 to 9.0. If the essence statement was a Partial Score, a “+” will be present. If the Demonstration of Skill was not entered, a “-” will be present. The Demonstration of Skill will be blank if not assessed or no response observed.</p>	
1421-1424	4	<p>WRITING LEVEL OF SUPPORT SCORES Level of Support indicates the score points for student performance based on whether the student demonstrated the predetermined criteria for each assessment task independently, with cueing or with prompting.</p> <p style="margin-left: 20px;">The Level of Support score will range from 0 to 6. If the essence statement was a Partial Score, a “+” will be present. If the Level of Support was not entered, a “-” will be present. The Level of Support will be blank if not assessed or no response observed.</p>	
1425-1428	4	<p>WRITING GENERALIZATION OF SKILL SCORES Generalization of Skill indicates the score points for student performance based on whether the student successfully completed the three predetermined criteria for each assessment task in a different context (environment, personnel, or materials). Only students accessing Level 2 or 3 assessment tasks who demonstrate the predetermined criteria successfully without prompting for the primary observation are eligible for generalization.</p> <p style="margin-left: 20px;">If the essence statement was not eligible for Generalization, an “N” will be present. If the essence statement was a Partial Score, a “+” will be present. The Generalization of Skill score will range from 0 to 6. If the student was eligible for Generalization but the Generalization of Skill was not entered, a “-” will be present. The Generalization of Skill will be blank if not assessed or no response observed.</p>	

STAAR 3–8 REPORTING STUDENT DATA FILE FORMAT

LOCATION FROM-TO	FIELD LENGTH	FIELD DESCRIPTION AND ANSWER DOCUMENT CODES (PEIMS data element names are used where available)	ANSWER DOCUMENT COLUMN HEADINGS (AND CODES)
1429-1444	16	<p>WRITING SCORE POINTS ACHIEVED</p> <p>Score points achieved for each essence statement (weighted Demonstration of Skill + Level of Support + Generalization of Skill)</p> <p>The Points Achieved will range from 0.0 to 21.0.</p>	
1445-1446	2	<p>TOTAL WRITING SCORE POINTS ACHIEVED</p> <p>Total Score—after adding together the achieved score on each essence statement the total score is rounded to the nearest whole number. Scores with decimal places of 0.5 and above are rounded up and scores with decimal places less than 0.5 are rounded down.</p> <p>The Total Points Achieved will range from 0 to 84.</p>	
1447-1447	1	<p>WRITING ASSESSMENT CATEGORY</p> <p>1 = Not Assessed 2 = Complete Score 3 = Partial Score 4 = No Response Observed</p>	
1448-1448	1	<p>WRITING NO RESPONSE OBSERVED REASON</p> <p>1 = Inability to display any observable change in affect or movement due to an ongoing medical condition (NRO1) 2 = Inability to display any observable change in affect or movement due to multiple disabilities or the severity of the student's disability (NRO2)</p>	
1449-1500	52	BLANK	

STAAR 3–8 REPORTING STUDENT DATA FILE FORMAT

LOCATION FIELD
FROM-TO LENGTH

FIELD DESCRIPTION AND ANSWER DOCUMENT CODES
(PEIMS data element names are used where available)

ANSWER
DOCUMENT COLUMN
HEADINGS (AND CODES)

SOCIAL STUDIES SUBJECT INFORMATION

The following tables show the number of items for each reporting category and grade tested on the STAAR and STAAR Modified social studies tests.

STAAR

		Reporting Category					
		Grade	1	2	3	4	Total
Social Studies	8	20	12	12	8	52	

STAAR Modified

		Reporting Category					
		Grade	1	2	3	4	Total
Social Studies	8	16	10	10	6	42	

1501-1508	8	SOCIAL STUDIES REPORTING CATEGORY SCORES	Number of items correct by reporting category
1509-1510	2	SOCIAL STUDIES RAW SCORE	
1511-1514	4	SOCIAL STUDIES SCALE SCORE	
1515-1515	1	SOCIAL STUDIES LANGUAGE VERSION	E = English
1516-1516	1	SOCIAL STUDIES TEST VERSION	S = STAAR L = STAAR L M = STAAR Modified T = STAAR Alternate
1517-1517	1	SOCIAL STUDIES TEST ADMINISTRATION MODE	O = Online test administration P = Paper test administration

STAAR 3–8 REPORTING STUDENT DATA FILE FORMAT

LOCATION FROM-TO	FIELD LENGTH	FIELD DESCRIPTION AND ANSWER DOCUMENT CODES (PEIMS data element names are used where available)	ANSWER DOCUMENT COLUMN HEADINGS (AND CODES)
1518-1518	1	<p>LEVEL II: SATISFACTORY ACADEMIC PERFORMANCE IN SOCIAL STUDIES AT THE PHASE-IN 1 STANDARD (STAAR, STAAR L, and STAAR Modified)</p> <p>1 = Yes 0 = No</p>	
1519-1519	1	<p>LEVEL II: SATISFACTORY ACADEMIC PERFORMANCE IN SOCIAL STUDIES AT THE PHASE-IN 2 STANDARD (STAAR, STAAR L, and STAAR Modified)</p> <p>1 = Yes 0 = No</p>	
1520-1520	1	<p>LEVEL II: SATISFACTORY ACADEMIC PERFORMANCE IN SOCIAL STUDIES AT THE RECOMMENDED STANDARD (STAAR, STAAR L, STAAR Modified, and STAAR Alternate)</p> <p>1 = Yes 0 = No</p>	
1521-1521	1	<p>LEVEL II: SATISFACTORY ACADEMIC PERFORMANCE IN SOCIAL STUDIES AT THE STUDENT’S STANDARD (STAAR, STAAR L, STAAR Modified, and STAAR Alternate)</p> <p>1 = Yes 0 = No</p>	
1522-1522	1	<p>LEVEL III: ADVANCED/ACCOMPLISHED ACADEMIC PERFORMANCE IN SOCIAL STUDIES (STAAR, STAAR L, STAAR Modified, and STAAR Alternate)</p> <p>1 = Yes 0 = No</p>	
1523-1600	78	BLANK	
1601-1652	52	<p>SOCIAL STUDIES ITEM REPORTING CATEGORY NUMBERS</p> <p>The number in each field indicates the reporting category measured by the corresponding social studies item. For example, the value in the first field, position 1601, indicates the reporting category measured by item 1. The second field, position 1602, indicates the reporting category measured by item 2, and so on.</p> <p>Note: The reporting category numbers will not be populated for Braille, STAAR L, or STAAR Modified.</p>	
1653-1704	52	<p>SOCIAL STUDIES ITEM STUDENT RESPONSES</p> <p>The character in each field indicates the correct response to the corresponding social studies item. The student’s response to item 1 is in the first field, the student’s response to item 2 is in the second field, and so on. Correct responses are indicated by a plus sign (+); an alpha character (A–D or F–J) indicates an incorrect response; and an asterisk (*) indicates that the response was left blank or multiple values were gridded.</p> <p>Note: The student responses will not be populated for Braille, STAAR L, or STAAR Modified.</p>	
1705-1756	52	<p>SOCIAL STUDIES ITEM CORRECT RESPONSES</p> <p>The character in each field indicates the correct response to the corresponding social studies item (value = A–D or F–J).</p> <p>Note: The correct responses will not be populated for Braille, STAAR L, or STAAR Modified.</p>	
1757-1800	44	BLANK	

STAAR 3–8 REPORTING STUDENT DATA FILE FORMAT

LOCATION FROM-TO	FIELD LENGTH	FIELD DESCRIPTION AND ANSWER DOCUMENT CODES (PEIMS data element names are used where available)	ANSWER DOCUMENT COLUMN HEADINGS (AND CODES)
---------------------	-----------------	--	---

SOCIAL STUDIES STAAR ALTERNATE INFORMATION

1801-1804	4	<p>SOCIAL STUDIES REPORTING CATEGORY ASSESSED One digit indicator noting which reporting categories were assessed.</p>	
1805-1808	4	<p>SOCIAL STUDIES LEVEL OF COMPLEXITY Level of Complexity is a designation assigned to each assessment task based on the complexity of the task.</p> <p style="margin-left: 20px;">3 = Level 3 assessment tasks are the most complex and involve applying knowledge beyond basic recall.</p> <p style="margin-left: 20px;">2 = Level 2 assessment tasks are moderately complex and involve recalling information at a basic level.</p> <p style="margin-left: 20px;">1 = Level 1 assessment tasks are the least complex and involve responding to knowledge at the beginning awareness level.</p> <p style="margin-left: 20px;">+ = Partial Score</p> <p style="margin-left: 20px;">Blank = Level of Complexity was not selected</p>	
1809-1820	12	<p>SOCIAL STUDIES DEMONSTRATION OF SKILL SCORES Demonstration of Skill indicates the score points for student performance based on how many of the predetermined criteria the student successfully demonstrated for each assessment task. The student's Demonstration of Skill score for each essence statement is weighted according to the complexity level of the assessment task. Level 3 assessment tasks receive the highest numerical weighting and the Level 1 assessment tasks receive the lowest.</p> <p style="margin-left: 20px;">The weighted Demonstration of Skill score will range from 0.0 to 9.0. If the essence statement was a Partial Score, a “+” will be present. If the Demonstration of Skill was not entered, a “-” will be present. The Demonstration of Skill will be blank if not assessed or no response observed.</p>	
1821-1824	4	<p>SOCIAL STUDIES LEVEL OF SUPPORT SCORES Level of Support indicates the score points for student performance based on whether the student demonstrated the predetermined criteria for each assessment task independently, with cueing or with prompting.</p> <p style="margin-left: 20px;">The Level of Support score will range from 0 to 6. If the essence statement was a Partial Score, a “+” will be present. If the Level of Support was not entered, a “-” will be present. The Level of Support will be blank if not assessed or no response observed.</p>	
1825-1828	4	<p>SOCIAL STUDIES GENERALIZATION OF SKILL SCORES Generalization of Skill indicates the score points for student performance based on whether the student successfully completed the three predetermined criteria for each assessment task in a different context (environment, personnel, or materials). Only students accessing Level 2 or 3 assessment tasks who demonstrate the predetermined criteria successfully without prompting for the primary observation are eligible for generalization.</p> <p style="margin-left: 20px;">If the essence statement was not eligible for Generalization, an “N” will be present. If the essence statement was a Partial Score, a “+” will be present. The Generalization of Skill score will range from 0 to 6. If the student was eligible for Generalization but the Generalization of Skill was not entered, a “-” will be present. The Generalization of Skill will be blank if not assessed or no response observed.</p>	

STAAR 3–8 REPORTING STUDENT DATA FILE FORMAT

LOCATION FROM-TO	FIELD LENGTH	FIELD DESCRIPTION AND ANSWER DOCUMENT CODES (PEIMS data element names are used where available)	ANSWER DOCUMENT COLUMN HEADINGS (AND CODES)
1829-1844	16	<p>SOCIAL STUDIES SCORE POINTS ACHIEVED</p> <p>Score points achieved for each essence statement (weighted Demonstration of Skill + Level of Support + Generalization of Skill)</p> <p>The Points Achieved will range from 0.0 to 21.0.</p>	
1845-1846	2	<p>TOTAL SOCIAL STUDIES SCORE POINTS ACHIEVED</p> <p>Total Score—after adding together the achieved score on each essence statement the total score is rounded to the nearest whole number. Scores with decimal places of 0.5 and above are rounded up and scores with decimal places less than 0.5 are rounded down.</p> <p>The Total Points Achieved will range from 0 to 84.</p>	
1847-1847	1	<p>SOCIAL STUDIES ASSESSMENT CATEGORY</p> <p>1 = Not Assessed 2 = Complete Score 3 = Partial Score 4 = No Response Observed</p>	
1848-1848	1	<p>SOCIAL STUDIES NO RESPONSE OBSERVED REASON</p> <p>1 = Inability to display any observable change in affect or movement due to an ongoing medical condition (NRO1) 2 = Inability to display any observable change in affect or movement due to multiple disabilities or the severity of the student's disability (NRO2)</p>	
1849-1900	52	BLANK	

STAAR 3–8 REPORTING STUDENT DATA FILE FORMAT

LOCATION FIELD
FROM-TO LENGTH

FIELD DESCRIPTION AND ANSWER DOCUMENT CODES
(PEIMS data element names are used where available)

ANSWER
DOCUMENT COLUMN
HEADINGS (AND CODES)

SCIENCE SUBJECT INFORMATION

The following tables show the number of items for each reporting category and grade tested on the STAAR and STAAR Modified science tests.

STAAR

		Reporting Category				Total
		Grade	1	2	3	
Science	5	8	10	12	14	44
	8	14	12	14	14	54

STAAR Modified

		Reporting Category				Total
		Grade	1	2	3	
Science	5	6	8	10	11	35
	8	11	10	11	11	43

1901-1908	8	SCIENCE REPORTING CATEGORY SCORES Number of items correct by reporting category
1909-1910	2	SCIENCE RAW SCORE
1911-1914	4	SCIENCE SCALE SCORE
1915-1915	1	SCIENCE LANGUAGE VERSION E = English S = Spanish
1916-1916	1	SCIENCE TEST VERSION S = STAAR L = STAAR L M = STAAR Modified T = STAAR Alternate
1917-1917	1	SCIENCE TEST ADMINISTRATION MODE O = Online test administration P = Paper test administration

STAAR 3–8 REPORTING STUDENT DATA FILE FORMAT

LOCATION FROM-TO	FIELD LENGTH	FIELD DESCRIPTION AND ANSWER DOCUMENT CODES (PEIMS data element names are used where available)	ANSWER DOCUMENT COLUMN HEADINGS (AND CODES)
1918-1918	1	<p>LEVEL II: SATISFACTORY ACADEMIC PERFORMANCE IN SCIENCE AT THE PHASE-IN 1 STANDARD (STAAR, STAAR L, and STAAR Modified)</p> <p>1 = Yes 0 = No</p>	
1919-1919	1	<p>LEVEL II: SATISFACTORY ACADEMIC PERFORMANCE IN SCIENCE AT THE PHASE-IN 2 STANDARD (STAAR, STAAR L, and STAAR Modified)</p> <p>1 = Yes 0 = No</p>	
1920-1920	1	<p>LEVEL II: SATISFACTORY ACADEMIC PERFORMANCE IN SCIENCE AT THE RECOMMENDED STANDARD (STAAR, STAAR L, STAAR Modified, and STAAR Alternate)</p> <p>1 = Yes 0 = No</p>	
1921-1921	1	<p>LEVEL II: SATISFACTORY ACADEMIC PERFORMANCE IN SCIENCE AT THE STUDENT’S STANDARD (STAAR, STAAR L, STAAR Modified, and STAAR Alternate)</p> <p>1 = Yes 0 = No</p>	
1922-1922	1	<p>LEVEL III: ADVANCED/ACCOMPLISHED ACADEMIC PERFORMANCE IN SCIENCE (STAAR, STAAR L, STAAR Modified, and STAAR Alternate)</p> <p>1 = Yes 0 = No</p>	
1923-2000	78	BLANK	
2001-2054	54	<p>SCIENCE ITEM REPORTING CATEGORY NUMBERS</p> <p>The number in each field indicates the reporting category measured by the corresponding science item. For example, the value in the first field, position 2001, indicates the reporting category measured by item 1. The second field, position 2002, indicates the reporting category measured by item 2, and so on.</p> <p>Note: The reporting category numbers will not be populated for Braille, STAAR L, or STAAR Modified.</p>	
2055-2108	54	<p>SCIENCE ITEM STUDENT RESPONSES</p> <p>The character in each field indicates the correct response to the corresponding science item. The student’s response to item 1 is in the first field, the student’s response to item 2 is in the second field, and so on. Correct responses are indicated by a plus sign (+); an alpha character (A–D or F–J) indicates an incorrect response; and an asterisk (*) indicates that the response was left blank or multiple values were gridded. Note: for any open-ended griddable items, B = incorrect response.</p> <p>Note: The student responses will not be populated for Braille, STAAR L, or STAAR Modified.</p>	
2109-2162	54	<p>SCIENCE ITEM CORRECT RESPONSES</p> <p>The character in each field indicates the correct response to the corresponding science item (value = A–D or F–J). Note: “A” will be the correct response for any open-ended griddable items.</p> <p>Note: The correct responses will not be populated for Braille, STAAR L, STAAR Modified, or retest administrations.</p>	
2163-2200	38	BLANK	

STAAR 3–8 REPORTING STUDENT DATA FILE FORMAT

LOCATION FROM-TO	FIELD LENGTH	FIELD DESCRIPTION AND ANSWER DOCUMENT CODES (PEIMS data element names are used where available)	ANSWER DOCUMENT COLUMN HEADINGS (AND CODES)
---------------------	-----------------	--	---

SCIENCE STAAR ALTERNATE INFORMATION

2201-2204	4	<p>SCIENCE REPORTING CATEGORY ASSESSED One digit indicator noting which reporting categories were assessed.</p>	
2205-2208	4	<p>SCIENCE LEVEL OF COMPLEXITY Level of Complexity is a designation assigned to each assessment task based on the complexity of the task.</p> <p>3 = Level 3 assessment tasks are the most complex and involve applying knowledge beyond basic recall. 2 = Level 2 assessment tasks are moderately complex and involve recalling information at a basic level. 1 = Level 1 assessment tasks are the least complex and involve responding to knowledge at the beginning awareness level. + = Partial Score Blank = Level of Complexity was not selected</p>	
2209-2220	12	<p>SCIENCE DEMONSTRATION OF SKILL SCORES Demonstration of Skill indicates the score points for student performance based on how many of the predetermined criteria the student successfully demonstrated for each assessment task. The student's Demonstration of Skill score for each essence statement is weighted according to the complexity level of the assessment task. Level 3 assessment tasks receive the highest numerical weighting and the Level 1 assessment tasks receive the lowest.</p> <p>The weighted Demonstration of Skill score will range from 0.0 to 9.0. If the essence statement was a Partial Score, a “+” will be present. If the Demonstration of Skill was not entered, a “-” will be present. The Demonstration of Skill will be blank if not assessed or no response observed.</p>	
2221-2224	4	<p>SCIENCE LEVEL OF SUPPORT SCORES Level of Support indicates the score points for student performance based on whether the student demonstrated the predetermined criteria for each assessment task independently, with cueing or with prompting.</p> <p>The Level of Support score will range from 0 to 6. If the essence statement was a Partial Score, a “+” will be present. If the Level of Support was not entered, a “-” will be present. The Level of Support will be blank if not assessed or no response observed.</p>	
2225-2228	4	<p>SCIENCE GENERALIZATION OF SKILL SCORES Generalization of Skill indicates the score points for student performance based on whether the student successfully completed the three predetermined criteria for each assessment task in a different context (environment, personnel, or materials). Only students accessing Level 2 or 3 assessment tasks who demonstrate the predetermined criteria successfully without prompting for the primary observation are eligible for generalization.</p> <p>If the essence statement was not eligible for Generalization, an “N” will be present. If the essence statement was a Partial Score, a “+” will be present. The Generalization of Skill score will range from 0 to 6. If the student was eligible for Generalization but the Generalization of Skill was not entered, a “-” will be present. The Generalization of Skill will be blank if not assessed or no response observed.</p>	

STAAR 3–8 REPORTING STUDENT DATA FILE FORMAT

LOCATION FROM-TO	FIELD LENGTH	FIELD DESCRIPTION AND ANSWER DOCUMENT CODES (PEIMS data element names are used where available)	ANSWER DOCUMENT COLUMN HEADINGS (AND CODES)
2229-2244	16	<p>SCIENCE SCORE POINTS ACHIEVED</p> <p>Score points achieved for each essence statement (weighted Demonstration of Skill + Level of Support + Generalization of Skill)</p> <p>The Points Achieved will range from 0.0 to 21.0.</p>	
2245-2246	2	<p>TOTAL SCIENCE SCORE POINTS ACHIEVED</p> <p>Total Score—after adding together the achieved score on each essence statement the total score is rounded to the nearest whole number. Scores with decimal places of 0.5 and above are rounded up and scores with decimal places less than 0.5 are rounded down.</p> <p>The Total Points Achieved will range from 0 to 84.</p>	
2247-2247	1	<p>SCIENCE ASSESSMENT CATEGORY</p> <p>1 = Not Assessed 2 = Complete Score 3 = Partial Score 4 = No Response Observed</p>	
2248-2248	1	<p>SCIENCE NO RESPONSE OBSERVED REASON</p> <p>1 = Inability to display any observable change in affect or movement due to an ongoing medical condition (NRO1) 2 = Inability to display any observable change in affect or movement due to multiple disabilities or the severity of the student's disability (NRO2)</p>	
2249-2250	2	BLANK	

STAAR 3–8 REPORTING STUDENT DATA FILE FORMAT

LOCATION FROM-TO	FIELD LENGTH	FIELD DESCRIPTION AND ANSWER DOCUMENT CODES (PEIMS data element names are used where available)	ANSWER DOCUMENT COLUMN HEADINGS (AND CODES)
---------------------	-----------------	--	---

CURRENT YEAR HISTORY INFORMATION

Note: See positions 351–355 for an explanation of the Score Code values. For the Level II and Level III values, 1 = “Yes” and 0 = “No”.

CURRENT YEAR READING HISTORY (Grades 5 and 8)

APRIL ADMINISTRATION

2251-2259	9	County-District-Campus Number
2260-2260	1	Language Version
2261-2261	1	Test Version
2262-2262	1	Score Code
2263-2263	1	Level II: Satisfactory Academic Performance at the Student’s Standard
2264-2264	1	Level III: Advanced Academic Performance
2265-2268	4	Scale Score

2269-2280 12 **BLANK**

MAY ADMINISTRATION

2281-2289	9	County-District-Campus Number
2290-2290	1	Language Version
2291-2291	1	Test Version
2292-2292	1	Score Code
2293-2293	1	Level II: Satisfactory Academic Performance at the Student’s Standard
2294-2294	1	Level III: Advanced Academic Performance
2295-2298	4	Scale Score

2299-2310 12 **BLANK**

CURRENT YEAR MATHEMATICS HISTORY (Grades 5 and 8)

APRIL ADMINISTRATION

2311-2319	9	County-District-Campus Number
2320-2320	1	Language Version
2321-2321	1	Test Version
2322-2322	1	Score Code
2323-2323	1	Level II: Satisfactory Academic Performance at the Student’s Standard
2324-2324	1	Level III: Advanced Academic Performance
2325-2328	4	Scale Score

2329-2340 12 **BLANK**

MAY ADMINISTRATION

2341-2349	9	County-District-Campus Number
2350-2350	1	Language Version
2351-2351	1	Test Version
2352-2352	1	Score Code
2353-2353	1	Level II: Satisfactory Academic Performance at the Student’s Standard
2354-2354	1	Level III: Advanced Academic Performance
2355-2358	4	Scale Score

2359-2370 12 **BLANK**

STAAR 3–8 REPORTING STUDENT DATA FILE FORMAT

LOCATION FROM-TO	FIELD LENGTH	FIELD DESCRIPTION AND ANSWER DOCUMENT CODES (PEIMS data element names are used where available)	ANSWER DOCUMENT COLUMN HEADINGS (AND CODES)
---------------------	-----------------	--	---

CURRENT YEAR SOCIAL STUDIES HISTORY (Grade 8)

APRIL ADMINISTRATION

2371-2379	9	County-District-Campus Number	
2380-2380	1	Language Version	
2381-2381	1	Test Version	
2382-2382	1	Score Code	
2383-2383	1	Level II: Satisfactory Academic Performance at the Student’s Standard	
2384-2384	1	Level III: Advanced Academic Performance	
2385-2388	4	Scale Score	

2389-2400	12	BLANK	
-----------	----	--------------	--

CURRENT YEAR SCIENCE HISTORY (Grades 5 and 8)

APRIL ADMINISTRATION

2401-2409	9	County-District-Campus Number	
2410-2410	1	Language Version	
2411-2411	1	Test Version	
2412-2412	1	Score Code	
2413-2413	1	Level II: Satisfactory Academic Performance at the Student’s Standard	
2414-2414	1	Level III: Advanced Academic Performance	
2415-2418	4	Scale Score	

2419-2500	82	BLANK	
-----------	----	--------------	--

STAAR 3–8 REPORTING STUDENT DATA FILE FORMAT

LOCATION FROM-TO	FIELD LENGTH	FIELD DESCRIPTION AND ANSWER DOCUMENT CODES (PEIMS data element names are used where available)	ANSWER DOCUMENT COLUMN HEADINGS (AND CODES)
---------------------	-----------------	--	---

PREVIOUS YEAR HISTORY INFORMATION

PREVIOUS YEAR READING HISTORY

MARCH ADMINISTRATION (Grades 5 & 8)

2501-2509	9	County-District-Campus Number
2510-2510	1	Language Version
2511-2511	1	Test Version
2512-2512	1	Score Code
2513-2513	1	Level II: Satisfactory Academic Performance at the Student’s Standard
2514-2514	1	Level III: Advanced Academic Performance
2515-2518	4	Scale Score
2519-2520	2	Tested Grade
2521-2522	2	Enrolled Grade

2523-2530 8 **BLANK**

APRIL ADMINISTRATION (Grades 3–4, 6–7)

2531-2539	9	County-District-Campus Number
2540-2540	1	Language Version
2541-2541	1	Test Version
2542-2542	1	Score Code
2543-2543	1	Level II: Satisfactory Academic Performance at the Student’s Standard
2544-2544	1	Level III: Advanced/Accomplished Academic Performance
2545-2548	4	Scale Score
2549-2550	2	Tested Grade
2551-2552	2	Enrolled Grade
2553-2553	1	STAAR Alternate Assessment Category

2554-2620 67 **BLANK**

STAAR 3–8 REPORTING STUDENT DATA FILE FORMAT

LOCATION FROM-TO	FIELD LENGTH	FIELD DESCRIPTION AND ANSWER DOCUMENT CODES (PEIMS data element names are used where available)	ANSWER DOCUMENT COLUMN HEADINGS (AND CODES)
---------------------	-----------------	--	---

PREVIOUS YEAR MATHEMATICS HISTORY

MARCH ADMINISTRATION (Grades 5 & 8)

2621-2629	9	County-District-Campus Number	
2630-2630	1	Language Version	
2631-2631	1	Test Version	
2632-2632	1	Score Code	
2633-2633	1	Level II: Satisfactory Academic Performance at the Student’s Standard	
2634-2634	1	Level III: Advanced Academic Performance	
2635-2638	4	Scale Score	
2639-2640	2	Tested Grade	
2641-2642	2	Enrolled Grade	

2643-2650 8 **BLANK**

APRIL ADMINISTRATION (Grades 3–4, 6–7)

2651-2659	9	County-District-Campus Number	
2660-2660	1	Language Version	
2661-2661	1	Test Version	
2662-2662	1	Score Code	
2663-2663	1	Level II: Satisfactory Academic Performance at the Student’s Standard	
2664-2664	1	Level III: Advanced/Accomplished Academic Performance	
2665-2668	4	Scale Score	
2669-2670	2	Tested Grade	
2671-2672	2	Enrolled Grade	
2673-2673	1	STAAR Alternate Assessment Category	

2674-2740 67 **BLANK**

PREVIOUS YEAR WRITING HISTORY

SPRING ADMINISTRATION

2741-2749	9	County-District-Campus Number	
2750-2750	1	Language Version	
2751-2751	1	Test Version	
2752-2752	1	Score Code	
2753-2753	1	Level II: Satisfactory Academic Performance at the Student’s Standard	
2754-2754	1	Level III: Advanced/Accomplished Academic Performance	
2755-2758	4	Scale Score	
2759-2760	2	Tested Grade	
2761-2762	2	Enrolled Grade	
2763-2763	1	STAAR Alternate Assessment Category	

2764-2770 7 **BLANK**

STAAR 3–8 REPORTING STUDENT DATA FILE FORMAT

LOCATION FROM-TO	FIELD LENGTH	FIELD DESCRIPTION AND ANSWER DOCUMENT CODES (PEIMS data element names are used where available)	ANSWER DOCUMENT COLUMN HEADINGS (AND CODES)
---------------------	-----------------	--	---

PREVIOUS YEAR SOCIAL STUDIES HISTORY

SPRING ADMINISTRATION

2771-2779	9	County-District-Campus Number	
2780-2780	1	Language Version	
2781-2781	1	Test Version	
2782-2782	1	Score Code	
2783-2783	1	Level II: Satisfactory Academic Performance at the Student’s Standard	
2784-2784	1	Level III: Advanced/Accomplished Academic Performance	
2785-2788	4	Scale Score	
2789-2790	2	Tested Grade	
2791-2792	2	Enrolled Grade	
2793-2793	1	STAAR Alternate Assessment Category	

2794-2800	7	BLANK	
-----------	---	--------------	--

PREVIOUS YEAR SCIENCE HISTORY


SPRING ADMINISTRATION

2801-2809	9	County-District-Campus Number	
2810-2810	1	Language Version	
2811-2811	1	Test Version	
2812-2812	1	Score Code	
2813-2813	1	Level II: Satisfactory Academic Performance at the Student’s Standard	
2814-2814	1	Level III: Advanced/Accomplished Academic Performance	
2815-2818	4	Scale Score	
2819-2820	2	Tested Grade	
2821-2822	2	Enrolled Grade	
2823-2823	1	STAAR Alternate Assessment Category	

2824-3999	1176	BLANK	
-----------	------	--------------	--

4000-4000	1	PERIOD	
-----------	---	---------------	--

STAAR End-of-Course
2013 Test Administrations



Cumulative History
Student Data File Format

Overview

The Cumulative History Student Data file will contain one record for each student for which a document was received during the administration being reported. Records must match on PEIMS ID, and two out of three of the student's last name, first name, and date-of-birth for the records to be combined onto a single record. The student's record will contain the highest score for each assessment that the student has attempted.

STAAR END-OF-COURSE CUMULATIVE HISTORY STUDENT DATA FILE FORMAT

ADMINISTRATION AND STUDENT ID INFORMATION

01-04	4	ADMINISTRATION DATE 1513 = Spring 2013 1613 = Summer 2013 1313 = Fall 2013
05-06	2	GRADE-LEVEL-CODE The grade is the value gridded on the students answer document or entered through the online system. If no grade is provided, the grade on the PEIMS file will be used if an appropriate match can be made.
07-08	2	ESC REGION NUMBER
09-14	6	COUNTY-DISTRICT NUMBER
15-17	3	BLANK
18-32	15	DISTRICT-NAME
33-47	15	BLANK
48-62	15	LAST-NAME
63-72	10	FIRST-NAME
73-73	1	MIDDLE INITIAL
74-82	9	STUDENT-ID (as used for PEIMS) Either the student's social security number or a state-approved alternate ID consisting of an "S" followed by eight digits
83-83	1	SEX-CODE M = Male F = Female
84-91	8	DATE-OF-BIRTH (MMDDYYYY)
92-92	1	BLANK

DEMOGRAPHIC INFORMATION

93-93	1	HISPANIC-LATINO-CODE Student has been identified as Hispanic or Latino. 1 = Yes 0 = No
94-94	1	AMERICAN-INDIAN-ALASKA-NATIVE-CODE Student has been identified as American Indian or Alaska Native. 1 = Yes 0 = No
95-95	1	ASIAN-CODE Student has been identified as Asian. 1 = Yes 0 = No

STAAR END-OF-COURSE CUMULATIVE HISTORY STUDENT DATA FILE FORMAT

96-96	1	BLACK-AFRICAN-AMERICAN-CODE Student has been identified as Black or African American. 1 = Yes 0 = No
97-97	1	NATIVE-HAWAIIAN-PACIFIC-ISLANDER-CODE Student has been identified as Native Hawaiian or Other Pacific Islander. 1 = Yes 0 = No
98-98	1	WHITE-CODE Student has been identified as White. 1 = Yes 0 = No
99-99	1	ETHNICITY/RACE REPORTING CATEGORY H = Hispanic/Latino I = American Indian or Alaska Native A = Asian B = Black or African American P = Native Hawaiian or Other Pacific Islander W = White T = Two or More Races N = No Information Provided
100-100	1	ECONOMIC-DISADVANTAGE-CODE 1 = Eligible for free meals under the National School Lunch and Child Nutrition Program 2 = Eligible for reduced-price meals under the National School Lunch and Child Nutrition Program 9 = Other economic disadvantage 0 = Not identified as economically disadvantaged
101-101	1	TITLE-I-PART-A-INDICATOR-CODE 6 = Student attends campus with schoolwide program 7 = Student participates in program at targeted assistance school 8 = Student is previous participant in program at targeted assistance school (not a current participant) 9 = Student does not attend a Title I, Part A school but receives Title I, Part A services because the student is homeless 0 = Student does not currently participate in and has not previously participated in program at current campus
102-102	1	MIGRANT-INDICATOR-CODE Student has been identified as a migrant student. 1 = Yes 0 = No
103-106	4	BLANK
107-107	1	LEP-INDICATOR-CODE C = Student is currently identified as LEP F = Student has met criteria for bilingual/ESL program exit, is no longer classified as LEP in PEIMS, and is in his or her first year of monitoring S = Student has met criteria for bilingual/ESL program exit, is no longer classified as LEP in PEIMS, and is in his or her second year of monitoring 0 = Other Non-LEP student

STAAR END-OF-COURSE CUMULATIVE HISTORY STUDENT DATA FILE FORMAT

108-108	1	BILINGUAL-INDICATOR-CODE 2 = Transitional bilingual/early exit 3 = Transitional bilingual/late exit 4 = Dual language immersion/two-way 5 = Dual language immersion/one-way 0 = Student is not participating in a state-approved full bilingual program
109-109	1	ESL-INDICATOR-CODE Student participates only in English as a Second Language (ESL) program. 2 = ESL/content-based 3 = ESL/pull-out 0 = Student is not participating in a state-approved ESL program
110-110	1	BLANK
111-111	1	SPECIAL-ED-INDICATOR-CODE 1 = Student is participating in a special education program 0 = Student is not participating in a special education program
112-116	5	BLANK
117-117	1	GIFTED-TALENTED-INDICATOR-CODE Student is participating in a state-approved Gifted/Talented program. 1 = Yes 0 = No
118-118	1	AT-RISK-INDICATOR-CODE Student is designated at risk of dropping out of school under state-mandated academic criteria only. 1 = Yes 0 = No
119-121	3	BLANK
122-122	1	CAREER-AND-TECHNICAL-ED-INDICATOR-CODE (grades 6–12) Indicates whether student is enrolled in one or more state-approved technical education courses. 1 = Enrolled in one or more state-approved career and technical courses as an elective 2 = Participant in the district’s career and technical coherent sequence of courses program 3 = Participant in district’s tech prep courses 0 = No participation in career and technical courses

STAAR END-OF-COURSE CUMULATIVE HISTORY STUDENT DATA FILE FORMAT

OTHER STUDENT INFORMATION

123-131	9	LOCAL-STUDENT-ID (optional, assigned by school district)
132-156	25	BLANK
157-162	6	STUDENT PORTAL UNIQUE ACCESS CODE The access code will provide families with confidential login information to view a student's assessment results online. The Student Portal can be accessed at http://www.TexasAssessment.com/Students . Families will have access to assessment results that include STAAR, TAKS, and TELPAS administrations. Prior to the 2007–2008 school year, only higher level information (e.g. met standard, scale score, etc.) will be available for TAKS and TELPAS. Students requiring record updates due to invalid student ID information provided on the answer document, or information that does not match the student directory, will not receive a student data portal access code.
163-200	38	BLANK

STAAR END-OF-COURSE CUMULATIVE HISTORY STUDENT DATA FILE FORMAT

CUMULATIVE HISTORY INFORMATION

The values for the fields starting in position 201 will be the same data types and formats as those on the Reporting Student Data File. See the Reporting Student Data File format for explanation of the values for each of the data fields.

ENGLISH CUMULATIVE HISTORY

ENGLISH I

English I Reading

201-204	4	Administration Date
205-206	2	Grade
207-215	9	CDC
216-216	1	Test Version
217-217	1	Score Code
218-218	1	Level II: Satisfactory Academic Performance
219-219	1	Level III: Advanced Academic Performance
220-223	4	Scale Score

224-250 27 **BLANK**

English I Writing

251-254	4	Administration Date
255-256	2	Grade
257-265	9	CDC
266-266	1	Test Version
267-267	1	Score Code
268-268	1	Level II: Satisfactory Academic Performance
269-269	1	Level III: Advanced Academic Performance
270-273	4	Scale Score

274-300 27 **BLANK**

ENGLISH II

English II Reading

301-304	4	Administration Date
305-306	2	Grade
307-315	9	CDC
316-316	1	Test Version
317-317	1	Score Code
318-318	1	Level II: Satisfactory Academic Performance
319-319	1	Level III: Advanced Academic Performance
320-323	4	Scale Score

324-350 27 **BLANK**

STAAR END-OF-COURSE CUMULATIVE HISTORY STUDENT DATA FILE FORMAT

English II Writing

351-354	4	Administration Date
355-356	2	Grade
357-365	9	CDC
366-366	1	Test Version
367-367	1	Score Code
368-368	1	Level II: Satisfactory Academic Performance
369-369	1	Level III: Advanced Academic Performance
370-373	4	Scale Score
374-400	27	BLANK

ENGLISH III

English III Reading

401-404	4	Administration Date
405-406	2	Grade
407-415	9	CDC
416-416	1	Test Version
417-417	1	Score Code
418-418	1	Level II: Satisfactory Academic Performance
419-419	1	Level III: Advanced Academic Performance
420-423	4	Scale Score
424-450	27	BLANK

English III Writing

451-454	4	Administration Date
455-456	2	Grade
457-465	9	CDC
466-466	1	Test Version
467-467	1	Score Code
468-468	1	Level II: Satisfactory Academic Performance
469-469	1	Level III: Advanced Academic Performance
470-473	4	Scale Score
474-500	27	BLANK

STAAR END-OF-COURSE CUMULATIVE HISTORY STUDENT DATA FILE FORMAT

ENGLISH CUMULATIVE SCORE INFORMATION

501-505 5 **Student's Cumulative Scale Score**
 The English cumulative score is the sum of scale scores for all English tests taken (English I, II, and III reading; and English I, II, and III writing). Scale scores are only added to the English cumulative score if the score is above the minimum cut point. Minimum score cut points are shown below. If a student tests more than once for the same subject, the highest scale score will be used to add to the cumulative score.

Subject	Phase-in 1 Minimum Score	Phase-in 2 Minimum Score	Final Recommended Minimum Score
English I Reading	1813	1887	1936
English II Reading	1806	1880	1929
English III Reading	1808	1882	1932
English I Writing	1798	1872	1921
English II Writing	1807	1880	1928
English III Writing	1808	1881	1929

506-506 1 **Student's English Level II Passing Standard**
 1 = Level II Phase-In 1 Passing Standard
 2 = Level II Phase-In 2 Passing Standard
 3 = Level II Recommended Passing Standard

507-507 1 **Student's English Level III Passing Standard**
 Applies to English III reading and writing only.
 1 = Level III Phase-In Passing Standard
 2 = Level III Recommended Passing Standard

508-550 43 **BLANK**

MATHEMATICS CUMULATIVE HISTORY

Algebra I

551-554 4 Administration Date
 555-556 2 Grade
 557-565 9 CDC
 566-566 1 Test Version
 567-567 1 Score Code
 568-568 1 Level II: Satisfactory Academic Performance
 569-569 1 Level III: Advanced Academic Performance
 570-573 4 Scale Score

574-600 27 **BLANK**

Geometry

601-604 4 Administration Date
 605-606 2 Grade
 607-615 9 CDC
 616-616 1 Test Version
 617-617 1 Score Code
 618-618 1 Level II: Satisfactory Academic Performance
 619-619 1 Level III: Advanced Academic Performance
 620-623 4 Scale Score

624-650 27

STAAR END-OF-COURSE CUMULATIVE HISTORY STUDENT DATA FILE FORMAT

Algebra II

651-654	4	Administration Date
655-656	2	Grade
657-665	9	CDC
666-666	1	Test Version
667-667	1	Score Code
668-668	1	Level II: Satisfactory Academic Performance
669-669	1	Level III: Advanced Academic Performance
670-673	4	Scale Score
674-700	27	BLANK

MATHEMATICS CUMULATIVE SCORE INFORMATION

701-705 5 **Student’s Cumulative Scale Score**
 The mathematics cumulative score is the sum of scale scores for all mathematics tests taken (Algebra I, geometry, and Algebra II). Scale scores are only added to the mathematics cumulative score if the score is above the minimum cut point. Minimum score cut points are shown below. If a student tests more than once for the same subject, the highest scale score will be used to add to the cumulative score.

Subject	Phase-in 1 Minimum Score	Phase-in 2 Minimum Score	Final Recommended Minimum Score
Algebra I	3371	3626	3872
Geometry	3362	3619	3868
Algebra II	3350	3604	3852

706-706 1 **Student’s Mathematics Level II Passing Standard**
 1 = Level II Phase-In 1 Passing Standard
 2 = Level II Phase-In 2 Passing Standard
 3 = Level II Recommended Passing Standard

707-707 1 **Student’s Mathematics Level III Passing Standard**
 Applies to Algebra II only.
 1 = Level III Phase-In Passing Standard
 2 = Level III Recommended Passing Standard

708-750 43 **BLANK**

STAAR END-OF-COURSE CUMULATIVE HISTORY STUDENT DATA FILE FORMAT

SOCIAL STUDIES CUMULATIVE HISTORY

World Geography

751-754	4	Administration Date
755-756	2	Grade
757-765	9	CDC
766-766	1	Test Version
767-767	1	Score Code
768-768	1	Level II: Satisfactory Academic Performance
769-769	1	Level III: Advanced Academic Performance
770-773	4	Scale Score

774-800 27 **BLANK**

World History

801-804	4	Administration Date
805-806	2	Grade
807-815	9	CDC
816-816	1	Test Version
817-817	1	Score Code
818-818	1	Level II: Satisfactory Academic Performance
819-819	1	Level III: Advanced Academic Performance
820-823	4	Scale Score

824-850 27 **BLANK**

U.S. History

851-854	4	Administration Date
855-856	2	Grade
857-865	9	CDC
866-866	1	Test Version
867-867	1	Score Code
868-868	1	Level II: Satisfactory Academic Performance
869-869	1	Level III: Advanced Academic Performance
870-873	4	Scale Score

874-900 27 **BLANK**

STAAR END-OF-COURSE CUMULATIVE HISTORY STUDENT DATA FILE FORMAT

SOCIAL STUDIES CUMULATIVE SCORE INFORMATION

901-905 5 **Student’s Cumulative Scale Score**
 The social studies cumulative score is the sum of scale scores for all social studies tests taken (world geography, world history, and U.S. history). Scale scores are only added to the social studies cumulative score if the score is above the minimum cut point. Minimum score cut points are shown below. If a student tests more than once for the same subject, the highest scale score will be used to add to the cumulative score.

Subject	Phase-in 1 Minimum Score	Phase-in 2 Minimum Score	Final Recommended Minimum Score
World Geography	3383	3632	3874
World History	3326	3576	3822
U.S. History	3372	3624	3869

906-906 1 **Student’s Social Studies Level II Passing Standard**
 1 = Level II Phase-In 1 Passing Standard
 2 = Level II Phase-In 2 Passing Standard
 3 = Level II Recommended Passing Standard

907-950 44 **BLANK**

SCIENCE CUMULATIVE HISTORY

Biology

951-954 4 Administration Date
 955-956 2 Grade
 957-965 9 CDC
 966-966 1 Test Version
 967-967 1 Score Code
 968-968 1 Level II: Satisfactory Academic Performance
 969-969 1 Level III: Advanced Academic Performance
 970-973 4 Scale Score

974-1000 27 **BLANK**

Chemistry

1001-1004 4 Administration Date
 1005-1006 2 Grade
 1007-1015 9 CDC
 1016-1016 1 Test Version
 1017-1017 1 Score Code
 1018-1018 1 Level II: Satisfactory Academic Performance
 1019-1019 1 Level III: Advanced Academic Performance
 1020-1023 4 Scale Score

1024-1050 27 **BLANK**

STAAR END-OF-COURSE CUMULATIVE HISTORY STUDENT DATA FILE FORMAT

Physics

1051-1054	4	Administration Date
1055-1056	2	Grade
1057-1065	9	CDC
1066-1066	1	Test Version
1067-1067	1	Score Code
1068-1068	1	Level II: Satisfactory Academic Performance
1069-1069	1	Level III: Advanced Academic Performance
1070-1073	4	Scale Score
1074-1100	27	BLANK

SCIENCE CUMULATIVE SCORE INFORMATION

1101-1105	5	<p>Student's Cumulative Scale Score</p> <p>The science cumulative score is the sum of scale scores for all science tests taken (biology, chemistry, and physics). Scale scores are only added to the science cumulative score if the score is above the minimum cut point. Minimum score cut points are shown below. If a student tests more than once for the same subject, the highest scale score will be used to add to the cumulative score.</p>
-----------	---	---

Subject	Phase-in 1 Minimum Score	Phase-in 2 Minimum Score	Final Recommended Minimum Score
Biology	3367	3621	3868
Chemistry	3348	3600	3846
Physics	3346	3600	3848

1106-1106	1	<p>Student's Science Level II Passing Standard</p> <p>1 = Level II Phase-In 1 Passing Standard</p> <p>2 = Level II Phase-In 2 Passing Standard</p> <p>3 = Level II Recommended Passing Standard</p>
-----------	---	--

1107-1999	893	BLANK
-----------	-----	--------------

2000-2000	1	PERIOD
-----------	---	---------------

2012–2013

**Consolidated Accountability
Data File Format**

Overview

All STAAR, STAAR Modified, STAAR L, STAAR Alternate, TAKS, and TELPAS data for a student will be combined into one record on the consolidated file for accountability, including both English and Spanish. Students can test with varying assessments; however, the results will be merged together to create one record in the individual student record file. Records for which the student could not be assigned a Portal Access Code will not be merged with data from another administration.

CONSOLIDATED ACCOUNTABILITY DATA FILE FORMAT

TXT File Location TO-FROM	Field Length	Field Description and Codes
<u>GENERAL INFORMATION</u>		
1-4	4	YEAR 2013
5-6	2	REGION NUMBER
7-12	6	DISTRICT NUMBER
13-27	15	DISTRICT-NAME
28-36	9	STUDENT-ID (as used for PEIMS) Either the student's social security number or a state-approved alternate ID consisting of an "S" followed by eight digits
37-51	15	LAST-NAME
52-61	10	FIRST-NAME
62-62	1	MIDDLE INITIAL
63-70	8	DATE-OF-BIRTH (MMDDYYYY)
71-80	10	BLANK
<u>ASSESSMENT DEMOGRAPHIC INFORMATION</u>		
The following assessment demographic information is from the most recent administration found for the student.		
81-81	1	SEX-CODE M = Male F = Female
82-82	1	HISPANIC-LATINO-CODE Student has been identified as Hispanic or Latino. 1 = Yes 0 = No
83-83	1	AMERICAN-INDIAN-ALASKA-NATIVE-CODE Student has been identified as American Indian or Alaska Native. 1 = Yes 0 = No
84-84	1	ASIAN-CODE Student has been identified as Asian. 1 = Yes 0 = No
85-85	1	BLACK-AFRICAN-AMERICAN-CODE Student has been identified as Black or African American. 1 = Yes 0 = No
86-86	1	NATIVE-HAWAIIAN-PACIFIC-ISLANDER-CODE Student has been identified as Native Hawaiian or Other Pacific Islander. 1 = Yes 0 = No

CONSOLIDATED ACCOUNTABILITY DATA FILE FORMAT

TXT File Location TO-FROM	Field Length	Field Description and Codes
87-87	1	WHITE-CODE Student has been identified as White. 1 = Yes 0 = No
88-88	1	ETHNICITY/RACE REPORTING CATEGORY H = Hispanic/Latino I = American Indian or Alaska Native A = Asian B = Black or African American P = Native Hawaiian or Other Pacific Islander W = White T = Two or More Races N = No Information Provided
89-89	1	SPECIAL-ED-INDICATOR-CODE 1 = Student is participating in a special education program 0 = Student is not participating in a special education program
90-90	1	ECONOMIC-DISADVANTAGE-CODE Student has been identified as economically disadvantaged. 1 = Eligible for free meals under the National School Lunch and Child Nutrition Program 2 = Eligible for reduced-price meals under the National School Lunch and Child Nutrition Program 9 = Other economic disadvantage 0 = Not identified as economically disadvantaged
91-91	1	TITLE-I-PART-A-INDICATOR-CODE 6 = Student attends campus with schoolwide program 7 = Student participates in program at targeted assistance school 8 = Student is previous participant in program at targeted assistance school (not a current participant) 9 = Student does not attend a Title I, Part A school but receives Title I, Part A services because the student is homeless 0 = Student does not currently participate in and has not previously participated in program at current campus
92-92	1	MIGRANT-INDICATOR-CODE Student has been identified as a migrant student. 1 = Yes 0 = No
93-93	1	LEP-INDICATOR-CODE C = Student is currently identified as LEP F = Student has met criteria for bilingual/ESL program exit, is no longer classified as LEP in PEIMS, and is in his or her first year of monitoring S = Student has met criteria for bilingual/ESL program exit, is no longer classified as LEP in PEIMS, and is in his or her second year of monitoring 0 = Other Non-LEP student
94-94	1	BILINGUAL-INDICATOR-CODE 2 = Transitional bilingual/early exit 3 = Transitional bilingual/late exit 4 = Dual language immersion/two-way 5 = Dual language immersion/one-way 0 = Student is not participating in a state-approved full bilingual program

CONSOLIDATED ACCOUNTABILITY DATA FILE FORMAT

TXT File Location TO-FROM	Field Length	Field Description and Codes
95-95	1	ESL-INDICATOR-CODE Student participates only in an English as a second language (ESL) program. 2 = ESL/content-based 3 = ESL/pull-out 0 = Student is not participating in a state-approved ESL program
96-96	1	GIFTED-TALENTED-INDICATOR-CODE Student is participating in a state-approved Gifted/Talented program. 1 = Yes 0 = No
97-97	1	AT-RISK-INDICATOR-CODE Student is designated at risk of dropping out of school under state-mandated academic criteria only. 1 = Yes 0 = No
98-98	1	CAREER-AND-TECHNICAL-ED-INDICATOR-CODE (grades 6–12) Indicates whether student is enrolled in one or more state-approved technical education courses. 1 = Enrolled in one or more state-approved career and technical courses as an elective 2 = Participant in the district’s career and technical coherent sequence of courses program 3 = Participant in district’s tech prep courses 0 = No participation in career and technical courses
99-99	1	PARENTAL DENIAL (TELPAS) 1 = Yes 0 = No
100-108	9	BLANK <u>PEIMS DEMOGRAPHIC INFORMATION</u> NOTE: Refer to positions 81–98 for explanation of the field values. The PEIMS Demographics are provided for informational purposes only and are not used as part of the accountability results.
109-109	1	SEX-CODE
110-110	1	HISPANIC-LATINO-CODE
111-111	1	AMERICAN-INDIAN-ALASKA-NATIVE-CODE
112-112	1	ASIAN-CODE
113-113	1	BLACK-AFRICAN-AMERICAN-CODE
114-114	1	NATIVE-HAWAIIAN-PACIFIC-ISLANDER-CODE
115-115	1	WHITE-CODE
116-116	1	ETHNICITY/RACE REPORTING CATEGORY
117-117	1	SPECIAL-ED-INDICATOR-CODE
118-118	1	ECONOMIC-DISADVANTAGE-CODE
119-119	1	TITLE-I-PART-A-INDICATOR-CODE

CONSOLIDATED ACCOUNTABILITY DATA FILE FORMAT

TXT File Location TO-FROM	Field Length	Field Description and Codes
120-120	1	MIGRANT-INDICATOR-CODE
121-121	1	LEP-INDICATOR-CODE
122-122	1	BILINGUAL-INDICATOR-CODE
123-123	1	ESL-INDICATOR-CODE
124-124	1	GIFTED-TALENTED-INDICATOR-CODE
125-125	1	AT-RISK-INDICATOR-CODE
126-126	1	CAREER-AND-TECHNICAL-ED-INDICATOR-CODE (grades 6–12)
127-136	10	BLANK
		<u>OTHER PEIMS ELEMENTS</u>
137-138	2	2012 PEIMS SNAPSHOT GRADE
139-147	9	2012 PEIMS SNAPSHOT COUNTY-DISTRICT-CAMPUS NUMBER
148-156	9	2011 PEIMS SNAPSHOT COUNTY-DISTRICT-CAMPUS NUMBER
157-158	2	2012 PEIMS SNAPSHOT CRISIS CODE
159-160	2	2012 PEIMS SNAPSHOT ATTRIBUTION CODE
161-161	1	2012 PEIMS SNAPSHOT PARENTAL DENIAL CODE 1 = Yes 0 = No
162-171	10	BLANK
		<u>OTHER STUDENT ELEMENTS</u>
172-172	1	TELPAS YEARS IN U.S. SCHOOLS (grades 1–12) S = First enrolled in U.S. schools in the 2nd semester of 2012–2013 school year F = First enrolled in U.S. schools in the 1st semester of 2012–2013 school year 2 = Has been enrolled in U.S. schools for all or part(s) of 2 school years 3 = Has been enrolled in U.S. schools for all or part(s) of 3 school years 4 = Has been enrolled in U.S. schools for all or part(s) of 4 school years 5 = Has been enrolled in U.S. schools for all or part(s) of 5 school years 6 = Has been enrolled in U.S. schools for all or part(s) of 6 or more school years Not applicable to kindergarten
173-173	1	BLANK
174-174	1	FOREIGN EXCHANGE STUDENT WAIVER 1 = Yes 0 = No

CONSOLIDATED ACCOUNTABILITY DATA FILE FORMAT

TXT File

Location

TO-FROM

Field

Length

Field Description and Codes

175-180

6

STUDENT PORTAL UNIQUE ACCESS CODE

The unique access code is the same code that is provided on the individual student assessment administration files. The unique access code is used to match students across administrations.

181-200

20

BLANK

STAAR END-OF-COURSE INFORMATION

Overview

All STAAR, STAAR L, STAAR Modified, and STAAR Alternate data for end-of-course assessments are included in this section (STAAR Modified and STAAR Alternate are not administered during the summer administration, and STAAR Alternate is not administered during the fall administration). Information for the current accountability year and previous year history is included in this section.

CONSOLIDATED ACCOUNTABILITY DATA FILE FORMAT

**TXT File
Location
TO-FROM**

**Field
Length**

Field Description and Codes

SUMMER 2012 STAAR EOC INFORMATION

201-204	4	ADMINISTRATION DATE 1612 = Summer 2012
205-205	1	RECORD UPDATE INDICATOR 0 = No record update is needed 1 = Record update is needed—student ID information (PEIMS ID, name, date of birth) was omitted or is invalid 2 = Record update is needed—PEIMS ID from answer document matches student directory but two of the three of last name, first name, date of birth did not match 3 = Student has multiple records for the same administration and subject
206-210	5	BLANK <u>ALGEBRA I</u>
211-219	9	COUNTY-DISTRICT-CAMPUS NUMBER
220-221	2	ENROLLED GRADE (05–12)
222-222	1	HIGH SCHOOL EQUIVALENCY PROGRAM (HESP) 1 = Yes 0 = No
223-223	1	TEST VERSION S = STAAR L = STAAR L
224-224	1	SCORE CODE A = Absent O = Other (e.g., illness during testing, testing irregularity) S = Score
225-225	1	BLANK
226-229	4	SCALE SCORE
230-230	1	ACHIEVED MINIMUM AT STUDENT’S STANDARD 1 = Yes 0 = No
231-232	2	BLANK
233-233	1	ACHIEVED MINIMUM AT RECOMMENDED STANDARD 1 = Yes 0 = No
234-234	1	LEVEL II: SATISFACTORY ACADEMIC PERFORMANCE AT STUDENT’S STANDARD 1 = Yes 0 = No
235-236	2	BLANK
237-237	1	LEVEL II: SATISFACTORY ACADEMIC PERFORMANCE AT RECOMMENDED STANDARD 1 = Yes 0 = No

CONSOLIDATED ACCOUNTABILITY DATA FILE FORMAT

TXT File Location TO-FROM	Field Length	Field Description and Codes
238-238	1	LEVEL III: ADVANCED ACADEMIC PERFORMANCE 1 = Yes 0 = No
239-245	7	BLANK <u>GEOMETRY</u> NOTE: Refer to positions 211–238 for an explanation of the field values.
246-254	9	COUNTY-DISTRICT-CAMPUS NUMBER
255-256	2	ENROLLED GRADE
257-257	1	HIGH SCHOOL EQUIVALENCY PROGRAM (HESP)
258-258	1	TEST VERSION
259-259	1	SCORE CODE
260-260	1	BLANK
261-264	4	SCALE SCORE
265-265	1	ACHIEVED MINIMUM AT STUDENT’S STANDARD
266-267	2	BLANK
268-268	1	ACHIEVED MINIMUM AT RECOMMENDED STANDARD
269-269	1	LEVEL II: SATISFACTORY ACADEMIC PERFORMANCE AT STUDENT’S STANDARD
270-271	2	BLANK
272-272	1	LEVEL II: SATISFACTORY ACADEMIC PERFORMANCE AT RECOMMENDED STANDARD
273-273	1	LEVEL III: ADVANCED ACADEMIC PERFORMANCE
274-280	7	BLANK <u>ALGEBRA II</u> NOTE: Refer to positions 211–238 for an explanation of the field values.
281-289	9	COUNTY-DISTRICT-CAMPUS NUMBER
290-291	2	ENROLLED GRADE
292-292	1	HIGH SCHOOL EQUIVALENCY PROGRAM (HESP)
293-293	1	TEST VERSION
294-294	1	SCORE CODE
295-295	1	BLANK
296-299	4	SCALE SCORE
300-300	1	ACHIEVED MINIMUM AT STUDENT’S STANDARD
301-302	2	BLANK
303-303	1	ACHIEVED MINIMUM AT RECOMMENDED STANDARD
304-304	1	LEVEL II: SATISFACTORY ACADEMIC PERFORMANCE AT STUDENT’S STANDARD
305-306	2	BLANK

CONSOLIDATED ACCOUNTABILITY DATA FILE FORMAT

TXT File Location TO-FROM	Field Length	Field Description and Codes
307-307	1	LEVEL II: SATISFACTORY ACADEMIC PERFORMANCE AT RECOMMENDED STANDARD
308-308	1	LEVEL III: ADVANCED ACADEMIC PERFORMANCE
309-315	7	BLANK
		<u>BIOLOGY</u>
		NOTE: Refer to positions 211–238 for an explanation of the field values.
316-324	9	COUNTY-DISTRICT-CAMPUS NUMBER
325-326	2	ENROLLED GRADE
327-327	1	HIGH SCHOOL EQUIVALENCY PROGRAM (HESP)
328-328	1	TEST VERSION
329-329	1	SCORE CODE
330-330	1	BLANK
331-334	4	SCALE SCORE
335-335	1	ACHIEVED MINIMUM AT STUDENT'S STANDARD
336-337	2	BLANK
338-338	1	ACHIEVED MINIMUM AT RECOMMENDED STANDARD
339-339	1	LEVEL II: SATISFACTORY ACADEMIC PERFORMANCE AT STUDENT'S STANDARD
340-341	2	BLANK
342-342	1	LEVEL II: SATISFACTORY ACADEMIC PERFORMANCE AT RECOMMENDED STANDARD
343-343	1	LEVEL III: ADVANCED ACADEMIC PERFORMANCE
344-350	7	BLANK
		<u>CHEMISTRY</u>
		NOTE: Refer to positions 211–238 for an explanation of the field values.
351-359	9	COUNTY-DISTRICT-CAMPUS NUMBER
360-361	2	ENROLLED GRADE
362-362	1	HIGH SCHOOL EQUIVALENCY PROGRAM (HESP)
363-363	1	TEST VERSION
364-364	1	SCORE CODE
365-365	1	BLANK
366-369	4	SCALE SCORE
370-370	1	ACHIEVED MINIMUM AT STUDENT'S STANDARD
371-372	2	BLANK
373-373	1	ACHIEVED MINIMUM AT RECOMMENDED STANDARD
374-374	1	LEVEL II: SATISFACTORY ACADEMIC PERFORMANCE AT STUDENT'S STANDARD
375-376	2	BLANK

CONSOLIDATED ACCOUNTABILITY DATA FILE FORMAT

TXT File Location TO-FROM	Field Length	Field Description and Codes
377-377	1	LEVEL II: SATISFACTORY ACADEMIC PERFORMANCE AT RECOMMENDED STANDARD
378-378	1	LEVEL III: ADVANCED ACADEMIC PERFORMANCE
379-385	7	BLANK
		<u>PHYSICS</u>
		NOTE: Refer to positions 211–238 for an explanation of the field values.
386-394	9	COUNTY-DISTRICT-CAMPUS NUMBER
395-396	2	ENROLLED GRADE
397-397	1	HIGH SCHOOL EQUIVALENCY PROGRAM (HESP)
398-398	1	TEST VERSION
399-399	1	SCORE CODE
400-400	1	BLANK
401-404	4	SCALE SCORE
405-405	1	ACHIEVED MINIMUM AT STUDENT'S STANDARD
406-407	2	BLANK
408-408	1	ACHIEVED MINIMUM AT RECOMMENDED STANDARD
409-409	1	LEVEL II: SATISFACTORY ACADEMIC PERFORMANCE AT STUDENT'S STANDARD
410-411	2	BLANK
412-412	1	LEVEL II: SATISFACTORY ACADEMIC PERFORMANCE AT RECOMMENDED STANDARD
413-413	1	LEVEL III: ADVANCED ACADEMIC PERFORMANCE
414-420	7	BLANK
		<u>ENGLISH I READING</u>
		NOTE: Refer to positions 211–238 for an explanation of the field values.
421-429	9	COUNTY-DISTRICT-CAMPUS NUMBER
430-431	2	ENROLLED GRADE
432-432	1	HIGH SCHOOL EQUIVALENCY PROGRAM (HESP)
433-433	1	TEST VERSION S = STAAR
434-434	1	SCORE CODE A = Absent O = Other (e.g., illness during testing, testing irregularity) S = Score * = No Information Available
435-435	1	BLANK
436-439	4	SCALE SCORE
440-440	1	ACHIEVED MINIMUM AT STUDENT'S STANDARD
441-442	2	BLANK

CONSOLIDATED ACCOUNTABILITY DATA FILE FORMAT

TXT File Location TO-FROM	Field Length	Field Description and Codes
443-443	1	ACHIEVED MINIMUM AT RECOMMENDED STANDARD
444-444	1	LEVEL II: SATISFACTORY ACADEMIC PERFORMANCE AT STUDENT'S STANDARD
445-446	2	BLANK
447-447	1	LEVEL II: SATISFACTORY ACADEMIC PERFORMANCE AT RECOMMENDED STANDARD
448-448	1	LEVEL III: ADVANCED ACADEMIC PERFORMANCE
449-455	7	BLANK
		<u>ENGLISH I WRITING</u>
		NOTE: Refer to positions 211–238 for an explanation of the field values.
456-464	9	COUNTY-DISTRICT-CAMPUS NUMBER
465-466	2	ENROLLED GRADE
467-467	1	HIGH SCHOOL EQUIVALENCY PROGRAM (HESP)
468-468	1	TEST VERSION S = STAAR
469-469	1	SCORE CODE A = Absent O = Other (e.g., illness during testing, testing irregularity) S = Score * = No Information Available
470-470	1	BLANK
471-474	4	SCALE SCORE
475-475	1	ACHIEVED MINIMUM AT STUDENT'S STANDARD
476-477	2	BLANK
478-478	1	ACHIEVED MINIMUM AT RECOMMENDED STANDARD
479-479	1	LEVEL II: SATISFACTORY ACADEMIC PERFORMANCE AT STUDENT'S STANDARD
480-481	2	BLANK
482-482	1	LEVEL II: SATISFACTORY ACADEMIC PERFORMANCE AT RECOMMENDED STANDARD
483-483	1	LEVEL III: ADVANCED ACADEMIC PERFORMANCE
484-490	7	BLANK
		<u>ENGLISH II READING</u>
		NOTE: Refer to positions 211–238 for an explanation of the field values.
491-499	9	COUNTY-DISTRICT-CAMPUS NUMBER
500-501	2	ENROLLED GRADE
502-502	1	HIGH SCHOOL EQUIVALENCY PROGRAM (HESP)
503-503	1	TEST VERSION S = STAAR

CONSOLIDATED ACCOUNTABILITY DATA FILE FORMAT

TXT File Location TO-FROM	Field Length	Field Description and Codes
504-504	1	SCORE CODE A = Absent O = Other (e.g., illness during testing, testing irregularity) S = Score * = No Information Available
505-505	1	BLANK
506-509	4	SCALE SCORE
510-510	1	ACHIEVED MINIMUM AT STUDENT'S STANDARD
511-512	2	BLANK
513-513	1	ACHIEVED MINIMUM AT RECOMMENDED STANDARD
514-514	1	LEVEL II: SATISFACTORY ACADEMIC PERFORMANCE AT STUDENT'S STANDARD
515-516	2	BLANK
517-517	1	LEVEL II: SATISFACTORY ACADEMIC PERFORMANCE AT RECOMMENDED STANDARD
518-518	1	LEVEL III: ADVANCED ACADEMIC PERFORMANCE
519-525	7	BLANK
		<u>ENGLISH II WRITING</u> NOTE: Refer to positions 211–238 for an explanation of the field values.
526-534	9	COUNTY-DISTRICT-CAMPUS NUMBER
535-536	2	ENROLLED GRADE
537-537	1	HIGH SCHOOL EQUIVALENCY PROGRAM (HESP)
538-538	1	TEST VERSION S = STAAR
539-539	1	SCORE CODE A = Absent O = Other (e.g., illness during testing, testing irregularity) S = Score * = No Information Available
540-540	1	BLANK
541-544	4	SCALE SCORE
545-545	1	ACHIEVED MINIMUM AT STUDENT'S STANDARD
546-547	2	BLANK
548-548	1	ACHIEVED MINIMUM AT RECOMMENDED STANDARD
549-549	1	LEVEL II: SATISFACTORY ACADEMIC PERFORMANCE AT STUDENT'S STANDARD
550-551	2	BLANK
552-552	1	LEVEL II: SATISFACTORY ACADEMIC PERFORMANCE AT RECOMMENDED STANDARD
553-553	1	LEVEL III: ADVANCED ACADEMIC PERFORMANCE
554-560	7	BLANK

CONSOLIDATED ACCOUNTABILITY DATA FILE FORMAT

**TXT File
Location
TO-FROM**

**Field
Length**

Field Description and Codes

ENGLISH III READING

NOTE: Refer to positions 211–238 for an explanation of the field values.

561-569	9	COUNTY-DISTRICT-CAMPUS NUMBER
570-571	2	ENROLLED GRADE
572-572	1	HIGH SCHOOL EQUIVALENCY PROGRAM (HESP)
573-573	1	TEST VERSION S = STAAR
574-574	1	SCORE CODE A = Absent O = Other (e.g., illness during testing, testing irregularity) S = Score * = No Information Available
575-575	1	BLANK
576-579	4	SCALE SCORE
580-580	1	ACHIEVED MINIMUM AT STUDENT’S STANDARD
581-582	2	BLANK
583-583	1	ACHIEVED MINIMUM AT RECOMMENDED STANDARD
584-584	1	LEVEL II: SATISFACTORY ACADEMIC PERFORMANCE AT STUDENT’S STANDARD
585-586	2	BLANK
587-587	1	LEVEL II: SATISFACTORY ACADEMIC PERFORMANCE AT RECOMMENDED STANDARD
588-588	1	LEVEL III: ADVANCED ACADEMIC PERFORMANCE
589-595	7	BLANK

ENGLISH III WRITING

NOTE: Refer to positions 211–238 for an explanation of the field values.

596-604	9	COUNTY-DISTRICT-CAMPUS NUMBER
605-606	2	ENROLLED GRADE
607-607	1	HIGH SCHOOL EQUIVALENCY PROGRAM (HESP)
608-608	1	TEST VERSION S = STAAR
609-609	1	SCORE CODE A = Absent O = Other (e.g., illness during testing, testing irregularity) S = Score * = No Information Available
610-610	1	BLANK
611-614	4	SCALE SCORE
615-615	1	ACHIEVED MINIMUM AT STUDENT’S STANDARD
616-617	2	BLANK

CONSOLIDATED ACCOUNTABILITY DATA FILE FORMAT

TXT File Location TO-FROM	Field Length	Field Description and Codes
618-618	1	ACHIEVED MINIMUM AT RECOMMENDED STANDARD
619-619	1	LEVEL II: SATISFACTORY ACADEMIC PERFORMANCE AT STUDENT'S STANDARD
620-621	2	BLANK
622-622	1	LEVEL II: SATISFACTORY ACADEMIC PERFORMANCE AT RECOMMENDED STANDARD
623-623	1	LEVEL III: ADVANCED ACADEMIC PERFORMANCE
624-630	7	BLANK
		<u>WORLD GEOGRAPHY</u>
		NOTE: Refer to positions 211–238 for an explanation of the field values.
631-639	9	COUNTY-DISTRICT-CAMPUS NUMBER
640-641	2	ENROLLED GRADE
642-642	1	HIGH SCHOOL EQUIVALENCY PROGRAM (HESP)
643-643	1	TEST VERSION
644-644	1	SCORE CODE
645-645	1	BLANK
646-649	4	SCALE SCORE
650-650	1	ACHIEVED MINIMUM AT STUDENT'S STANDARD
651-652	2	BLANK
653-653	1	ACHIEVED MINIMUM AT RECOMMENDED STANDARD
654-654	1	LEVEL II: SATISFACTORY ACADEMIC PERFORMANCE AT STUDENT'S STANDARD
655-656	2	BLANK
657-657	1	LEVEL II: SATISFACTORY ACADEMIC PERFORMANCE AT RECOMMENDED STANDARD
658-658	1	LEVEL III: ADVANCED ACADEMIC PERFORMANCE
659-665	7	BLANK
		<u>WORLD HISTORY</u>
		NOTE: Refer to positions 211–238 for an explanation of the field values.
666-674	9	COUNTY-DISTRICT-CAMPUS NUMBER
675-676	2	ENROLLED GRADE
677-677	1	HIGH SCHOOL EQUIVALENCY PROGRAM (HESP)
678-678	1	TEST VERSION
679-679	1	SCORE CODE
680-680	1	BLANK
681-684	4	SCALE SCORE
685-685	1	ACHIEVED MINIMUM AT STUDENT'S STANDARD
686-687	2	BLANK
688-688	1	ACHIEVED MINIMUM AT RECOMMENDED STANDARD

CONSOLIDATED ACCOUNTABILITY DATA FILE FORMAT

TXT File Location TO-FROM	Field Length	Field Description and Codes
689-689	1	LEVEL II: SATISFACTORY ACADEMIC PERFORMANCE AT STUDENT'S STANDARD
690-691	2	BLANK
692-692	1	LEVEL II: SATISFACTORY ACADEMIC PERFORMANCE AT RECOMMENDED STANDARD
693-693	1	LEVEL III: ADVANCED ACADEMIC PERFORMANCE
694-700	7	BLANK
		<u>U.S. HISTORY</u>
		NOTE: Refer to positions 211–238 for an explanation of the field values.
701-709	9	COUNTY-DISTRICT-CAMPUS NUMBER
710-711	2	ENROLLED GRADE
712-712	1	HIGH SCHOOL EQUIVALENCY PROGRAM (HESP)
713-713	1	TEST VERSION
714-714	1	SCORE CODE
715-715	1	BLANK
716-719	4	SCALE SCORE
720-720	1	ACHIEVED MINIMUM AT STUDENT'S STANDARD
721-722	2	BLANK
723-723	1	ACHIEVED MINIMUM AT RECOMMENDED STANDARD
724-724	1	LEVEL II: SATISFACTORY ACADEMIC PERFORMANCE AT STUDENT'S STANDARD
725-726	2	BLANK
727-727	1	LEVEL II: SATISFACTORY ACADEMIC PERFORMANCE AT RECOMMENDED STANDARD
728-728	1	LEVEL III: ADVANCED ACADEMIC PERFORMANCE
729-735	7	BLANK

CONSOLIDATED ACCOUNTABILITY DATA FILE FORMAT

**TXT File
Location
TO-FROM**

**Field
Length**

Field Description and Codes

FALL 2012 STAAR EOC INFORMATION

736-739	4	ADMINISTRATION DATE 1312 = Fall 2012
740-740	1	RECORD UPDATE INDICATOR 0 = No record update is needed 1 = Record update is needed—student ID information (PEIMS ID, name, date of birth) was omitted or is invalid 2 = Record update is needed—PEIMS ID from answer document matches student directory but two of the three of last name, first name, date of birth did not match 3 = Student has multiple records for the same administration and subject
741-745	5	BLANK <u>ALGEBRA I</u>
746-754	9	COUNTY-DISTRICT-CAMPUS NUMBER
755-756	2	ENROLLED GRADE (05–12)
757-757	1	HIGH SCHOOL EQUIVALENCY PROGRAM (HESP) 1 = Yes 0 = No
758-758	1	TEST VERSION S = STAAR L = STAAR L M = STAAR Modified
759-759	1	SCORE CODE A = Absent O = Other (e.g., illness during testing, testing irregularity) S = Score
760-760	1	BLANK
761-764	4	SCALE SCORE
765-765	1	ACHIEVED MINIMUM AT STUDENT’S STANDARD 1 = Yes 0 = No
766-767	2	BLANK
768-768	1	ACHIEVED MINIMUM AT RECOMMENDED STANDARD 1 = Yes 0 = No
769-769	1	LEVEL II: SATISFACTORY ACADEMIC PERFORMANCE AT STUDENT’S STANDARD 1 = Yes 0 = No
770-771	2	BLANK
772-772	1	LEVEL II: SATISFACTORY ACADEMIC PERFORMANCE AT RECOMMENDED STANDARD 1 = Yes 0 = No

CONSOLIDATED ACCOUNTABILITY DATA FILE FORMAT

TXT File Location TO-FROM	Field Length	Field Description and Codes
773-773	1	LEVEL III: ADVANCED ACADEMIC PERFORMANCE 1 = Yes 0 = No
774-780	7	BLANK <u>GEOMETRY</u> NOTE: Refer to positions 746–773 for an explanation of the field values.
781-789	9	COUNTY-DISTRICT-CAMPUS NUMBER
790-791	2	ENROLLED GRADE
792-792	1	HIGH SCHOOL EQUIVALENCY PROGRAM (HESP)
793-793	1	TEST VERSION S = STAAR L = STAAR L
794-794	1	SCORE CODE
795-795	1	BLANK
796-799	4	SCALE SCORE
800-800	1	ACHIEVED MINIMUM AT STUDENT’S STANDARD
801-802	2	BLANK
803-803	1	ACHIEVED MINIMUM AT RECOMMENDED STANDARD
804-804	1	LEVEL II: SATISFACTORY ACADEMIC PERFORMANCE AT STUDENT’S STANDARD
805-806	2	BLANK
807-807	1	LEVEL II: SATISFACTORY ACADEMIC PERFORMANCE AT RECOMMENDED STANDARD
808-808	1	LEVEL III: ADVANCED ACADEMIC PERFORMANCE
809-815	7	BLANK <u>ALGEBRA II</u> NOTE: Refer to positions 746–773 for an explanation of the field values.
816-824	9	COUNTY-DISTRICT-CAMPUS NUMBER
825-826	2	ENROLLED GRADE
827-827	1	HIGH SCHOOL EQUIVALENCY PROGRAM (HESP)
828-228	1	TEST VERSION S = STAAR L = STAAR L
829-829	1	SCORE CODE
830-830	1	BLANK
831-834	4	SCALE SCORE
835-835	1	ACHIEVED MINIMUM AT STUDENT’S STANDARD
836-837	2	BLANK
838-838	1	ACHIEVED MINIMUM AT RECOMMENDED STANDARD

CONSOLIDATED ACCOUNTABILITY DATA FILE FORMAT

TXT File Location TO-FROM	Field Length	Field Description and Codes
839-839	1	LEVEL II: SATISFACTORY ACADEMIC PERFORMANCE AT STUDENT'S STANDARD
840-841	2	BLANK
842-842	1	LEVEL II: SATISFACTORY ACADEMIC PERFORMANCE AT RECOMMENDED STANDARD
843-843	1	LEVEL III: ADVANCED ACADEMIC PERFORMANCE
844-850	7	BLANK
		<u>BIOLOGY</u>
		NOTE: Refer to positions 746–773 for an explanation of the field values.
851-859	9	COUNTY-DISTRICT-CAMPUS NUMBER
860-861	2	ENROLLED GRADE
862-862	1	HIGH SCHOOL EQUIVALENCY PROGRAM (HESP)
863-863	1	TEST VERSION
864-864	1	SCORE CODE
865-865	1	BLANK
866-869	4	SCALE SCORE
870-870	1	ACHIEVED MINIMUM AT STUDENT'S STANDARD
871-872	2	BLANK
873-873	1	ACHIEVED MINIMUM AT RECOMMENDED STANDARD
874-874	1	LEVEL II: SATISFACTORY ACADEMIC PERFORMANCE AT STUDENT'S STANDARD
875-876	2	BLANK
877-877	1	LEVEL II: SATISFACTORY ACADEMIC PERFORMANCE AT RECOMMENDED STANDARD
878-878	1	LEVEL III: ADVANCED ACADEMIC PERFORMANCE
879-885	7	BLANK
		<u>CHEMISTRY</u>
		NOTE: Refer to positions 746–773 for an explanation of the field values.
886-894	9	COUNTY-DISTRICT-CAMPUS NUMBER
895-896	2	ENROLLED GRADE
897-897	1	HIGH SCHOOL EQUIVALENCY PROGRAM (HESP)
898-898	1	TEST VERSION S = STAAR L = STAAR L
899-899	1	SCORE CODE
900-900	1	BLANK
901-904	4	SCALE SCORE
905-905	1	ACHIEVED MINIMUM AT STUDENT'S STANDARD
906-907	2	BLANK

CONSOLIDATED ACCOUNTABILITY DATA FILE FORMAT

TXT File Location TO-FROM	Field Length	Field Description and Codes
908-908	1	ACHIEVED MINIMUM AT RECOMMENDED STANDARD
909-909	1	LEVEL II: SATISFACTORY ACADEMIC PERFORMANCE AT STUDENT'S STANDARD
910-911	2	BLANK
912-912	1	LEVEL II: SATISFACTORY ACADEMIC PERFORMANCE AT RECOMMENDED STANDARD
913-913	1	LEVEL III: ADVANCED ACADEMIC PERFORMANCE
914-920	7	BLANK
		<u>PHYSICS</u>
		NOTE: Refer to positions 746–773 for an explanation of the field values.
921-929	9	COUNTY-DISTRICT-CAMPUS NUMBER
930-931	2	ENROLLED GRADE
932-932	1	HIGH SCHOOL EQUIVALENCY PROGRAM (HESP)
933-933	1	TEST VERSION S = STAAR L = STAAR L
934-934	1	SCORE CODE
935-935	1	BLANK
936-939	4	SCALE SCORE
940-940	1	ACHIEVED MINIMUM AT STUDENT'S STANDARD
941-942	2	BLANK
943-943	1	ACHIEVED MINIMUM AT RECOMMENDED STANDARD
944-944	1	LEVEL II: SATISFACTORY ACADEMIC PERFORMANCE AT STUDENT'S STANDARD
945-946	2	BLANK
947-947	1	LEVEL II: SATISFACTORY ACADEMIC PERFORMANCE AT RECOMMENDED STANDARD
948-948	1	LEVEL III: ADVANCED ACADEMIC PERFORMANCE
949-955	7	BLANK
		<u>ENGLISH I READING</u>
		NOTE: Refer to positions 746–773 for an explanation of the field values.
956-964	9	COUNTY-DISTRICT-CAMPUS NUMBER
965-966	2	ENROLLED GRADE
967-967	1	HIGH SCHOOL EQUIVALENCY PROGRAM (HESP)
968-968	1	TEST VERSION S = STAAR M = STAAR Modified
969-969	1	SCORE CODE
970-970	1	BLANK
971-974	4	SCALE SCORE

CONSOLIDATED ACCOUNTABILITY DATA FILE FORMAT

TXT File Location TO-FROM	Field Length	Field Description and Codes
975-975	1	ACHIEVED MINIMUM AT STUDENT'S STANDARD
976-977	2	BLANK
978-978	1	ACHIEVED MINIMUM AT RECOMMENDED STANDARD
979-979	1	LEVEL II: SATISFACTORY ACADEMIC PERFORMANCE AT STUDENT'S STANDARD
980-981	2	BLANK
982-982	1	LEVEL II: SATISFACTORY ACADEMIC PERFORMANCE AT RECOMMENDED STANDARD
983-983	1	LEVEL III: ADVANCED ACADEMIC PERFORMANCE
984-990	7	BLANK
		<u>ENGLISH I WRITING</u>
		NOTE: Refer to positions 746–773 for an explanation of the field values.
991-999	9	COUNTY-DISTRICT-CAMPUS NUMBER
1000-1001	2	ENROLLED GRADE
1002-1002	1	HIGH SCHOOL EQUIVALENCY PROGRAM (HESP)
1003-1003	1	TEST VERSION S = STAAR M = STAAR Modified
1004-1004	1	SCORE CODE
1005-1005	1	BLANK
1006-1009	4	SCALE SCORE
1010-1010	1	ACHIEVED MINIMUM AT STUDENT'S STANDARD
1011-1012	2	BLANK
1013-1013	1	ACHIEVED MINIMUM AT RECOMMENDED STANDARD
1014-1014	1	LEVEL II: SATISFACTORY ACADEMIC PERFORMANCE AT STUDENT'S STANDARD
1015-1016	2	BLANK
1017-1017	1	LEVEL II: SATISFACTORY ACADEMIC PERFORMANCE AT RECOMMENDED STANDARD
1018-1018	1	LEVEL III: ADVANCED ACADEMIC PERFORMANCE
1019-1025	7	BLANK
		<u>ENGLISH II READING</u>
		NOTE: Refer to positions 746–773 for an explanation of the field values.
1026-1034	9	COUNTY-DISTRICT-CAMPUS NUMBER
1035-1036	2	ENROLLED GRADE
1037-1037	1	HIGH SCHOOL EQUIVALENCY PROGRAM (HESP)
1038-1038	1	TEST VERSION S = STAAR
1039-1039	1	SCORE CODE
1040-1040	1	BLANK

CONSOLIDATED ACCOUNTABILITY DATA FILE FORMAT

TXT File Location TO-FROM	Field Length	Field Description and Codes
1041-1044	4	SCALE SCORE
1045-1045	1	ACHIEVED MINIMUM AT STUDENT'S STANDARD
1046-1047	2	BLANK
1048-1048	1	ACHIEVED MINIMUM AT RECOMMENDED STANDARD
1049-1049	1	LEVEL II: SATISFACTORY ACADEMIC PERFORMANCE AT STUDENT'S STANDARD
1050-1051	2	BLANK
1052-1052	1	LEVEL II: SATISFACTORY ACADEMIC PERFORMANCE AT RECOMMENDED STANDARD
1053-1053	1	LEVEL III: ADVANCED ACADEMIC PERFORMANCE
1054-1060	7	BLANK
		<u>ENGLISH II WRITING</u>
		NOTE: Refer to positions 746–773 for an explanation of the field values.
1061-1069	9	COUNTY-DISTRICT-CAMPUS NUMBER
1070-1071	2	ENROLLED GRADE
1072-1072	1	HIGH SCHOOL EQUIVALENCY PROGRAM (HESP)
1073-1073	1	TEST VERSION S = STAAR
1074-1074	1	SCORE CODE
1075-1075	1	BLANK
1076-1079	4	SCALE SCORE
1080-1080	1	ACHIEVED MINIMUM AT STUDENT'S STANDARD
1081-1082	2	BLANK
1083-1083	1	ACHIEVED MINIMUM AT RECOMMENDED STANDARD
1084-1084	1	LEVEL II: SATISFACTORY ACADEMIC PERFORMANCE AT STUDENT'S STANDARD
1085-1086	2	BLANK
1087-1087	1	LEVEL II: SATISFACTORY ACADEMIC PERFORMANCE AT RECOMMENDED STANDARD
1088-1088	1	LEVEL III: ADVANCED ACADEMIC PERFORMANCE
1089-1095	7	BLANK
		<u>ENGLISH III READING</u>
		NOTE: Refer to positions 746–773 for an explanation of the field values.
1096-1104	9	COUNTY-DISTRICT-CAMPUS NUMBER
1105-1106	2	ENROLLED GRADE
1107-1107	1	HIGH SCHOOL EQUIVALENCY PROGRAM (HESP)
1108-1108	1	TEST VERSION S = STAAR
1109-1109	1	SCORE CODE

CONSOLIDATED ACCOUNTABILITY DATA FILE FORMAT

TXT File Location TO-FROM	Field Length	Field Description and Codes
1110-1110	1	BLANK
1111-1114	4	SCALE SCORE
1115-1115	1	ACHIEVED MINIMUM AT STUDENT'S STANDARD
1116-1117	2	BLANK
1118-1118	1	ACHIEVED MINIMUM AT RECOMMENDED STANDARD
1119-1119	1	LEVEL II: SATISFACTORY ACADEMIC PERFORMANCE AT STUDENT'S STANDARD
1120-1121	2	BLANK
1122-1122	1	LEVEL II: SATISFACTORY ACADEMIC PERFORMANCE AT RECOMMENDED STANDARD
1123-1123	1	LEVEL III: ADVANCED ACADEMIC PERFORMANCE
1124-1130	7	BLANK
		<u>ENGLISH III WRITING</u>
		NOTE: Refer to positions 746–773 for an explanation of the field values.
1131-1139	9	COUNTY-DISTRICT-CAMPUS NUMBER
1140-1141	2	ENROLLED GRADE
1142-1142	1	HIGH SCHOOL EQUIVALENCY PROGRAM (HESP)
1143-1143	1	TEST VERSION S = STAAR
1144-1144	1	SCORE CODE
1145-1145	1	BLANK
1146-1149	4	SCALE SCORE
1150-1150	1	ACHIEVED MINIMUM AT STUDENT'S STANDARD
1151-1152	2	BLANK
1153-1153	1	ACHIEVED MINIMUM AT RECOMMENDED STANDARD
1154-1154	1	LEVEL II: SATISFACTORY ACADEMIC PERFORMANCE AT STUDENT'S STANDARD
1155-1156	2	BLANK
1157-1157	1	LEVEL II: SATISFACTORY ACADEMIC PERFORMANCE AT RECOMMENDED STANDARD
1158-1158	1	LEVEL III: ADVANCED ACADEMIC PERFORMANCE
1159-1165	7	BLANK
		<u>WORLD GEOGRAPHY</u>
		NOTE: Refer to positions 746–773 for an explanation of the field values.
1166-1174	9	COUNTY-DISTRICT-CAMPUS NUMBER
1175-1176	2	ENROLLED GRADE
1177-1177	1	HIGH SCHOOL EQUIVALENCY PROGRAM (HESP)
1178-1178	1	TEST VERSION
1179-1179	1	SCORE CODE

CONSOLIDATED ACCOUNTABILITY DATA FILE FORMAT

TXT File Location TO-FROM	Field Length	Field Description and Codes
1180-1180	1	BLANK
1181-1184	4	SCALE SCORE
1185-1185	1	ACHIEVED MINIMUM AT STUDENT'S STANDARD
1186-1187	2	BLANK
1188-1188	1	ACHIEVED MINIMUM AT RECOMMENDED STANDARD
1189-1189	1	LEVEL II: SATISFACTORY ACADEMIC PERFORMANCE AT STUDENT'S STANDARD
1190-1191	2	BLANK
1192-1192	1	LEVEL II: SATISFACTORY ACADEMIC PERFORMANCE AT RECOMMENDED STANDARD
1193-1193	1	LEVEL III: ADVANCED ACADEMIC PERFORMANCE
1194-1200	7	BLANK
		<u>WORLD HISTORY</u>
		NOTE: Refer to positions 746–773 for an explanation of the field values.
1201-1209	9	COUNTY-DISTRICT-CAMPUS NUMBER
1210-1211	2	ENROLLED GRADE
1212-1212	1	HIGH SCHOOL EQUIVALENCY PROGRAM (HESP)
1213-1213	1	TEST VERSION S = STAAR L = STAAR L
1214-1214	1	SCORE CODE
1215-1215	1	BLANK
1216-1219	4	SCALE SCORE
1220-1220	1	ACHIEVED MINIMUM AT STUDENT'S STANDARD
1221-1222	2	BLANK
1223-1223	1	ACHIEVED MINIMUM AT RECOMMENDED STANDARD
1224-1224	1	LEVEL II: SATISFACTORY ACADEMIC PERFORMANCE AT STUDENT'S STANDARD
1225-1226	2	BLANK
1227-1227	1	LEVEL II: SATISFACTORY ACADEMIC PERFORMANCE AT RECOMMENDED STANDARD
1228-1228	1	LEVEL III: ADVANCED ACADEMIC PERFORMANCE
1229-1235	7	BLANK
		<u>U.S. HISTORY</u>
		NOTE: Refer to positions 746–773 for an explanation of the field values.
1236-1244	9	COUNTY-DISTRICT-CAMPUS NUMBER
1245-1246	2	ENROLLED GRADE
1247-1247	1	HIGH SCHOOL EQUIVALENCY PROGRAM (HESP)

CONSOLIDATED ACCOUNTABILITY DATA FILE FORMAT

TXT File Location TO-FROM	Field Length	Field Description and Codes
1248-1248	1	TEST VERSION S = STAAR L = STAAR L
1249-1249	1	SCORE CODE
1250-1250	1	BLANK
1251-1254	4	SCALE SCORE
1255-1255	1	ACHIEVED MINIMUM AT STUDENT'S STANDARD
1256-1257	2	BLANK
1258-1258	1	ACHIEVED MINIMUM AT RECOMMENDED STANDARD
1259-1259	1	LEVEL II: SATISFACTORY ACADEMIC PERFORMANCE AT STUDENT'S STANDARD
1260-1261	2	BLANK
1262-1262	1	LEVEL II: SATISFACTORY ACADEMIC PERFORMANCE AT RECOMMENDED STANDARD
1263-1263	1	LEVEL III: ADVANCED ACADEMIC PERFORMANCE
1264-1270	7	BLANK

CONSOLIDATED ACCOUNTABILITY DATA FILE FORMAT

TXT File

Location TO-FROM	Field Length	Field Description and Codes
---------------------	-----------------	-----------------------------

SPRING 2013 STAAR EOC INFORMATION

1271-1274	4	ADMINISTRATION DATE 1513 = Spring 2013
1275-1275	1	RECORD UPDATE INDICATOR 0 = No record update is needed 1 = Record update is needed—student ID information (PEIMS ID, name, date of birth) was omitted or is invalid 2 = Record update is needed—PEIMS ID from answer document matches student directory but two of the three of last name, first name, date of birth did not match 3 = Student has multiple records for the same administration and subject
1276-1280	5	BLANK <u>ALGEBRA I</u>
1281-1289	9	COUNTY-DISTRICT-CAMPUS NUMBER
1290-1291	2	ENROLLED GRADE (05–12)
1292-1292	1	HIGH SCHOOL EQUIVALENCY PROGRAM (HESP) 1 = Yes 0 = No
1293-1293	1	TEST VERSION S = STAAR L = STAAR L M = STAAR Modified T = STAAR Alternate
1294-1294	1	SCORE CODE A = Absent G = STAAR Alternate Record O = Other (e.g., illness during testing, testing irregularity) S = Score
1295-1295	1	ALTERNATE ASSESSMENT CATEGORY 1 = Not Assessed 2 = Complete Score 3 = Partial Score 4 = No Response Observed
1296-1299	4	SCALE SCORE/ALTERNATE SCORE
1300-1300	1	ACHIEVED MINIMUM AT STUDENT'S STANDARD 1 = Yes 0 = No
1301-1301	1	ACHIEVED MINIMUM AT PHASE-IN 1 STANDARD 1 = Yes 0 = No
1302-1302	1	ACHIEVED MINIMUM AT PHASE-IN 2 STANDARD 1 = Yes 0 = No

CONSOLIDATED ACCOUNTABILITY DATA FILE FORMAT

TXT File Location TO-FROM	Field Length	Field Description and Codes
1303-1303	1	ACHIEVED MINIMUM AT RECOMMENDED STANDARD 1 = Yes 0 = No
1304-1304	1	LEVEL II: SATISFACTORY ACADEMIC PERFORMANCE AT STUDENT'S STANDARD 1 = Yes 0 = No
1305-1305	1	LEVEL II: SATISFACTORY ACADEMIC PERFORMANCE AT PHASE-IN 1 STANDARD 1 = Yes 0 = No
1306-1306	1	LEVEL II: SATISFACTORY ACADEMIC PERFORMANCE AT PHASE-IN 2 STANDARD 1 = Yes 0 = No
1307-1307	1	LEVEL II: SATISFACTORY ACADEMIC PERFORMANCE AT RECOMMENDED STANDARD 1 = Yes 0 = No
1308-1308	1	LEVEL III: ADVANCED ACADEMIC PERFORMANCE 1 = Yes 0 = No
1309-1310	2	RAW SCORE
1311-1311	1	STAAR GROWTH 0 = Did Not Meet 1 = Met 2 = Exceeded
1312-1315	4	BLANK <u>GEOMETRY</u> NOTE: Refer to positions 1281–1311 for an explanation of the field values.
1316-1324	9	COUNTY-DISTRICT-CAMPUS NUMBER
1325-1326	2	ENROLLED GRADE
1327-1327	1	HIGH SCHOOL EQUIVALENCY PROGRAM (HESP)
1328-1328	1	TEST VERSION
1329-1329	1	SCORE CODE
1330-1330	1	ALTERNATE ASSESSMENT CATEGORY
1331-1334	4	SCALE SCORE/ALTERNATE SCORE
1335-1335	1	ACHIEVED MINIMUM AT STUDENT'S STANDARD
1336-1336	1	ACHIEVED MINIMUM AT PHASE-IN 1 STANDARD
1337-1337	1	ACHIEVED MINIMUM AT PHASE-IN 2 STANDARD
1338-1338	1	ACHIEVED MINIMUM AT RECOMMENDED STANDARD
1339-1339	1	LEVEL II: SATISFACTORY ACADEMIC PERFORMANCE AT STUDENT'S STANDARD
1340-1340	1	LEVEL II: SATISFACTORY ACADEMIC PERFORMANCE AT PHASE-IN 1 STANDARD
1341-1341	1	LEVEL II: SATISFACTORY ACADEMIC PERFORMANCE AT PHASE-IN 2 STANDARD

CONSOLIDATED ACCOUNTABILITY DATA FILE FORMAT

TXT File Location TO-FROM	Field Length	Field Description and Codes
1342-1342	1	LEVEL II: SATISFACTORY ACADEMIC PERFORMANCE AT RECOMMENDED STANDARD
1343-1343	1	LEVEL III: ADVANCED ACADEMIC PERFORMANCE
1344-1350	7	BLANK
		<u>ALGEBRA II</u>
		NOTE: Refer to positions 1281–1311 for an explanation of the field values.
1351-1359	9	COUNTY-DISTRICT-CAMPUS NUMBER
1360-1361	2	ENROLLED GRADE
1362-1362	1	HIGH SCHOOL EQUIVALENCY PROGRAM (HESP)
1363-1363	1	TEST VERSION S = STAAR L = STAAR L
1364-1364	1	SCORE CODE A = Absent O = Other (e.g., illness during testing, testing irregularity) S = Score
1365-1365	1	BLANK
1366-1369	4	SCALE SCORE
1370-1370	1	ACHIEVED MINIMUM AT STUDENT’S STANDARD
1371-1371	1	ACHIEVED MINIMUM AT PHASE-IN 1 STANDARD
1372-1372	1	ACHIEVED MINIMUM AT PHASE-IN 2 STANDARD
1373-1373	1	ACHIEVED MINIMUM AT RECOMMENDED STANDARD
1374-1374	1	LEVEL II: SATISFACTORY ACADEMIC PERFORMANCE AT STUDENT’S STANDARD
1375-1375	1	LEVEL II: SATISFACTORY ACADEMIC PERFORMANCE AT PHASE-IN 1 STANDARD
1376-1376	1	LEVEL II: SATISFACTORY ACADEMIC PERFORMANCE AT PHASE-IN 2 STANDARD
1377-1377	1	LEVEL II: SATISFACTORY ACADEMIC PERFORMANCE AT RECOMMENDED STANDARD
1378-1378	1	LEVEL III: ADVANCED ACADEMIC PERFORMANCE AT STUDENT’S STANDARD 1 = Yes 0 = No
1379-1379	1	LEVEL III: ADVANCED ACADEMIC PERFORMANCE AT PHASE-IN STANDARD 1 = Yes 0 = No
1380-1380	1	LEVEL III: ADVANCED ACADEMIC PERFORMANCE AT RECOMMENDED STANDARD 1 = Yes 0 = No
1381-1385	5	BLANK
		<u>BIOLOGY</u>
		NOTE: Refer to positions 1281–1311 for an explanation of the field values.
1386-1394	9	COUNTY-DISTRICT-CAMPUS NUMBER
1395-1396	2	ENROLLED GRADE

CONSOLIDATED ACCOUNTABILITY DATA FILE FORMAT

TXT File Location TO-FROM	Field Length	Field Description and Codes
1397-1397	1	HIGH SCHOOL EQUIVALENCY PROGRAM (HESP)
1398-1398	1	TEST VERSION
1399-1399	1	SCORE CODE
1400-1400	1	ALTERNATE ASSESSMENT CATEGORY
1401-1404	4	SCALE SCORE/ALTERNATE SCORE
1405-1405	1	ACHIEVED MINIMUM AT STUDENT'S STANDARD
1406-1406	1	ACHIEVED MINIMUM AT PHASE-IN 1 STANDARD
1407-1407	1	ACHIEVED MINIMUM AT PHASE-IN 2 STANDARD
1408-1408	1	ACHIEVED MINIMUM AT RECOMMENDED STANDARD
1409-1409	1	LEVEL II: SATISFACTORY ACADEMIC PERFORMANCE AT STUDENT'S STANDARD
1410-1410	1	LEVEL II: SATISFACTORY ACADEMIC PERFORMANCE AT PHASE-IN 1 STANDARD
1411-1411	1	LEVEL II: SATISFACTORY ACADEMIC PERFORMANCE AT PHASE-IN 2 STANDARD
1412-1412	1	LEVEL II: SATISFACTORY ACADEMIC PERFORMANCE AT RECOMMENDED STANDARD
1413-1413	1	LEVEL III: ADVANCED ACADEMIC PERFORMANCE
1414-1420	7	BLANK
		<u>CHEMISTRY</u>
		NOTE: Refer to positions 1281–1311 for an explanation of the field values.
1421-1429	9	COUNTY-DISTRICT-CAMPUS NUMBER
1430-1431	2	ENROLLED GRADE
1432-1432	1	HIGH SCHOOL EQUIVALENCY PROGRAM (HESP)
1433-1433	1	TEST VERSION S = STAAR L = STAAR L
1434-1434	1	SCORE CODE A = Absent O = Other (e.g., illness during testing, testing irregularity) S = Score
1435-1435	1	BLANK
1436-1439	4	SCALE SCORE
1440-1440	1	ACHIEVED MINIMUM AT STUDENT'S STANDARD
1441-1441	1	ACHIEVED MINIMUM AT PHASE-IN 1 STANDARD
1442-1442	1	ACHIEVED MINIMUM AT PHASE-IN 2 STANDARD
1443-1443	1	ACHIEVED MINIMUM AT RECOMMENDED STANDARD
1444-1444	1	LEVEL II: SATISFACTORY ACADEMIC PERFORMANCE AT STUDENT'S STANDARD
1445-1445	1	LEVEL II: SATISFACTORY ACADEMIC PERFORMANCE AT PHASE-IN 1 STANDARD
1446-1446	1	LEVEL II: SATISFACTORY ACADEMIC PERFORMANCE AT PHASE-IN 2 STANDARD

CONSOLIDATED ACCOUNTABILITY DATA FILE FORMAT

TXT File Location TO-FROM	Field Length	Field Description and Codes
1447-1447	1	LEVEL II: SATISFACTORY ACADEMIC PERFORMANCE AT RECOMMENDED STANDARD
1448-1448	1	LEVEL III: ADVANCED ACADEMIC PERFORMANCE
1449-1455	7	BLANK
		<u>PHYSICS</u>
		NOTE: Refer to positions 1281–1311 for an explanation of the field values.
1456-1464	9	COUNTY-DISTRICT-CAMPUS NUMBER
1465-1466	2	ENROLLED GRADE
1467-1467	1	HIGH SCHOOL EQUIVALENCY PROGRAM (HESP)
1468-1468	1	TEST VERSION S = STAAR L = STAAR L
1469-1469	1	SCORE CODE A = Absent O = Other (e.g., illness during testing, testing irregularity) S = Score
1470-1470	1	BLANK
1471-1474	4	SCALE SCORE
1475-1475	1	ACHIEVED MINIMUM AT STUDENT’S STANDARD
1476-1476	1	ACHIEVED MINIMUM AT PHASE-IN 1 STANDARD
1477-1477	1	ACHIEVED MINIMUM AT PHASE-IN 2 STANDARD
1478-1478	1	ACHIEVED MINIMUM AT RECOMMENDED STANDARD
1479-1479	1	LEVEL II: SATISFACTORY ACADEMIC PERFORMANCE AT STUDENT’S STANDARD
1480-1480	1	LEVEL II: SATISFACTORY ACADEMIC PERFORMANCE AT PHASE-IN 1 STANDARD
1481-1481	1	LEVEL II: SATISFACTORY ACADEMIC PERFORMANCE AT PHASE-IN 2 STANDARD
1482-1482	1	LEVEL II: SATISFACTORY ACADEMIC PERFORMANCE AT RECOMMENDED STANDARD
1483-1483	1	LEVEL III: ADVANCED ACADEMIC PERFORMANCE
1484-1490	7	BLANK
		<u>ENGLISH I READING (INCLUDES ENGLISH I ALTERNATE)</u>
		NOTE: Refer to positions 1281–1311 for an explanation of the field values.
1491-1499	9	COUNTY-DISTRICT-CAMPUS NUMBER
1500-1501	2	ENROLLED GRADE
1502-1502	1	HIGH SCHOOL EQUIVALENCY PROGRAM (HESP)
1503-1503	1	TEST VERSION S = STAAR M = STAAR Modified T = STAAR Alternate
1504-1504	1	SCORE CODE
1505-1505	1	ALTERNATE ASSESSMENT CATEGORY

CONSOLIDATED ACCOUNTABILITY DATA FILE FORMAT

TXT File Location TO-FROM	Field Length	Field Description and Codes
1506-1509	4	SCALE SCORE/ALTERNATE SCORE
1510-1510	1	ACHIEVED MINIMUM AT STUDENT'S STANDARD
1511-1511	1	ACHIEVED MINIMUM AT PHASE-IN 1 STANDARD
1512-1512	1	ACHIEVED MINIMUM AT PHASE-IN 2 STANDARD
1513-1513	1	ACHIEVED MINIMUM AT RECOMMENDED STANDARD
1514-1514	1	LEVEL II: SATISFACTORY ACADEMIC PERFORMANCE AT STUDENT'S STANDARD
1515-1515	1	LEVEL II: SATISFACTORY ACADEMIC PERFORMANCE AT PHASE-IN 1 STANDARD
1516-1516	1	LEVEL II: SATISFACTORY ACADEMIC PERFORMANCE AT PHASE-IN 2 STANDARD
1517-1517	1	LEVEL II: SATISFACTORY ACADEMIC PERFORMANCE AT RECOMMENDED STANDARD
1518-1518	1	LEVEL III: ADVANCED ACADEMIC PERFORMANCE
1519-1520	2	RAW SCORE
1521-1521	1	STAAR GROWTH
1522-1525	4	BLANK
		<u>ENGLISH I WRITING</u>
		NOTE: Refer to positions 1281–1311 for an explanation of the field values.
1526-1534	9	COUNTY-DISTRICT-CAMPUS NUMBER
1535-1536	2	ENROLLED GRADE
1537-1537	1	HIGH SCHOOL EQUIVALENCY PROGRAM (HESP)
1538-1538	1	TEST VERSION S = STAAR M = STAAR Modified
1539-1539	1	SCORE CODE A = Absent O = Other (e.g., illness during testing, testing irregularity) S = Score
1540-1540	1	BLANK
1541-1544	4	SCALE SCORE
1545-1545	1	ACHIEVED MINIMUM AT STUDENT'S STANDARD
1546-1546	1	ACHIEVED MINIMUM AT PHASE-IN 1 STANDARD
1547-1547	1	ACHIEVED MINIMUM AT PHASE-IN 2 STANDARD
1548-1548	1	ACHIEVED MINIMUM AT RECOMMENDED STANDARD
1549-1549	1	LEVEL II: SATISFACTORY ACADEMIC PERFORMANCE AT STUDENT'S STANDARD
1550-1550	1	LEVEL II: SATISFACTORY ACADEMIC PERFORMANCE AT PHASE-IN 1 STANDARD
1551-1551	1	LEVEL II: SATISFACTORY ACADEMIC PERFORMANCE AT PHASE-IN 2 STANDARD
1552-1552	1	LEVEL II: SATISFACTORY ACADEMIC PERFORMANCE AT RECOMMENDED STANDARD
1553-1553	1	LEVEL III: ADVANCED ACADEMIC PERFORMANCE

CONSOLIDATED ACCOUNTABILITY DATA FILE FORMAT

TXT File Location TO-FROM	Field Length	Field Description and Codes
1554-1560	7	BLANK
		<u>ENGLISH II READING (INCLUDES ENGLISH II ALTERNATE)</u>
		NOTE: Refer to positions 1281–1311 for an explanation of the field values.
1561-1569	9	COUNTY-DISTRICT-CAMPUS NUMBER
1570-1571	2	ENROLLED GRADE
1572-1572	1	HIGH SCHOOL EQUIVALENCY PROGRAM (HESP)
1573-1573	1	TEST VERSION S = STAAR M = STAAR Modified T = STAAR Alternate
1574-1574	1	SCORE CODE
1575-1575	1	ALTERNATE ASSESSMENT CATEGORY
1576-1579	4	SCALE SCORE/ALTERNATE SCORE
1580-1580	1	ACHIEVED MINIMUM AT STUDENT’S STANDARD
1581-1581	1	ACHIEVED MINIMUM AT PHASE-IN 1 STANDARD
1582-1582	1	ACHIEVED MINIMUM AT PHASE-IN 2 STANDARD
1583-1583	1	ACHIEVED MINIMUM AT RECOMMENDED STANDARD
1584-1584	1	LEVEL II: SATISFACTORY ACADEMIC PERFORMANCE AT STUDENT’S STANDARD
1585-1585	1	LEVEL II: SATISFACTORY ACADEMIC PERFORMANCE AT PHASE-IN 1 STANDARD
1586-1586	1	LEVEL II: SATISFACTORY ACADEMIC PERFORMANCE AT PHASE-IN 2 STANDARD
1587-1587	1	LEVEL II: SATISFACTORY ACADEMIC PERFORMANCE AT RECOMMENDED STANDARD
1588-1588	1	LEVEL III: ADVANCED ACADEMIC PERFORMANCE
1589-1590	2	RAW SCORE
1591-1591	1	STAAR GROWTH
1592-1595	4	BLANK
		<u>ENGLISH II WRITING</u>
		NOTE: Refer to positions 1281–1311 for an explanation of the field values.
1596-1604	9	COUNTY-DISTRICT-CAMPUS NUMBER
1605-1606	2	ENROLLED GRADE
1607-1607	1	HIGH SCHOOL EQUIVALENCY PROGRAM (HESP)
1608-1608	1	TEST VERSION S = STAAR M = STAAR Modified
1609-1609	1	SCORE CODE A = Absent O = Other (e.g., illness during testing, testing irregularity) S = Score
1610-1610	1	BLANK

CONSOLIDATED ACCOUNTABILITY DATA FILE FORMAT

TXT File Location TO-FROM	Field Length	Field Description and Codes
1611-1614	4	SCALE SCORE
1615-1615	1	ACHIEVED MINIMUM AT STUDENT’S STANDARD
1616-1616	1	ACHIEVED MINIMUM AT PHASE-IN 1 STANDARD
1617-1617	1	ACHIEVED MINIMUM AT PHASE-IN 2 STANDARD
1618-1618	1	ACHIEVED MINIMUM AT RECOMMENDED STANDARD
1619-1619	1	LEVEL II: SATISFACTORY ACADEMIC PERFORMANCE AT STUDENT’S STANDARD
1620-1620	1	LEVEL II: SATISFACTORY ACADEMIC PERFORMANCE AT PHASE-IN 1 STANDARD
1621-1621	1	LEVEL II: SATISFACTORY ACADEMIC PERFORMANCE AT PHASE-IN 2 STANDARD
1622-1622	1	LEVEL II: SATISFACTORY ACADEMIC PERFORMANCE AT RECOMMENDED STANDARD
1623-1623	1	LEVEL III: ADVANCED ACADEMIC PERFORMANCE
1624-1625	2	RAW SCORE
1626-1626	1	STAAR GROWTH
1627-1630	4	BLANK
		<u>ENGLISH III READING (INCLUDES ENGLISH III ALTERNATE)</u>
		NOTE: Refer to positions 1281–1311 for an explanation of the field values.
1631-1639	9	COUNTY-DISTRICT-CAMPUS NUMBER
1640-1641	2	ENROLLED GRADE
1642-1642	1	HIGH SCHOOL EQUIVALENCY PROGRAM (HESP)
1643-1643	1	TEST VERSION S = STAAR T = STAAR Alternate
1644-1644	1	SCORE CODE
1645-1645	1	ALTERNATE ASSESSMENT CATEGORY
1646-1649	4	SCALE SCORE/ALTERNATE SCORE
1650-1650	1	ACHIEVED MINIMUM AT STUDENT’S STANDARD
1651-1651	1	ACHIEVED MINIMUM AT PHASE-IN 1 STANDARD
1652-1652	1	ACHIEVED MINIMUM AT PHASE-IN 2 STANDARD
1653-1653	1	ACHIEVED MINIMUM AT RECOMMENDED STANDARD
1654-1654	1	LEVEL II: SATISFACTORY ACADEMIC PERFORMANCE AT STUDENT’S STANDARD
1655-1655	1	LEVEL II: SATISFACTORY ACADEMIC PERFORMANCE AT PHASE-IN 1 STANDARD
1656-1656	1	LEVEL II: SATISFACTORY ACADEMIC PERFORMANCE AT PHASE-IN 2 STANDARD
1657-1657	1	LEVEL II: SATISFACTORY ACADEMIC PERFORMANCE AT RECOMMENDED STANDARD
1658-1658	1	LEVEL III: ADVANCED ACADEMIC PERFORMANCE AT STUDENT’S STANDARD 1 = Yes 0 = No

CONSOLIDATED ACCOUNTABILITY DATA FILE FORMAT

TXT File Location TO-FROM	Field Length	Field Description and Codes
1659-1659	1	LEVEL III: ADVANCED ACADEMIC PERFORMANCE AT PHASE-IN STANDARD 1 = Yes 0 = No
1660-1660	1	LEVEL III: ADVANCED ACADEMIC PERFORMANCE AT RECOMMENDED STANDARD 1 = Yes 0 = No
1661-1665	5	BLANK <u>ENGLISH III WRITING</u> NOTE: Refer to positions 1281–1311 for an explanation of the field values.
1666-1674	9	COUNTY-DISTRICT-CAMPUS NUMBER
1675-1676	2	ENROLLED GRADE
1677-1677	1	HIGH SCHOOL EQUIVALENCY PROGRAM (HESP)
1678-1678	1	TEST VERSION S = STAAR
1679-1679	1	SCORE CODE A = Absent O = Other (e.g., illness during testing, testing irregularity) S = Score
1680-1680	1	BLANK
1681-1684	4	SCALE SCORE
1685-1685	1	ACHIEVED MINIMUM AT STUDENT'S STANDARD
1686-1686	1	ACHIEVED MINIMUM AT PHASE-IN 1 STANDARD
1687-1687	1	ACHIEVED MINIMUM AT PHASE-IN 2 STANDARD
1688-1688	1	ACHIEVED MINIMUM AT RECOMMENDED STANDARD
1689-1689	1	LEVEL II: SATISFACTORY ACADEMIC PERFORMANCE AT STUDENT'S STANDARD
1690-1690	1	LEVEL II: SATISFACTORY ACADEMIC PERFORMANCE AT PHASE-IN 1 STANDARD
1691-1691	1	LEVEL II: SATISFACTORY ACADEMIC PERFORMANCE AT PHASE-IN 2 STANDARD
1692-1692	1	LEVEL II: SATISFACTORY ACADEMIC PERFORMANCE AT RECOMMENDED STANDARD
1693-1693	1	LEVEL III: ADVANCED ACADEMIC PERFORMANCE AT STUDENT'S STANDARD 1 = Yes 0 = No
1694-1694	1	LEVEL III: ADVANCED ACADEMIC PERFORMANCE AT PHASE-IN STANDARD 1 = Yes 0 = No
1695-1695	1	LEVEL III: ADVANCED ACADEMIC PERFORMANCE AT RECOMMENDED STANDARD 1 = Yes 0 = No
1696-1700	5	BLANK

CONSOLIDATED ACCOUNTABILITY DATA FILE FORMAT

TXT File

Location

TO-FROM

Field

Length

Field Description and Codes

WORLD GEOGRAPHY

NOTE: Refer to positions 1281–1311 for an explanation of the field values.

1701-1709	9	COUNTY-DISTRICT-CAMPUS NUMBER
1710-1711	2	ENROLLED GRADE
1712-1712	1	HIGH SCHOOL EQUIVALENCY PROGRAM (HESP)
1713-1713	1	TEST VERSION
1714-1714	1	SCORE CODE
1715-1715	1	ALTERNATE ASSESSMENT CATEGORY
1716-1719	4	SCALE SCORE/ALTERNATE SCORE
1720-1720	1	ACHIEVED MINIMUM AT STUDENT'S STANDARD
1721-1721	1	ACHIEVED MINIMUM AT PHASE-IN 1 STANDARD
1722-1722	1	ACHIEVED MINIMUM AT PHASE-IN 2 STANDARD
1723-1723	1	ACHIEVED MINIMUM AT RECOMMENDED STANDARD
1724-1724	1	LEVEL II: SATISFACTORY ACADEMIC PERFORMANCE AT STUDENT'S STANDARD
1725-1725	1	LEVEL II: SATISFACTORY ACADEMIC PERFORMANCE AT PHASE-IN 1 STANDARD
1726-1726	1	LEVEL II: SATISFACTORY ACADEMIC PERFORMANCE AT PHASE-IN 2 STANDARD
1727-1727	1	LEVEL II: SATISFACTORY ACADEMIC PERFORMANCE AT RECOMMENDED STANDARD
1728-1728	1	LEVEL III: ADVANCED ACADEMIC PERFORMANCE
1729-1735	7	BLANK

WORLD HISTORY

NOTE: Refer to positions 1281–1311 for an explanation of the field values.

1736-1744	9	COUNTY-DISTRICT-CAMPUS NUMBER
1745-1746	2	ENROLLED GRADE
1747-1747	1	HIGH SCHOOL EQUIVALENCY PROGRAM (HESP)
1748-1748	1	TEST VERSION
1749-1749	1	SCORE CODE
1750-1750	1	ALTERNATE ASSESSMENT CATEGORY
1751-1754	4	SCALE SCORE/ALTERNATE SCORE
1755-1755	1	ACHIEVED MINIMUM AT STUDENT'S STANDARD
1756-1756	1	ACHIEVED MINIMUM AT PHASE-IN 1 STANDARD
1757-1757	1	ACHIEVED MINIMUM AT PHASE-IN 2 STANDARD
1758-1758	1	ACHIEVED MINIMUM AT RECOMMENDED STANDARD
1759-1759	1	LEVEL II: SATISFACTORY ACADEMIC PERFORMANCE AT STUDENT'S STANDARD
1760-1760	1	LEVEL II: SATISFACTORY ACADEMIC PERFORMANCE AT PHASE-IN 1 STANDARD
1761-1761	1	LEVEL II: SATISFACTORY ACADEMIC PERFORMANCE AT PHASE-IN 2 STANDARD

CONSOLIDATED ACCOUNTABILITY DATA FILE FORMAT

TXT File Location TO-FROM	Field Length	Field Description and Codes
1762-1762	1	LEVEL II: SATISFACTORY ACADEMIC PERFORMANCE AT RECOMMENDED STANDARD
1763-1763	1	LEVEL III: ADVANCED ACADEMIC PERFORMANCE
1764-1770	7	BLANK
		<u>U.S. HISTORY</u>
		NOTE: Refer to positions 1281–1311 for an explanation of the field values.
1771-1779	9	COUNTY-DISTRICT-CAMPUS NUMBER
1780-1781	2	ENROLLED GRADE
1782-1782	1	HIGH SCHOOL EQUIVALENCY PROGRAM (HESP)
1783-1783	1	TEST VERSION S = STAAR L = STAAR L T = STAAR Alternate
1784-1784	1	SCORE CODE
1785-1785	1	ALTERNATE ASSESSMENT CATEGORY
1786-1789	4	SCALE SCORE/ALTERNATE SCORE
1790-1790	1	ACHIEVED MINIMUM AT STUDENT'S STANDARD
1791-1791	1	ACHIEVED MINIMUM AT PHASE-IN 1 STANDARD
1792-1792	1	ACHIEVED MINIMUM AT PHASE-IN 2 STANDARD
1793-1793	1	ACHIEVED MINIMUM AT RECOMMENDED STANDARD
1794-1794	1	LEVEL II: SATISFACTORY ACADEMIC PERFORMANCE AT STUDENT'S STANDARD
1795-1795	1	LEVEL II: SATISFACTORY ACADEMIC PERFORMANCE AT PHASE-IN 1 STANDARD
1796-1796	1	LEVEL II: SATISFACTORY ACADEMIC PERFORMANCE AT PHASE-IN 2 STANDARD
1797-1797	1	LEVEL II: SATISFACTORY ACADEMIC PERFORMANCE AT RECOMMENDED STANDARD
1798-1798	1	LEVEL III: ADVANCED ACADEMIC PERFORMANCE
1799-2875	1077	BLANK

CONSOLIDATED ACCOUNTABILITY DATA FILE FORMAT

TXT File

Location TO-FROM	Field Length	Field Description and Codes
---------------------	-----------------	-----------------------------

SPRING 2012 STAAR EOC INFORMATION

NOTE: Previous year assessment data is used only as needed for calculating STAAR growth.

2876-2879	4	ADMINSTRATION DATE 1512 = Spring 2012
2880-2885	6	BLANK <u>ALGEBRA I</u>
2886-2894	9	COUNTY-DISTRICT-CAMPUS NUMBER
2895-2896	2	ENROLLED GRADE (05–12)
2897-2897	1	HIGH SCHOOL EQUIVALENCY PROGRAM (HESP) 1 = Yes 0 = No
2898-2898	1	TEST VERSION S = STAAR L = STAAR L M = STAAR Modified T = STAAR Alternate
2899-2899	1	SCORE CODE A = Absent G = STAAR Alternate Record O = Other (e.g., illness during testing, testing irregularity) S = Score
2900-2900	1	ALTERNATE ASSESSMENT CATEGORY 1 = Not Assessed 2 = Complete Score 3 = Partial Score 4 = No Response Observed
2901-2904	4	SCALE SCORE/ALTERNATE SCORE
2905-2905	1	ACHIEVED MINIMUM AT STUDENT’S STANDARD 1 = Yes 0 = No
2906-2907	2	BLANK
2908-2908	1	ACHIEVED MINIMUM AT RECOMMENDED STANDARD 1 = Yes 0 = No
2909-2909	1	LEVEL II: SATISFACTORY ACADEMIC PERFORMANCE AT STUDENT’S STANDARD 1 = Yes 0 = No
2910-2911	2	BLANK
2912-2912	1	LEVEL II: SATISFACTORY ACADEMIC PERFORMANCE AT RECOMMENDED STANDARD 1 = Yes 0 = No

CONSOLIDATED ACCOUNTABILITY DATA FILE FORMAT

TXT File Location TO-FROM	Field Length	Field Description and Codes
2913-2913	1	LEVEL III: ADVANCED ACADEMIC PERFORMANCE 1 = Yes 0 = No
2914-2920	7	BLANK <u>GEOMETRY</u> NOTE: Refer to positions 2886–2913 for an explanation of the field values.
2921-2929	9	COUNTY-DISTRICT-CAMPUS NUMBER
2930-2931	2	ENROLLED GRADE
2932-2932	1	HIGH SCHOOL EQUIVALENCY PROGRAM (HESP)
2933-2933	1	TEST VERSION S = STAAR L = STAAR L T = STAAR Alternate
2934-2934	1	SCORE CODE
2935-2935	1	ALTERNATE ASSESSMENT CATEGORY
2936-2939	4	SCALE SCORE/ALTERNATE SCORE
2940-2940	1	ACHIEVED MINIMUM AT STUDENT’S STANDARD
2941-2942	2	BLANK
2943-2943	1	ACHIEVED MINIMUM AT RECOMMENDED STANDARD
2944-2944	1	LEVEL II: SATISFACTORY ACADEMIC PERFORMANCE AT STUDENT’S STANDARD
2945-2946	2	BLANK
2947-2947	1	LEVEL II: SATISFACTORY ACADEMIC PERFORMANCE AT RECOMMENDED STANDARD
2948-2948	1	LEVEL III: ADVANCED ACADEMIC PERFORMANCE
2949-2955	7	BLANK <u>ALGEBRA II</u> NOTE: Refer to positions 2886–2913 for an explanation of the field values.
2956-2964	9	COUNTY-DISTRICT-CAMPUS NUMBER
2965-2966	2	ENROLLED GRADE
2967-2967	1	HIGH SCHOOL EQUIVALENCY PROGRAM (HESP)
2968-2968	1	TEST VERSION S = STAAR L = STAAR L
2969-2969	1	SCORE CODE A = Absent O = Other (e.g., illness during testing, testing irregularity) S = Score
2970-2970	1	BLANK
2971-2974	4	SCALE SCORE

CONSOLIDATED ACCOUNTABILITY DATA FILE FORMAT

TXT File Location TO-FROM	Field Length	Field Description and Codes
2975-2975	1	ACHIEVED MINIMUM AT STUDENT'S STANDARD
2976-2977	2	BLANK
2978-2978	1	ACHIEVED MINIMUM AT RECOMMENDED STANDARD
2979-2979	1	LEVEL II: SATISFACTORY ACADEMIC PERFORMANCE AT STUDENT'S STANDARD
2980-2981	2	BLANK
2982-2982	1	LEVEL II: SATISFACTORY ACADEMIC PERFORMANCE AT RECOMMENDED STANDARD
2983-2983	1	LEVEL III: ADVANCED ACADEMIC PERFORMANCE AT STUDENT'S STANDARD 1 = Yes 0 = No
2984-2990	7	BLANK <u>BIOLOGY</u> NOTE: Refer to positions 2886–2913 for an explanation of the field values.
2991-2999	9	COUNTY-DISTRICT-CAMPUS NUMBER
3000-3001	2	ENROLLED GRADE
3002-3002	1	HIGH SCHOOL EQUIVALENCY PROGRAM (HESP)
3003-3003	1	TEST VERSION
3004-3004	1	SCORE CODE
3005-3005	1	ALTERNATE ASSESSMENT CATEGORY
3006-3009	4	SCALE SCORE/ALTERNATE SCORE
3010-3010	1	ACHIEVED MINIMUM AT STUDENT'S STANDARD
3011-3012	2	BLANK
3013-3013	1	ACHIEVED MINIMUM AT RECOMMENDED STANDARD
3014-3014	1	LEVEL II: SATISFACTORY ACADEMIC PERFORMANCE AT STUDENT'S STANDARD
3015-3016	2	BLANK
3017-3017	1	LEVEL II: SATISFACTORY ACADEMIC PERFORMANCE AT RECOMMENDED STANDARD
3018-3018	1	LEVEL III: ADVANCED ACADEMIC PERFORMANCE
3019-3025	7	BLANK <u>CHEMISTRY</u> NOTE: Refer to positions 2886–2913 for an explanation of the field values.
3026-3034	9	COUNTY-DISTRICT-CAMPUS NUMBER
3035-3036	2	ENROLLED GRADE
3037-3037	1	HIGH SCHOOL EQUIVALENCY PROGRAM (HESP)
3038-3038	1	TEST VERSION S = STAAR L = STAAR L

CONSOLIDATED ACCOUNTABILITY DATA FILE FORMAT

TXT File Location TO-FROM	Field Length	Field Description and Codes
3039-3039	1	SCORE CODE A = Absent O = Other (e.g., illness during testing, testing irregularity) S = Score
3040-3040	1	BLANK
3041-3044	4	SCALE SCORE
3045-3045	1	ACHIEVED MINIMUM AT STUDENT'S STANDARD
3046-3047	2	BLANK
3048-3048	1	ACHIEVED MINIMUM AT RECOMMENDED STANDARD
3049-3049	1	LEVEL II: SATISFACTORY ACADEMIC PERFORMANCE AT STUDENT'S STANDARD
3050-3051	2	BLANK
3052-3052	1	LEVEL II: SATISFACTORY ACADEMIC PERFORMANCE AT RECOMMENDED STANDARD
3053-3053	1	LEVEL III: ADVANCED ACADEMIC PERFORMANCE
3054-3060	7	BLANK
		<u>PHYSICS</u>
		NOTE: Refer to positions 2886–2913 for an explanation of the field values.
3061-3069	9	COUNTY-DISTRICT-CAMPUS NUMBER
3070-3071	2	ENROLLED GRADE
3072-3072	1	HIGH SCHOOL EQUIVALENCY PROGRAM (HESP)
3073-3073	1	TEST VERSION S = STAAR L = STAAR L
3074-3074	1	SCORE CODE A = Absent O = Other (e.g., illness during testing, testing irregularity) S = Score
3075-3075	1	BLANK
3076-3079	4	SCALE SCORE
3080-3080	1	ACHIEVED MINIMUM AT STUDENT'S STANDARD
3081-3082	2	BLANK
3083-3083	1	ACHIEVED MINIMUM AT RECOMMENDED STANDARD
3084-3084	1	LEVEL II: SATISFACTORY ACADEMIC PERFORMANCE AT STUDENT'S STANDARD
3085-3086	2	BLANK
3087-3087	1	LEVEL II: SATISFACTORY ACADEMIC PERFORMANCE AT RECOMMENDED STANDARD
3088-3088	1	LEVEL III: ADVANCED ACADEMIC PERFORMANCE
3089-3095	7	BLANK

CONSOLIDATED ACCOUNTABILITY DATA FILE FORMAT

TXT File

Location TO-FROM	Field Length	Field Description and Codes
---------------------	-----------------	-----------------------------

ENGLISH I READING (INCLUDES ENGLISH I ALTERNATE)

NOTE: Refer to positions 2886–2913 for an explanation of the field values.

3096-3104	9	COUNTY-DISTRICT-CAMPUS NUMBER
3105-3106	2	ENROLLED GRADE
3107-3107	1	HIGH SCHOOL EQUIVALENCY PROGRAM (HESP)
3108-3108	1	TEST VERSION S = STAAR M = STAAR Modified T = STAAR Alternate
3109-3109	1	SCORE CODE A = Absent O = Other (e.g., illness during testing, testing irregularity) S = Score * = No Information Available
3110-3110	1	ALTERNATE ASSESSMENT CATEGORY
3111-3114	4	SCALE SCORE/ALTERNATE SCORE
3115-3115	1	ACHIEVED MINIMUM AT STUDENT'S STANDARD
3116-3117	2	BLANK
3118-3118	1	ACHIEVED MINIMUM AT RECOMMENDED STANDARD
3119-3119	1	LEVEL II: SATISFACTORY ACADEMIC PERFORMANCE AT STUDENT'S STANDARD
3120-3121	2	BLANK
3122-3122	1	LEVEL II: SATISFACTORY ACADEMIC PERFORMANCE AT RECOMMENDED STANDARD
3123-3123	1	LEVEL III: ADVANCED ACADEMIC PERFORMANCE
3124-3130	7	BLANK

ENGLISH I WRITING

NOTE: Refer to positions 2886–2913 for an explanation of the field values.

3131-3139	9	COUNTY-DISTRICT-CAMPUS NUMBER
3140-3141	2	ENROLLED GRADE
3142-3142	1	HIGH SCHOOL EQUIVALENCY PROGRAM (HESP)
3143-3143	1	TEST VERSION S = STAAR M = STAAR Modified
3144-3144	1	SCORE CODE A = Absent O = Other (e.g., illness during testing, testing irregularity) S = Score * = No Information Available
3145-3145	1	BLANK
3146-3149	4	SCALE SCORE

CONSOLIDATED ACCOUNTABILITY DATA FILE FORMAT

TXT File Location TO-FROM	Field Length	Field Description and Codes
3150-3150	1	ACHIEVED MINIMUM AT STUDENT'S STANDARD
3151-3152	2	BLANK
3153-3153	1	ACHIEVED MINIMUM AT RECOMMENDED STANDARD
3154-3154	1	LEVEL II: SATISFACTORY ACADEMIC PERFORMANCE AT STUDENT'S STANDARD
3155-3156	2	BLANK
3157-3157	1	LEVEL II: SATISFACTORY ACADEMIC PERFORMANCE AT RECOMMENDED STANDARD
3158-3158	1	LEVEL III: ADVANCED ACADEMIC PERFORMANCE
3159-3165	7	BLANK
		<u>ENGLISH II READING (INCLUDES ENGLISH II ALTERNATE)</u>
		NOTE: Refer to positions 2886–2913 for an explanation of the field values.
3166-3174	9	COUNTY-DISTRICT-CAMPUS NUMBER
3175-3176	2	ENROLLED GRADE
3177-3177	1	HIGH SCHOOL EQUIVALENCY PROGRAM (HESP)
3178-3178	1	TEST VERSION S = STAAR T = STAAR Alternate
3179-3179	1	SCORE CODE A = Absent O = Other (e.g., illness during testing, testing irregularity) S = Score * = No Information Available
3180-3180	1	ALTERNATE ASSESSMENT CATEGORY
3181-3184	4	SCALE SCORE/ALTERNATE SCORE
3185-3185	1	ACHIEVED MINIMUM AT STUDENT'S STANDARD
3186-3187	2	BLANK
3188-3188	1	ACHIEVED MINIMUM AT RECOMMENDED STANDARD
3189-3189	1	LEVEL II: SATISFACTORY ACADEMIC PERFORMANCE AT STUDENT'S STANDARD
3190-3191	2	BLANK
3192-3192	1	LEVEL II: SATISFACTORY ACADEMIC PERFORMANCE AT RECOMMENDED STANDARD
3193-3193	1	LEVEL III: ADVANCED ACADEMIC PERFORMANCE
3194-3200	7	BLANK
		<u>ENGLISH II WRITING</u>
		NOTE: Refer to positions 2886–2913 for an explanation of the field values.
3201-3209	9	COUNTY-DISTRICT-CAMPUS NUMBER
3210-3211	2	ENROLLED GRADE
3212-3212	1	HIGH SCHOOL EQUIVALENCY PROGRAM (HESP)

CONSOLIDATED ACCOUNTABILITY DATA FILE FORMAT

TXT File Location TO-FROM	Field Length	Field Description and Codes
3213-3213	1	TEST VERSION S = STAAR
3214-3214	1	SCORE CODE A = Absent O = Other (e.g., illness during testing, testing irregularity) S = Score * = No Information Available
3215-3215	1	BLANK
3216-3219	4	SCALE SCORE
3220-3220	1	ACHIEVED MINIMUM AT STUDENT'S STANDARD
3221-3222	2	BLANK
3223-3223	1	ACHIEVED MINIMUM AT RECOMMENDED STANDARD
3224-3224	1	LEVEL II: SATISFACTORY ACADEMIC PERFORMANCE AT STUDENT'S STANDARD
3225-3226	2	BLANK
3227-3227	1	LEVEL II: SATISFACTORY ACADEMIC PERFORMANCE AT RECOMMENDED STANDARD
3228-3228	1	LEVEL III: ADVANCED ACADEMIC PERFORMANCE
3229-3235	7	BLANK
		<u>ENGLISH III READING (INCLUDES ENGLISH III ALTERNATE)</u> NOTE: Refer to positions 2886–2913 for an explanation of the field values.
3236-3244	9	COUNTY-DISTRICT-CAMPUS NUMBER
3245-3246	2	ENROLLED GRADE
3247-3247	1	HIGH SCHOOL EQUIVALENCY PROGRAM (HESP)
3248-3248	1	TEST VERSION S = STAAR T = STAAR Alternate
3249-3249	1	SCORE CODE A = Absent O = Other (e.g., illness during testing, testing irregularity) S = Score * = No Information Available
3250-3250	1	ALTERNATE ASSESSMENT CATEGORY
3251-3254	4	SCALE SCORE/ALTERNATE SCORE
3255-3255	1	ACHIEVED MINIMUM AT STUDENT'S STANDARD
3256-3257	2	BLANK
3258-3258	1	ACHIEVED MINIMUM AT RECOMMENDED STANDARD
3259-3259	1	LEVEL II: SATISFACTORY ACADEMIC PERFORMANCE AT STUDENT'S STANDARD
3260-3261	2	BLANK
3262-3262	1	LEVEL II: SATISFACTORY ACADEMIC PERFORMANCE AT RECOMMENDED STANDARD

CONSOLIDATED ACCOUNTABILITY DATA FILE FORMAT

TXT File Location TO-FROM	Field Length	Field Description and Codes
3263-3263	1	LEVEL III: ADVANCED ACADEMIC PERFORMANCE AT STUDENT'S STANDARD 1 = Yes 0 = No
3264-3270	7	BLANK <u>ENGLISH III WRITING</u> NOTE: Refer to positions 2886–2913 for an explanation of the field values.
3271-3279	9	COUNTY-DISTRICT-CAMPUS NUMBER
3280-3281	2	ENROLLED GRADE
3282-3282	1	HIGH SCHOOL EQUIVALENCY PROGRAM (HESP)
3283-3283	1	TEST VERSION S = STAAR
3284-3284	1	SCORE CODE A = Absent O = Other (e.g., illness during testing, testing irregularity) S = Score * = No Information Available
3285-3285	1	BLANK
3286-3289	4	SCALE SCORE
3290-3290	1	ACHIEVED MINIMUM AT STUDENT'S STANDARD
3291-3292	2	BLANK
3293-3293	1	ACHIEVED MINIMUM AT RECOMMENDED STANDARD
3294-3294	1	LEVEL II: SATISFACTORY ACADEMIC PERFORMANCE AT STUDENT'S STANDARD
3295-3296	2	BLANK
3297-3297	1	LEVEL II: SATISFACTORY ACADEMIC PERFORMANCE AT RECOMMENDED STANDARD
3298-3298	1	LEVEL III: ADVANCED ACADEMIC PERFORMANCE AT STUDENT'S STANDARD 1 = Yes 0 = No
3299-3305	7	BLANK <u>WORLD GEOGRAPHY</u> NOTE: Refer to positions 2886–2913 for an explanation of the field values.
3306-3314	9	COUNTY-DISTRICT-CAMPUS NUMBER
3315-3316	2	ENROLLED GRADE
3317-3317	1	HIGH SCHOOL EQUIVALENCY PROGRAM (HESP)
3318-3318	1	TEST VERSION
3319-3319	1	SCORE CODE
3320-3320	1	ALTERNATE ASSESSMENT CATEGORY
3321-3324	4	SCALE SCORE/ALTERNATE SCORE
3325-3325	1	ACHIEVED MINIMUM AT STUDENT'S STANDARD

CONSOLIDATED ACCOUNTABILITY DATA FILE FORMAT

TXT File Location TO-FROM	Field Length	Field Description and Codes
3326-3327	2	BLANK
3328-3328	1	ACHIEVED MINIMUM AT RECOMMENDED STANDARD
3329-3329	1	LEVEL II: SATISFACTORY ACADEMIC PERFORMANCE AT STUDENT'S STANDARD
3330-3331	2	BLANK
3332-3332	1	LEVEL II: SATISFACTORY ACADEMIC PERFORMANCE AT RECOMMENDED STANDARD
3333-3333	1	LEVEL III: ADVANCED ACADEMIC PERFORMANCE
3334-3340	7	BLANK
		<u>WORLD HISTORY</u>
		NOTE: Refer to positions 2886–2913 for an explanation of the field values.
3341-3349	9	COUNTY-DISTRICT-CAMPUS NUMBER
3350-3351	2	ENROLLED GRADE
3352-3352	1	HIGH SCHOOL EQUIVALENCY PROGRAM (HESP)
3353-3353	1	TEST VERSION S = STAAR L = STAAR L T = STAAR Alternate
3354-3354	1	SCORE CODE
3355-3355	1	ALTERNATE ASSESSMENT CATEGORY
3356-3359	4	SCALE SCORE/ALTERNATE SCORE
3360-3360	1	ACHIEVED MINIMUM AT STUDENT'S STANDARD
3361-3362	2	BLANK
3363-3363	1	ACHIEVED MINIMUM AT RECOMMENDED STANDARD
3364-3364	1	LEVEL II: SATISFACTORY ACADEMIC PERFORMANCE AT STUDENT'S STANDARD
3365-3366	2	BLANK
3367-3367	1	LEVEL II: SATISFACTORY ACADEMIC PERFORMANCE AT RECOMMENDED STANDARD
3368-3368	1	LEVEL III: ADVANCED ACADEMIC PERFORMANCE
3369-3375	7	BLANK
		<u>U.S. HISTORY</u>
		NOTE: Refer to positions 2886–2913 for an explanation of the field values.
3376-3384	9	COUNTY-DISTRICT-CAMPUS NUMBER
3385-3386	2	ENROLLED GRADE
3387-3387	1	HIGH SCHOOL EQUIVALENCY PROGRAM (HESP)
3388-3388	1	TEST VERSION S = STAAR L = STAAR L T = STAAR Alternate
3389-3389	1	SCORE CODE

CONSOLIDATED ACCOUNTABILITY DATA FILE FORMAT

TXT File

Location

TO-FROM

Field

Length

Field Description and Codes

3390-3390	1	ALTERNATE ASSESSMENT CATEGORY
3391-3394	4	SCALE SCORE/ALTERNATE SCORE
3395-3395	1	ACHIEVED MINIMUM AT STUDENT'S STANDARD
3396-3397	2	BLANK
3398-3398	1	ACHIEVED MINIMUM AT RECOMMENDED STANDARD
3399-3399	1	LEVEL II: SATISFACTORY ACADEMIC PERFORMANCE AT STUDENT'S STANDARD
3400-3401	2	BLANK
3402-3402	1	LEVEL II: SATISFACTORY ACADEMIC PERFORMANCE AT RECOMMENDED STANDARD
3403-3403	1	LEVEL III: ADVANCED ACADEMIC PERFORMANCE
3404-3410	7	BLANK

CONSOLIDATED ACCOUNTABILITY DATA FILE FORMAT

TXT File

Location

TO-FROM

Field

Length

Field Description and Codes

STAAR EOC CUMULATIVE INFORMATION

NOTE: STAAR EOC cumulative history is provided for informational purposes only and is not used to determine accountability ratings.

MATHEMATICS CUMULATIVE DATA

3411-3415 5 **MATHEMATICS CUMULATIVE SCALE SCORE**

3416-3416 1 **STUDENT'S STANDARD IN MATHEMATICS**

1 = Level II Phase-In 1 Passing Standard

2 = Level II Phase-In 2 Passing Standard

3 = Level II Recommended Passing Standard

3417-3430 14 **BLANK**

ALGEBRA I CUMULATIVE DATA

3431-3434 4 **ADMINISTRATION DATE**

1512 = Spring 2012

1612 = Summer 2012

1312 = Fall 2012

1513 = Spring 2013

3435-3436 2 **ENROLLED GRADE**

(05–12)

3437-3445 9 **COUNTY-DISTRICT-CAMPUS NUMBER**

3446-3446 1 **TEST VERSION**

S = STAAR

L = STAAR L

M = STAAR Modified

3447-3447 1 **SCORE CODE**

A = Absent

O = Other (e.g., illness during testing, testing irregularity)

S = Score

3448-3448 1 **ACHIEVED MINIMUM AT STUDENT'S STANDARD**

1 = Yes

0 = No

3449-3449 1 **ACHIEVED MINIMUM AT RECOMMENDED STANDARD**

1 = Yes

0 = No

3450-3450 1 **LEVEL II: SATISFACTORY ACADEMIC PERFORMANCE AT STUDENT'S STANDARD**

1 = Yes

0 = No

3451-3451 1 **LEVEL II: SATISFACTORY ACADEMIC PERFORMANCE AT RECOMMENDED STANDARD**

1 = Yes

0 = No

3452-3452 1 **LEVEL III: ADVANCED ACADEMIC PERFORMANCE**

1 = Yes

0 = No

3453-3453 1 **BLANK**

CONSOLIDATED ACCOUNTABILITY DATA FILE FORMAT

TXT File Location TO-FROM	Field Length	Field Description and Codes
3454-3457	4	SCALE SCORE
3458-3461	4	ADMINISTRATION DATE OF FIRST TIME TESTED Format: XXYY (X=Season; Y=Year) 15 = Spring 16 = Summer 13 = Fall
3462-3470	9	BLANK <u>GEOMETRY CUMULATIVE DATA</u> NOTE: Refer to positions 3431–3461 for an explanation of the field values.
3471-3474	4	ADMINISTRATION DATE
3475-3476	2	ENROLLED GRADE
3477-3485	9	COUNTY-DISTRICT-CAMPUS NUMBER
3486-3486	1	TEST VERSION
3487-3487	1	SCORE CODE
3488-3488	1	ACHIEVED MINIMUM AT STUDENT’S STANDARD
3489-3489	1	ACHIEVED MINIMUM AT RECOMMENDED STANDARD
3490-3490	1	LEVEL II: SATISFACTORY ACADEMIC PERFORMANCE AT STUDENT’S STANDARD
3491-3491	1	LEVEL II: SATISFACTORY ACADEMIC PERFORMANCE AT RECOMMENDED STANDARD
3492-3492	1	LEVEL III: ADVANCED ACADEMIC PERFORMANCE
3493-3493	1	BLANK
3494-3497	4	SCALE SCORE
3498-3501	4	ADMINISTRATION DATE OF FIRST TIME TESTED
3502-3510	9	BLANK <u>ALGEBRA II CUMULATIVE DATA</u> NOTE: Refer to positions 3431–3461 for an explanation of the field values.
3511-3514	4	ADMINISTRATION DATE
3515-3516	2	ENROLLED GRADE
3517-3525	9	COUNTY-DISTRICT-CAMPUS NUMBER
3526-3526	1	TEST VERSION S = STAAR L = STAAR L
3527-3527	1	SCORE CODE
3528-3528	1	ACHIEVED MINIMUM AT STUDENT’S STANDARD
3529-3529	1	ACHIEVED MINIMUM AT RECOMMENDED STANDARD
3530-3530	1	LEVEL II: SATISFACTORY ACADEMIC PERFORMANCE AT STUDENT’S STANDARD
3531-3531	1	LEVEL II: SATISFACTORY ACADEMIC PERFORMANCE AT RECOMMENDED STANDARD

CONSOLIDATED ACCOUNTABILITY DATA FILE FORMAT

TXT File Location TO-FROM	Field Length	Field Description and Codes
3532-3532	1	LEVEL III: ADVANCED ACADEMIC PERFORMANCE AT STUDENT'S STANDARD 1 = Yes 0 = No
3533-3533	1	LEVEL III: ADVANCED ACADEMIC PERFORMANCE AT RECOMMENDED STANDARD 1 = Yes 0 = No
3534-3537	4	SCALE SCORE
3538-3541	4	ADMINISTRATION DATE OF FIRST TIME TESTED
3542-3550	9	BLANK
		<u>SCIENCE CUMULATIVE DATA</u> NOTE: Refer to positions 3411–3416 for an explanation of the field values.
3551-3555	5	SCIENCE CUMULATIVE SCALE SCORE
3556-3556	1	STUDENT'S STANDARD IN SCIENCE
3557-3570	14	BLANK
		<u>BIOLOGY CUMULATIVE DATA</u> NOTE: Refer to positions 3431–3461 for an explanation of the field values.
3571-3574	4	ADMINISTRATION DATE
3575-3576	2	ENROLLED GRADE
3577-3585	9	COUNTY-DISTRICT-CAMPUS NUMBER
3586-3586	1	TEST VERSION
3587-3587	1	SCORE CODE
3588-3588	1	ACHIEVED MINIMUM AT STUDENT'S STANDARD
3589-3589	1	ACHIEVED MINIMUM AT RECOMMENDED STANDARD
3590-3590	1	LEVEL II: SATISFACTORY ACADEMIC PERFORMANCE AT STUDENT'S STANDARD
3591-3591	1	LEVEL II: SATISFACTORY ACADEMIC PERFORMANCE AT RECOMMENDED STANDARD
3592-3592	1	LEVEL III: ADVANCED ACADEMIC PERFORMANCE
3593-3593	1	BLANK
3594-3597	4	SCALE SCORE
3598-3601	4	ADMINISTRATION DATE OF FIRST TIME TESTED
3602-3610	9	BLANK
		<u>CHEMISTRY CUMULATIVE DATA</u> NOTE: Refer to positions 3431–3461 for an explanation of the field values.
3611-3614	4	ADMINISTRATION DATE
3615-3616	2	ENROLLED GRADE
3617-3625	9	COUNTY-DISTRICT-CAMPUS NUMBER

CONSOLIDATED ACCOUNTABILITY DATA FILE FORMAT

TXT File Location TO-FROM	Field Length	Field Description and Codes
3626-3626	1	TEST VERSION S = STAAR L = STAAR L
3627-3627	1	SCORE CODE
3628-3628	1	ACHIEVED MINIMUM AT STUDENT'S STANDARD
3629-3629	1	ACHIEVED MINIMUM AT RECOMMENDED STANDARD
3630-3630	1	LEVEL II: SATISFACTORY ACADEMIC PERFORMANCE AT STUDENT'S STANDARD
3631-3631	1	LEVEL II: SATISFACTORY ACADEMIC PERFORMANCE AT RECOMMENDED STANDARD
3632-3632	1	LEVEL III: ADVANCED ACADEMIC PERFORMANCE
3633-3633	1	BLANK
3634-3637	4	SCALE SCORE
3638-3641	4	ADMINISTRATION DATE OF FIRST TIME TESTED
3642-3650	9	BLANK
		<u>PHYSICS CUMULATIVE DATA</u>
		NOTE: Refer to positions 3431–3461 for an explanation of the field values.
3651-3654	4	ADMINISTRATION DATE
3655-3656	2	ENROLLED GRADE
3657-3665	9	COUNTY-DISTRICT-CAMPUS NUMBER
3666-3666	1	TEST VERSION S = STAAR L = STAAR L
3667-3667	1	SCORE CODE
3668-3668	1	ACHIEVED MINIMUM AT STUDENT'S STANDARD
3669-3669	1	ACHIEVED MINIMUM AT RECOMMENDED STANDARD
3670-3670	1	LEVEL II: SATISFACTORY ACADEMIC PERFORMANCE AT STUDENT'S STANDARD
3671-3671	1	LEVEL II: SATISFACTORY ACADEMIC PERFORMANCE AT RECOMMENDED STANDARD
3672-3672	1	LEVEL III: ADVANCED ACADEMIC PERFORMANCE
3673-3673	1	BLANK
3674-3677	4	SCALE SCORE
3678-3681	4	ADMINISTRATION DATE OF FIRST TIME TESTED
3682-3690	9	BLANK
		<u>ENGLISH CUMULATIVE DATA</u>
		NOTE: Refer to positions 3411–3416 for an explanation of the field values.
3691-3695	5	ENGLISH CUMULATIVE SCALE SCORE
3696-3696	1	STUDENT'S STANDARD IN ENGLISH
3697-3710	14	BLANK

CONSOLIDATED ACCOUNTABILITY DATA FILE FORMAT

TXT File

Location
TO-FROM

Field
Length

Field Description and Codes

ENGLISH I READING CUMULATIVE DATA

NOTE: Refer to positions 3431–3461 for an explanation of the field values.

3711-3714	4	ADMINISTRATION DATE
3715-3716	2	ENROLLED GRADE
3717-3725	9	COUNTY-DISTRICT-CAMPUS NUMBER
3726-3726	1	TEST VERSION S = STAAR M = STAAR Modified
3727-3727	1	SCORE CODE
3728-3728	1	ACHIEVED MINIMUM AT STUDENT'S STANDARD
3729-3729	1	ACHIEVED MINIMUM AT RECOMMENDED STANDARD
3730-3730	1	LEVEL II: SATISFACTORY ACADEMIC PERFORMANCE AT STUDENT'S STANDARD
3731-3731	1	LEVEL II: SATISFACTORY ACADEMIC PERFORMANCE AT RECOMMENDED STANDARD
3732-3732	1	LEVEL III: ADVANCED ACADEMIC PERFORMANCE
3733-3733	1	BLANK
3734-3737	4	SCALE SCORE
3738-3741	4	ADMINISTRATION DATE OF FIRST TIME TESTED
3742-3750	9	BLANK

ENGLISH I WRITING CUMULATIVE DATA

NOTE: Refer to positions 3431–3461 for an explanation of the field values.

3751-3754	4	ADMINISTRATION DATE
3755-3756	2	ENROLLED GRADE
3757-3765	9	COUNTY-DISTRICT-CAMPUS NUMBER
3766-3766	1	TEST VERSION S = STAAR M = STAAR Modified
3767-3767	1	SCORE CODE
3768-3768	1	ACHIEVED MINIMUM AT STUDENT'S STANDARD
3769-3769	1	ACHIEVED MINIMUM AT RECOMMENDED STANDARD
3770-3770	1	LEVEL II: SATISFACTORY ACADEMIC PERFORMANCE AT STUDENT'S STANDARD
3771-3771	1	LEVEL II: SATISFACTORY ACADEMIC PERFORMANCE AT RECOMMENDED STANDARD
3772-3772	1	LEVEL III: ADVANCED ACADEMIC PERFORMANCE
3773-3773	1	BLANK
3774-3777	4	SCALE SCORE
3778-3781	4	ADMINISTRATION DATE OF FIRST TIME TESTED
3782-3790	9	BLANK

CONSOLIDATED ACCOUNTABILITY DATA FILE FORMAT

TXT File

Location

TO-FROM

Field

Length

Field Description and Codes

ENGLISH II READING CUMULATIVE DATA

NOTE: Refer to positions 3431–3461 for an explanation of the field values.

3791-3794	4	ADMINISTRATION DATE
3795-3796	2	ENROLLED GRADE
3797-3805	9	COUNTY-DISTRICT-CAMPUS NUMBER
3806-3806	1	TEST VERSION S = STAAR M = STAAR Modified
3807-3807	1	SCORE CODE
3808-3808	1	ACHIEVED MINIMUM AT STUDENT'S STANDARD
3809-3809	1	ACHIEVED MINIMUM AT RECOMMENDED STANDARD
3810-3810	1	LEVEL II: SATISFACTORY ACADEMIC PERFORMANCE AT STUDENT'S STANDARD
3811-3811	1	LEVEL II: SATISFACTORY ACADEMIC PERFORMANCE AT RECOMMENDED STANDARD
3812-3812	1	LEVEL III: ADVANCED ACADEMIC PERFORMANCE
3813-3813	1	BLANK
3814-3817	4	SCALE SCORE
3818-3821	4	ADMINISTRATION DATE OF FIRST TIME TESTED
3822-3830	9	BLANK

ENGLISH II WRITING CUMULATIVE DATA

NOTE: Refer to positions 3431–3461 for an explanation of the field values.

3831-3834	4	ADMINISTRATION DATE
3835-3836	2	ENROLLED GRADE
3837-3845	9	COUNTY-DISTRICT-CAMPUS NUMBER
3846-3846	1	TEST VERSION S = STAAR M = STAAR Modified
3847-3847	1	SCORE CODE
3848-3848	1	ACHIEVED MINIMUM AT STUDENT'S STANDARD
3849-3849	1	ACHIEVED MINIMUM AT RECOMMENDED STANDARD
3850-3850	1	LEVEL II: SATISFACTORY ACADEMIC PERFORMANCE AT STUDENT'S STANDARD
3851-3851	1	LEVEL II: SATISFACTORY ACADEMIC PERFORMANCE AT RECOMMENDED STANDARD
3852-3852	1	LEVEL III: ADVANCED ACADEMIC PERFORMANCE
3853-3853	1	BLANK
3854-3857	4	SCALE SCORE
3858-3861	4	ADMINISTRATION DATE OF FIRST TIME TESTED
3862-3870	9	BLANK

CONSOLIDATED ACCOUNTABILITY DATA FILE FORMAT

TXT File

Location

Field

TO-FROM

Length

Field Description and Codes

ENGLISH III READING CUMULATIVE DATA

NOTE: Refer to positions 3431–3461 for an explanation of the field values.

3871-3874	4	ADMINISTRATION DATE
3875-3876	2	ENROLLED GRADE
3877-3885	9	COUNTY-DISTRICT-CAMPUS NUMBER
3886-3886	1	TEST VERSION S = STAAR
3887-3887	1	SCORE CODE
3888-3888	1	ACHIEVED MINIMUM AT STUDENT'S STANDARD
3889-3889	1	ACHIEVED MINIMUM AT RECOMMENDED STANDARD
3890-3890	1	LEVEL II: SATISFACTORY ACADEMIC PERFORMANCE AT STUDENT'S STANDARD
3891-3891	1	LEVEL II: SATISFACTORY ACADEMIC PERFORMANCE AT RECOMMENDED STANDARD
3892-3892	1	LEVEL III: ADVANCED ACADEMIC PERFORMANCE AT STUDENT'S STANDARD 1 = Yes 0 = No
3893-3893	1	LEVEL III: ADVANCED ACADEMIC PERFORMANCE AT RECOMMENDED STANDARD 1 = Yes 0 = No
3894-3897	4	SCALE SCORE
3898-3901	4	ADMINISTRATION DATE OF FIRST TIME TESTED
3902-3910	9	BLANK

ENGLISH III WRITING CUMULATIVE DATA

NOTE: Refer to positions 3431–3461 for an explanation of the field values.

3911-3914	4	ADMINISTRATION DATE
3915-3916	2	ENROLLED GRADE
3917-3925	9	COUNTY-DISTRICT-CAMPUS NUMBER
3926-3926	1	TEST VERSION S = STAAR
3927-3927	1	SCORE CODE
3928-3928	1	ACHIEVED MINIMUM AT STUDENT'S STANDARD
3929-3929	1	ACHIEVED MINIMUM AT RECOMMENDED STANDARD
3930-3930	1	LEVEL II: SATISFACTORY ACADEMIC PERFORMANCE AT STUDENT'S STANDARD
3931-3931	1	LEVEL II: SATISFACTORY ACADEMIC PERFORMANCE AT RECOMMENDED STANDARD
3932-3932	1	LEVEL III: ADVANCED ACADEMIC PERFORMANCE AT STUDENT'S STANDARD 1 = Yes 0 = No

CONSOLIDATED ACCOUNTABILITY DATA FILE FORMAT

TXT File Location TO-FROM	Field Length	Field Description and Codes
3933-3933	1	LEVEL III: ADVANCED ACADEMIC PERFORMANCE AT RECOMMENDED STANDARD 1 = Yes 0 = No
3934-3937	4	SCALE SCORE
3938-3941	4	ADMINISTRATION DATE OF FIRST TIME TESTED
3942-3950	9	BLANK
		<u>SOCIAL STUDIES CUMULATIVE DATA</u> NOTE: Refer to positions 3411–3416 for an explanation of the field values.
3951-3955	5	SOCIAL STUDIES CUMULATIVE SCALE SCORE
3956-3956	1	STUDENT’S STANDARD IN SOCIAL STUDIES
3957-3970	14	BLANK
		<u>WORLD GEOGRAPHY CUMULATIVE DATA</u> NOTE: Refer to positions 3431–3461 for an explanation of the field values.
3971-3974	4	ADMINISTRATION DATE
3975-3976	2	ENROLLED GRADE
3977-3985	9	COUNTY-DISTRICT-CAMPUS NUMBER
3986-3986	1	TEST VERSION
3987-3987	1	SCORE CODE
3988-3988	1	ACHIEVED MINIMUM AT STUDENT’S STANDARD
3989-3989	1	ACHIEVED MINIMUM AT RECOMMENDED STANDARD
3990-3990	1	LEVEL II: SATISFACTORY ACADEMIC PERFORMANCE AT STUDENT’S STANDARD
3991-3991	1	LEVEL II: SATISFACTORY ACADEMIC PERFORMANCE AT RECOMMENDED STANDARD
3992-3992	1	LEVEL III: ADVANCED ACADEMIC PERFORMANCE
3993-3993	1	BLANK
3994-3997	4	SCALE SCORE
3998-4001	4	ADMINISTRATION DATE OF FIRST TIME TESTED
4002-4010	9	BLANK
		<u>WORLD HISTORY CUMULATIVE DATA</u> NOTE: Refer to positions 3431–3461 for an explanation of the field values.
4011-4014	4	ADMINISTRATION DATE
4015-4016	2	ENROLLED GRADE
4017-4025	9	COUNTY-DISTRICT-CAMPUS NUMBER
4026-4026	1	TEST VERSION
4027-4027	1	SCORE CODE
4028-4028	1	ACHIEVED MINIMUM AT STUDENT’S STANDARD
4029-4029	1	ACHIEVED MINIMUM AT RECOMMENDED STANDARD

CONSOLIDATED ACCOUNTABILITY DATA FILE FORMAT

TXT File Location TO-FROM	Field Length	Field Description and Codes
4030-4030	1	LEVEL II: SATISFACTORY ACADEMIC PERFORMANCE AT STUDENT'S STANDARD
4031-4031	1	LEVEL II: SATISFACTORY ACADEMIC PERFORMANCE AT RECOMMENDED STANDARD
4032-4032	1	LEVEL III: ADVANCED ACADEMIC PERFORMANCE
4033-4033	1	BLANK
4034-4037	4	SCALE SCORE
4038-4041	4	ADMINISTRATION DATE OF FIRST TIME TESTED
4042-4050	9	BLANK
		<u>U.S. HISTORY CUMULATIVE DATA</u>
		NOTE: Refer to positions 3431–3461 for an explanation of the field values.
4051-4054	4	ADMINISTRATION DATE
4055-4056	2	ENROLLED GRADE
4057-4065	9	COUNTY-DISTRICT-CAMPUS NUMBER
4066-4066	1	TEST VERSION S = STAAR L = STAAR L
4067-4067	1	SCORE CODE
4068-4068	1	ACHIEVED MINIMUM AT STUDENT'S STANDARD
4069-4069	1	ACHIEVED MINIMUM AT RECOMMENDED STANDARD
4070-4070	1	LEVEL II: SATISFACTORY ACADEMIC PERFORMANCE AT STUDENT'S STANDARD
4071-4071	1	LEVEL II: SATISFACTORY ACADEMIC PERFORMANCE AT RECOMMENDED STANDARD
4072-4072	1	LEVEL III: ADVANCED ACADEMIC PERFORMANCE
4073-4073	1	BLANK
4074-4077	4	SCALE SCORE
4078-4081	4	ADMINISTRATION DATE OF FIRST TIME TESTED
4082-4090	9	BLANK

STAAR GRADES 3–8 INFORMATION

Overview

All STAAR, STAAR L, STAAR Modified, and STAAR Alternate data for grades 3–8 assessments, including both English and Spanish, are included in this section. Information for the current accountability year and previous year history is included in this section.

CONSOLIDATED ACCOUNTABILITY DATA FILE FORMAT

TXT File

Location TO-FROM	Field Length	Field Description and Codes
---------------------	-----------------	-----------------------------

2013 STAAR GRADES 5 AND 8 (PRIMARY ADMINISTRATION)

4091-4094	4	ADMINISTRATION DATE 0413 = April 2013
4095-4095	1	RECORD UPDATE INDICATOR 0 = No record update is needed 1 = Record update is needed—student ID information (PEIMS ID, name, date of birth) was omitted or is invalid 2 = Record update is needed—PEIMS ID from answer document matches student directory but two of the three of last name, first name, date of birth did not match 3 = Student has multiple records for the same administration and subject
4096-4100	5	BLANK <u>READING</u>
4101-4109	9	COUNTY-DISTRICT-CAMPUS NUMBER
4110-4111	2	TESTED GRADE (05, 08)
4112-4112	1	TEST VERSION S = STAAR M = STAAR Modified
4113-4113	1	LANGUAGE E = English S = Spanish (grade 5 only)
4114-4114	1	SCORE CODE A = Absent * = No Information Available for this Subject D = No Information Available for this Subject O = Other (e.g., illness during testing, testing irregularity) S = Score
4115-4115	1	BLANK
4116-4119	4	SCALE SCORE
4120-4120	1	LEVEL II: SATISFACTORY ACADEMIC PERFORMANCE AT STUDENT’S STANDARD 1 = Yes 0 = No
4121-4121	1	LEVEL II: SATISFACTORY ACADEMIC PERFORMANCE AT PHASE-IN 1 STANDARD 1 = Yes 0 = No
4122-4122	1	LEVEL II: SATISFACTORY ACADEMIC PERFORMANCE AT PHASE-IN 2 STANDARD 1 = Yes 0 = No
4123-4123	1	LEVEL II: SATISFACTORY ACADEMIC PERFORMANCE AT RECOMMENDED STANDARD 1 = Yes 0 = No
4124-4124	1	LEVEL III: ADVANCED ACADEMIC PERFORMANCE 1 = Yes 0 = No

CONSOLIDATED ACCOUNTABILITY DATA FILE FORMAT

TXT File Location TO-FROM	Field Length	Field Description and Codes
4125-4126	2	ENROLLED GRADE (03–08)
4127-4127	1	EOC/ABOVE GRADE 1 = Yes 0 = No
4128-4129	2	RAW SCORE
4130-4130	1	STAAR GROWTH 0 = Did Not Meet 1 = Met 2 = Exceeded
4131-4135	5	BLANK <u>MATHEMATICS</u> NOTE: Refer to positions 4101–4130 for an explanation of the field values.
4136-4144	9	COUNTY-DISTRICT-CAMPUS NUMBER
4145-4146	2	TESTED GRADE
4147-4147	1	TEST VERSION S = STAAR L = STAAR L M = STAAR Modified
4148-4148	1	LANGUAGE
4149-4149	1	SCORE CODE
4150-4150	1	BLANK
4151-4154	4	SCALE SCORE
4155-4155	1	LEVEL II: SATISFACTORY ACADEMIC PERFORMANCE AT STUDENT’S STANDARD
4156-4156	1	LEVEL II: SATISFACTORY ACADEMIC PERFORMANCE AT PHASE-IN 1 STANDARD
4157-4157	1	LEVEL II: SATISFACTORY ACADEMIC PERFORMANCE AT PHASE-IN 2 STANDARD
4158-4158	1	LEVEL II: SATISFACTORY ACADEMIC PERFORMANCE AT RECOMMENDED STANDARD
4159-4159	1	LEVEL III: ADVANCED ACADEMIC PERFORMANCE
4160-4161	2	ENROLLED GRADE
4162-4162	1	EOC/ABOVE GRADE
4163-4164	2	RAW SCORE
4165-4165	1	STAAR GROWTH
4166-4170	5	BLANK

CONSOLIDATED ACCOUNTABILITY DATA FILE FORMAT

TXT File

Location TO-FROM	Field Length	Field Description and Codes
---------------------	-----------------	-----------------------------

2013 STAAR GRADES 3–8 (PRIMARY ADMINISTRATION)

4171-4174	4	ADMINISTRATION DATE 0413 = April 2013
4175-4175	1	RECORD UPDATE INDICATOR 0 = No record update is needed 1 = Record update is needed—student ID information (PEIMS ID, name, date of birth) was omitted or is invalid 2 = Record update is needed—PEIMS ID from answer document matches student directory but two of the three of last name, first name, date of birth did not match 3 = Student has multiple records for the same administration and subject
4176-4180	5	BLANK READING
4181-4189	9	COUNTY-DISTRICT-CAMPUS NUMBER
4190-4191	2	TESTED GRADE (03–08)
4192-4192	1	TEST VERSION S = STAAR M = STAAR Modified T = STAAR Alternate
4193-4193	1	LANGUAGE E = English S = Spanish (grades 3, 4, and 5 only)
4194-4194	1	SCORE CODE A = Absent * = No Information Available for this Subject D = No Information Available for this Subject G = STAAR Alternate Record O = Other (e.g., illness during testing, testing irregularity) S = Score
4195-4195	1	ALTERNATE ASSESSMENT CATEGORY 1 = Not Assessed 2 = Complete Score 3 = Partial Score 4 = No Response Observed
4196-4199	4	SCALE SCORE/ALTERNATE SCORE
4200-4200	1	LEVEL II: SATISFACTORY ACADEMIC PERFORMANCE AT STUDENT’S STANDARD 1 = Yes 0 = No
4201-4201	1	LEVEL II: SATISFACTORY ACADEMIC PERFORMANCE AT PHASE-IN 1 STANDARD 1 = Yes 0 = No
4202-4202	1	LEVEL II: SATISFACTORY ACADEMIC PERFORMANCE AT PHASE-IN 2 STANDARD 1 = Yes 0 = No

CONSOLIDATED ACCOUNTABILITY DATA FILE FORMAT

TXT File Location TO-FROM	Field Length	Field Description and Codes
4203-4203	1	LEVEL II: SATISFACTORY ACADEMIC PERFORMANCE AT RECOMMENDED STANDARD 1 = Yes 0 = No
4204-4204	1	LEVEL III: ADVANCED ACADEMIC PERFORMANCE 1 = Yes 0 = No
4205-4206	2	ENROLLED GRADE (03–08)
4207-4207	1	EOC/ABOVE GRADE 1 = Yes 0 = No
4208-4209	2	RAW SCORE
4210-4210	1	STAAR GROWTH 0 = Did Not Meet 1 = Met 2 = Exceeded
4211-4215	5	BLANK <u>MATHEMATICS</u> NOTE: Refer to positions 4181–4210 for an explanation of the field values.
4216-4224	9	COUNTY-DISTRICT-CAMPUS NUMBER
4225-4226	2	TESTED GRADE
4227-4227	1	TEST VERSION S = STAAR L = STAAR L M = STAAR Modified T = STAAR Alternate
4228-4228	1	LANGUAGE
4229-4229	1	SCORE CODE
4230-4230	1	ALTERNATE ASSESSMENT CATEGORY
4231-4234	4	SCALE SCORE/ALTERNATE SCORE
4235-4235	1	LEVEL II: SATISFACTORY ACADEMIC PERFORMANCE AT STUDENT’S STANDARD
4236-4236	1	LEVEL II: SATISFACTORY ACADEMIC PERFORMANCE AT PHASE-IN 1 STANDARD
4237-4237	1	LEVEL II: SATISFACTORY ACADEMIC PERFORMANCE AT PHASE-IN 2 STANDARD
4238-4238	1	LEVEL II: SATISFACTORY ACADEMIC PERFORMANCE AT RECOMMENDED STANDARD
4239-4239	1	LEVEL III: ADVANCED ACADEMIC PERFORMANCE
4240-4241	2	ENROLLED GRADE
4242-4242	1	EOC/ABOVE GRADE
4243-4244	2	RAW SCORE
4245-4245	1	STAAR GROWTH

CONSOLIDATED ACCOUNTABILITY DATA FILE FORMAT

TXT File Location TO-FROM	Field Length	Field Description and Codes
4246-4250	5	BLANK
		<u>WRITING</u> NOTE: Refer to positions 4181–4210 for an explanation of the field values.
4251-4259	9	COUNTY-DISTRICT-CAMPUS NUMBER
4260-4261	2	TESTED GRADE (04, 07)
4262-4262	1	TEST VERSION
4263-4263	1	LANGUAGE E = English S = Spanish (grade 4 only)
4264-4264	1	SCORE CODE A = Absent D = No Information Available for this Subject G = STAAR Alternate Record O = Other (e.g., illness during testing, testing irregularity) S = Score
4265-4265	1	ALTERNATE ASSESSMENT CATEGORY
4266-4269	4	SCALE SCORE/ALTERNATE SCORE
4270-4270	1	LEVEL II: SATISFACTORY ACADEMIC PERFORMANCE AT STUDENT’S STANDARD
4271-4271	1	LEVEL II: SATISFACTORY ACADEMIC PERFORMANCE AT PHASE-IN 1 STANDARD
4272-4272	1	LEVEL II: SATISFACTORY ACADEMIC PERFORMANCE AT PHASE-IN 2 STANDARD
4273-4273	1	LEVEL II: SATISFACTORY ACADEMIC PERFORMANCE AT RECOMMENDED STANDARD
4274-4274	1	LEVEL III: ADVANCED ACADEMIC PERFORMANCE
4275-4276	2	ENROLLED GRADE
4277-4285	9	BLANK
		<u>SOCIAL STUDIES</u> NOTE: Refer to positions 4181–4210 for an explanation of the field values.
4286-4294	9	COUNTY-DISTRICT-CAMPUS NUMBER
4295-4296	2	TESTED GRADE (08)
4297-4297	1	TEST VERSION S = STAAR L = STAAR L M = STAAR Modified T = STAAR Alternate
4298-4298	1	LANGUAGE E = English
4299-4299	1	SCORE CODE
4300-4300	1	ALTERNATE ASSESSMENT CATEGORY
4301-4304	4	SCALE SCORE/ALTERNATE SCORE

CONSOLIDATED ACCOUNTABILITY DATA FILE FORMAT

TXT File Location TO-FROM	Field Length	Field Description and Codes
4305-4305	1	LEVEL II: SATISFACTORY ACADEMIC PERFORMANCE AT STUDENT'S STANDARD
4306-4306	1	LEVEL II: SATISFACTORY ACADEMIC PERFORMANCE AT PHASE-IN 1 STANDARD
4307-4307	1	LEVEL II: SATISFACTORY ACADEMIC PERFORMANCE AT PHASE-IN 2 STANDARD
4308-4308	1	LEVEL II: SATISFACTORY ACADEMIC PERFORMANCE AT RECOMMENDED STANDARD
4309-4309	1	LEVEL III: ADVANCED ACADEMIC PERFORMANCE
4310-4311	2	ENROLLED GRADE
4312-4312	1	EOC/ABOVE GRADE
4313-4320	8	BLANK
		<u>SCIENCE</u>
		NOTE: Refer to positions 4181–4210 for an explanation of the field values.
4321-4329	9	COUNTY-DISTRICT-CAMPUS NUMBER
4330-4331	2	TESTED GRADE (05, 08)
4332-4332	1	TEST VERSION S = STAAR L = STAAR L M = STAAR Modified T = STAAR Alternate
4333-4333	1	LANGUAGE E = English S = Spanish (grade 5 only)
4334-4334	1	SCORE CODE
4335-4335	1	ALTERNATE ASSESSMENT CATEGORY
4336-4339	4	SCALE SCORE/ALTERNATE SCORE
4340-4340	1	LEVEL II: SATISFACTORY ACADEMIC PERFORMANCE AT STUDENT'S STANDARD
4341-4341	1	LEVEL II: SATISFACTORY ACADEMIC PERFORMANCE AT PHASE-IN 1 STANDARD
4342-4342	1	LEVEL II: SATISFACTORY ACADEMIC PERFORMANCE AT PHASE-IN 2 STANDARD
4343-4343	1	LEVEL II: SATISFACTORY ACADEMIC PERFORMANCE AT RECOMMENDED STANDARD
4344-4344	1	LEVEL III: ADVANCED ACADEMIC PERFORMANCE
4345-4346	2	ENROLLED GRADE
4347-4347	1	EOC/ABOVE GRADE
4348-4355	8	BLANK

CONSOLIDATED ACCOUNTABILITY DATA FILE FORMAT

TXT File

Location TO-FROM	Field Length	Field Description and Codes
---------------------	-----------------	-----------------------------

2013 STAAR GRADES 5 AND 8 RETEST

4356-4359	4	ADMINISTRATION DATE 0513 = May 2013
4360-4360	1	RECORD UPDATE INDICATOR 0 = No record update is needed 1 = Record update is needed—student ID information (PEIMS ID, name, date of birth) was omitted or is invalid 2 = Record update is needed—PEIMS ID from answer document matches student directory but two of the three of last name, first name, date of birth did not match 3 = Student has multiple records for the same administration and subject
4361-4365	5	BLANK READING
4366-4374	9	COUNTY-DISTRICT-CAMPUS NUMBER
4375-4376	2	TESTED GRADE (05, 08)
4377-4377	1	TEST VERSION S = STAAR M = STAAR Modified
4378-4378	1	LANGUAGE E = English S = Spanish (grade 5 only)
4379-4379	1	SCORE CODE A = Absent * = No Information Available for this Subject D = No Information Available for this Subject O = Other (e.g., illness during testing, testing irregularity) P = Previously Achieved Level II: Satisfactory Academic Performance R = ARD Decision (Modified not appropriate) S = Score
4380-4380	1	BLANK
4381-4384	4	SCALE SCORE
4385-4385	1	LEVEL II: SATISFACTORY ACADEMIC PERFORMANCE AT STUDENT’S STANDARD 1 = Yes 0 = No
4386-4386	1	LEVEL II: SATISFACTORY ACADEMIC PERFORMANCE AT PHASE-IN 1 STANDARD 1 = Yes 0 = No
4387-4387	1	LEVEL II: SATISFACTORY ACADEMIC PERFORMANCE AT PHASE-IN 2 STANDARD 1 = Yes 0 = No
4388-4388	1	LEVEL II: SATISFACTORY ACADEMIC PERFORMANCE AT RECOMMENDED STANDARD 1 = Yes 0 = No

CONSOLIDATED ACCOUNTABILITY DATA FILE FORMAT

TXT File Location TO-FROM	Field Length	Field Description and Codes
4389-4389	1	LEVEL III: ADVANCED ACADEMIC PERFORMANCE 1 = Yes 0 = No
4390-4391	2	ENROLLED GRADE (03–08)
4392-4393	2	RAW SCORE
4394-4394	1	STAAR GROWTH 0 = Did Not Meet 1 = Met 2 = Exceeded
4395-4400	6	BLANK <u>MATHEMATICS</u> NOTE: Refer to positions 4366–4394 for an explanation of the field values.
4401-4409	9	COUNTY-DISTRICT-CAMPUS NUMBER
4410-4411	2	TESTED GRADE
4412-4412	1	TEST VERSION
4413-4413	1	LANGUAGE
4414-4414	1	SCORE CODE
4415-4415	1	BLANK
4416-4419	4	SCALE SCORE
4420-4420	1	LEVEL II: SATISFACTORY ACADEMIC PERFORMANCE AT STUDENT’S STANDARD
4421-4421	1	LEVEL II: SATISFACTORY ACADEMIC PERFORMANCE AT PHASE-IN 1 STANDARD
4422-4422	1	LEVEL II: SATISFACTORY ACADEMIC PERFORMANCE AT PHASE-IN 2 STANDARD
4423-4423	1	LEVEL II: SATISFACTORY ACADEMIC PERFORMANCE AT RECOMMENDED STANDARD
4424-4424	1	LEVEL III: ADVANCED ACADEMIC PERFORMANCE
4425-4426	2	ENROLLED GRADE
4427-4428	2	RAW SCORE
4429-4429	1	STAAR GROWTH
4430-4435	6	BLANK

CONSOLIDATED ACCOUNTABILITY DATA FILE FORMAT

TXT File

Location TO-FROM	Field Length	Field Description and Codes
---------------------	-----------------	-----------------------------

MARCH 2012 STAAR GRADES 5 AND 8 (PRIMARY ADMINISTRATION)

NOTE: Previous year assessment data is used only as needed for calculating STAAR growth.

4436-4439	4	ADMINISTRATION DATE 0312 = March 2012
4440-4445	6	BLANK
		<u>READING</u>
4446-4454	9	COUNTY-DISTRICT-CAMPUS NUMBER
4455-4456	2	TESTED GRADE (05, 08)
4457-4457	1	TEST VERSION S = STAAR M = STAAR Modified
4458-4458	1	LANGUAGE E = English S = Spanish (grade 5 only)
4459-4459	1	SCORE CODE A = Absent * = No Information Available for this Subject D = No Information Available for this Subject O = Other (e.g., illness during testing, testing irregularity) S = Score
4460-4460	1	BLANK
4461-4464	4	SCALE SCORE
4465-4465	1	LEVEL II: SATISFACTORY ACADEMIC PERFORMANCE AT STUDENT'S STANDARD 1 = Yes 0 = No
4466-4467	2	BLANK
4468-4468	1	LEVEL II: SATISFACTORY ACADEMIC PERFORMANCE AT RECOMMENDED STANDARD 1 = Yes 0 = No
4469-4469	1	LEVEL III: ADVANCED ACADEMIC PERFORMANCE 1 = Yes 0 = No
4470-4471	2	ENROLLED GRADE (03-08)
4472-4480	9	BLANK
		<u>MATHEMATICS</u>
		NOTE: Refer to positions 4446-4471 for an explanation of the field values.
4481-4489	9	COUNTY-DISTRICT-CAMPUS NUMBER
4490-4491	2	TESTED GRADE

CONSOLIDATED ACCOUNTABILITY DATA FILE FORMAT

TXT File

Location

TO-FROM

Field

Length

Field Description and Codes

4492-4492	1	TEST VERSION S = STAAR L = STAAR L M = STAAR Modified
4493-4493	1	LANGUAGE
4494-4494	1	SCORE CODE
4495-4495	1	BLANK
4496-4499	4	SCALE SCORE
4500-4500	1	LEVEL II: SATISFACTORY ACADEMIC PERFORMANCE AT STUDENT'S STANDARD
4501-4502	2	BLANK
4503-4503	1	LEVEL II: SATISFACTORY ACADEMIC PERFORMANCE AT RECOMMENDED STANDARD
4504-4504	1	LEVEL III: ADVANCED ACADEMIC PERFORMANCE
4505-4506	2	ENROLLED GRADE
4507-4515	9	BLANK

CONSOLIDATED ACCOUNTABILITY DATA FILE FORMAT

TXT File

Location TO-FROM	Field Length	Field Description and Codes
---------------------	-----------------	-----------------------------

2012 STAAR GRADES 3–8 (PRIMARY ADMINISTRATION)

NOTE: Previous year assessment data is used only as needed for calculating STAAR growth.

4516-4519	4	ADMINISTRATION DATE 0412 = April 2012
4520-4525	6	BLANK
		<u>READING</u>
4526-4534	9	COUNTY-DISTRICT-CAMPUS NUMBER
4535-4536	2	TESTED GRADE (03–08)
4537-4537	1	TEST VERSION S = STAAR M = STAAR Modified T = STAAR Alternate
4538-4538	1	LANGUAGE E = English S = Spanish (grades 3, 4, 5 only)
4539-4539	1	SCORE CODE A = Absent * = No Information Available for this Subject D = No Information Available for this Subject G = STAAR Alternate Record O = Other (e.g., illness during testing, testing irregularity) S = Score
4540-4540	1	ALTERNATE ASSESSMENT CATEGORY 1 = Not Assessed 2 = Complete Score 3 = Partial Score 4 = No Response Observed
4541-4544	4	SCALE SCORE/ALTERNATE SCORE
4545-4545	1	LEVEL II: SATISFACTORY ACADEMIC PERFORMANCE AT STUDENT’S STANDARD 1 = Yes 0 = No
4546-4547	2	BLANK
4548-4548	1	LEVEL II: SATISFACTORY ACADEMIC PERFORMANCE AT RECOMMENDED STANDARD 1 = Yes 0 = No
4549-4549	1	LEVEL III: ADVANCED ACADEMIC PERFORMANCE 1 = Yes 0 = No
4550-4551	2	ENROLLED GRADE (03–08)
4552-4560	9	BLANK

CONSOLIDATED ACCOUNTABILITY DATA FILE FORMAT

TXT File

Location

Field

TO-FROM

Length

Field Description and Codes

MATHEMATICS

NOTE: Refer to positions 4526–4551 for an explanation of the field values.

4561-4569	9	COUNTY-DISTRICT-CAMPUS NUMBER
4570-4571	2	TESTED GRADE
4572-4572	1	TEST VERSION S = STAAR L = STAAR L M = STAAR Modified T = STAAR Alternate
4573-4573	1	LANGUAGE
4574-4574	1	SCORE CODE
4575-4575	1	ALTERNATE ASSESSMENT CATEGORY
4576-4579	4	SCALE SCORE/ALTERNATE SCORE
4580-4580	1	LEVEL II: SATISFACTORY ACADEMIC PERFORMANCE AT STUDENT’S STANDARD
4581-4582	2	BLANK
4583-4583	1	LEVEL II: SATISFACTORY ACADEMIC PERFORMANCE AT RECOMMENDED STANDARD
4584-4584	1	LEVEL III: ADVANCED ACADEMIC PERFORMANCE
4585-4586	2	ENROLLED GRADE
4587-4595	9	BLANK

WRITING

NOTE: Refer to positions 4526–4551 for an explanation of the field values.

4596-4604	9	COUNTY-DISTRICT-CAMPUS NUMBER
4605-4606	2	TESTED GRADE (04, 07)
4607-4607	1	TEST VERSION
4608-4608	1	LANGUAGE E = English S = Spanish (grade 4 only)
4609-4609	1	SCORE CODE A = Absent D = No Information Available for this Subject G = STAAR Alternate Record O = Other (e.g., illness during testing, testing irregularity) S = Score
4610-4610	1	ALTERNATE ASSESSMENT CATEGORY
4611-4614	4	SCALE SCORE/ALTERNATE SCORE
4615-4615	1	LEVEL II: SATISFACTORY ACADEMIC PERFORMANCE AT STUDENT’S STANDARD
4616-4617	2	BLANK
4618-4618	1	LEVEL II: SATISFACTORY ACADEMIC PERFORMANCE AT RECOMMENDED STANDARD

CONSOLIDATED ACCOUNTABILITY DATA FILE FORMAT

TXT File Location TO-FROM	Field Length	Field Description and Codes
4619-4619	1	LEVEL III: ADVANCED ACADEMIC PERFORMANCE
4620-4621	2	ENROLLED GRADE
4622-4630	9	BLANK
		<u>SOCIAL STUDIES</u>
		NOTE: Refer to positions 4526–4551 for an explanation of the field values.
4631-4639	9	COUNTY-DISTRICT-CAMPUS NUMBER
4640-4641	2	TESTED GRADE (08)
4642-4642	1	TEST VERSION S = STAAR L = STAAR L M = STAAR Modified T = STAAR Alternate
4643-4643	1	LANGUAGE E = English
4644-4644	1	SCORE CODE
4645-4645	1	ALTERNATE ASSESSMENT CATEGORY
4646-4649	4	SCALE SCORE/ALTERNATE SCORE
4650-4650	1	LEVEL II: SATISFACTORY ACADEMIC PERFORMANCE AT STUDENT’S STANDARD
4651-4652	2	BLANK
4653-4653	1	LEVEL II: SATISFACTORY ACADEMIC PERFORMANCE AT RECOMMENDED STANDARD
4654-4654	1	LEVEL III: ADVANCED ACADEMIC PERFORMANCE
4655-4656	2	ENROLLED GRADE
4657-4665	9	BLANK
		<u>SCIENCE</u>
		NOTE: Refer to positions 4526–4551 for an explanation of the field values.
4666-4674	9	COUNTY-DISTRICT-CAMPUS NUMBER
4675-4676	2	TESTED GRADE (05, 08)
4677-4677	1	TEST VERSION S = STAAR L = STAAR L M = STAAR Modified T = STAAR Alternate
4678-4678	1	LANGUAGE E = English S = Spanish (grade 5 only)
4679-4679	1	SCORE CODE
4680-4680	1	ALTERNATE ASSESSMENT CATEGORY

CONSOLIDATED ACCOUNTABILITY DATA FILE FORMAT

TXT File

Location

TO-FROM

Field

Length

Field Description and Codes

4681-4684	4	SCALE SCORE/ALTERNATE SCORE
4685-4685	1	LEVEL II: SATISFACTORY ACADEMIC PERFORMANCE AT STUDENT'S STANDARD
4686-4687	2	BLANK
4688-4688	1	LEVEL II: SATISFACTORY ACADEMIC PERFORMANCE AT RECOMMENDED STANDARD
4689-4689	1	LEVEL III: ADVANCED ACADEMIC PERFORMANCE
4690-4691	2	ENROLLED GRADE
4692-4860	169	BLANK

TELPAS INFORMATION

Overview

All TELPAS data for kindergarten through grade 12 are included in this section. Information for the current accountability year and previous year history is included in this section.

CONSOLIDATED ACCOUNTABILITY DATA FILE FORMAT

TXT File

Location TO-FROM	Field Length	Field Description and Codes
---------------------	-----------------	-----------------------------

2013 TELPAS

4861-4864	4	ADMINISTRATION DATE 0313 = Spring 2013
4865-4865	1	RECORD UPDATE INDICATOR 0 = No record update is needed 1 = Record update is needed—student ID information (PEIMS ID, name, date of birth) was omitted or is invalid 2 = Record update is needed—PEIMS ID from answer document matches student directory but two of the three of last name, first name, date of birth did not match 3 = Student has multiple records for the same administration and subject
4866-4866	1	FOR AGENCY USE—COLUMN A (Unschooling Asylee/Refugee) 1 = Yes 0 = No
4867-4867	1	FOR AGENCY USE—COLUMN B (Limited Prior Schooling) 1 = Yes 0 = No
4868-4868	1	FOR AGENCY USE—COLUMN C (Late Arrival) 1 = Yes 0 = No
4869-4869	1	FOR AGENCY USE—COLUMN D (Students with Interrupted Formal Education—SIFE) 1 = Yes 0 = No
4870-4870	1	FOR AGENCY USE—COLUMN E (Disabling Condition) 1 = Yes 0 = No

READING

4871-4871	1	SCORE CODE For Grades 0K–01 X = Not Tested: ARD Decision E = Extenuating Circumstances, Do Not Score S = Score B = No Information Available (Score Code defaulted to “B” because it was left blank) For Grades 02–12 A = Absent X = Not Tested: ARD Decision O = Other (e.g., illness during testing, testing irregularity) S = Score
-----------	---	--

CONSOLIDATED ACCOUNTABILITY DATA FILE FORMAT

TXT File

Location TO-FROM	Field Length	Field Description and Codes
---------------------	-----------------	-----------------------------

4872-4872	1	TELPAS PROFICIENCY LEVEL 0 = No Rating Available 1 = Beginning 2 = Intermediate 3 = Advanced 4 = Advanced High
4873-4874	2	GRADE 0K, 01-12
4875-4878	4	SCALE SCORE
4879-4890	12	BLANK WRITING NOTE: Refer to positions 4871-4878 for an explanation of the field values.
4891-4891	1	SCORE CODE X = Not Tested E = Extenuating Circumstances, Do Not Score S = Score B = No Information Available (Score Code defaulted to "B" because it was left blank)
4892-4892	1	TELPAS PROFICIENCY LEVEL
4893-4894	2	GRADE 0K, 01-12
4895-4900	6	BLANK LISTENING NOTE: Refer to positions 4871-4878 for an explanation of the field values.
4901-4901	1	SCORE CODE X = Not Tested E = Extenuating Circumstances, Do Not Score S = Score B = No Information Available (Score Code defaulted to "B" because it was left blank)
4902-4902	1	TELPAS PROFICIENCY LEVEL
4903-4904	2	GRADE
4905-4910	6	BLANK SPEAKING NOTE: Refer to positions 4871-4878 for an explanation of the field values.
4911-4911	1	SCORE CODE X = Not Tested E = Extenuating Circumstances, Do Not Score S = Score B = No Information Available (Score Code defaulted to "B" because it was left blank)
4912-4912	1	TELPAS PROFICIENCY LEVEL
4913-4914	2	GRADE
4915-4920	6	BLANK

CONSOLIDATED ACCOUNTABILITY DATA FILE FORMAT

TXT File

Location

TO-FROM

Field

Length

Field Description and Codes

COMPREHENSION AND COMPOSITE INFORMATION

4921-4923	3	COMPREHENSION SCORE 1.0–4.0 (0.0 = Not Available)
4924-4926	3	COMPOSITE SCORE 1.0–4.0 (0.0 = Not Available)
4927-4927	1	COMPOSITE RATING 0 = No Rating Available 1 = Beginning 2 = Intermediate 3 = Advanced 4 = Advanced High
4928-4936	9	COUNTY-DISTRICT-CAMPUS NUMBER
4937-4940	4	BLANK

CONSOLIDATED ACCOUNTABILITY DATA FILE FORMAT

TXT File Location TO-FROM	Field Length	Field Description and Codes
---------------------------------	-----------------	-----------------------------

2012 TELPAS

Note: Refer to positions 4861–4936 for an explanation of the field values.

4941-4944	4	ADMINISTRATION DATE 0312 = Spring 2012
4945-4950	6	BLANK <u>READING</u>
4951-4951	1	SCORE CODE
4952-4952	1	TELPAS PROFICIENCY LEVEL
4953-4954	2	GRADE
4955-4958	4	SCALE SCORE
4959-4970	12	BLANK <u>WRITING</u>
4971-4971	1	SCORE CODE
4972-4972	1	TELPAS PROFICIENCY LEVEL
4973-4974	2	GRADE
4975-4980	6	BLANK <u>LISTENING</u>
4981-4981	1	SCORE CODE
4982-4982	1	TELPAS PROFICIENCY LEVEL
4983-4984	2	GRADE
4985-4990	6	BLANK <u>SPEAKING</u>
4991-4991	1	SCORE CODE
4992-4992	1	TELPAS PROFICIENCY LEVEL
4993-4994	2	GRADE
4995-5000	6	BLANK <u>COMPREHENSION AND COMPOSITE INFORMATION</u>
5001-5003	3	COMPREHENSION SCORE
5004-5006	3	COMPOSITE SCORE
5007-5007	1	COMPOSITE RATING
5008-5016	9	COUNTY-DISTRICT-CAMPUS NUMBER
5017-5020	4	BLANK

CONSOLIDATED ACCOUNTABILITY DATA FILE FORMAT

TXT File

Location TO-FROM	Field Length	Field Description and Codes
---------------------	-----------------	-----------------------------

TELPAS HISTORICAL INFORMATION

5021-5021	1	<p>FIRST TELPAS YEARS IN U.S. SCHOOLS VALUE</p> <p>S = First enrolled in U.S. schools in the 2nd semester</p> <p>F = First enrolled in U.S. schools in the 1st semester</p> <p>2 = Has been enrolled in U.S. schools for all or part(s) of 2 school years</p> <p>3 = Has been enrolled in U.S. schools for all or part(s) of 3 school years</p> <p>4 = Has been enrolled in U.S. schools for all or part(s) of 4 school years</p> <p>5 = Has been enrolled in U.S. schools for all or part(s) of 5 or more school years (if position 5024–5027 is 2010 or earlier)</p> <p>5 = Has been enrolled in U.S. schools for all or part(s) of 5 school years (if position 5024–5027 is 2011 or after)</p> <p>6 = Has been enrolled in U.S. schools for all or part(s) of 6 or more school years (if position 5024–5027 is 2011 or after)</p> <p>Not applicable to kindergarten</p>
5022-5022	1	<p>TELPAS PROFICIENCY LEVEL WHEN FIRST IN U.S. SCHOOLS</p> <p>0 = No Rating Available</p> <p>1 = Beginning</p> <p>2 = Intermediate</p> <p>3 = Advanced</p> <p>4 = Advanced High</p>
5023-5023	1	<p>TELPAS READING PROFICIENCY LEVEL WHEN FIRST IN U.S. SCHOOLS</p> <p>0 = No Rating Available</p> <p>1 = Beginning</p> <p>2 = Intermediate</p> <p>3 = Advanced</p> <p>4 = Advanced High</p>
5024-5027	4	<p>YEAR OF FIRST TELPAS ASSESSMENT</p> <p>Format = YYYY</p>
5028-5040	13	<p>BLANK</p>

TAKS INFORMATION

Overview

All TAKS, TAKS Accommodated, and TAKS–Modified data for grade 11 assessments are included in this section. Information for the current accountability year and previous year history is included in this section.

CONSOLIDATED ACCOUNTABILITY DATA FILE FORMAT

TXT File

Location TO-FROM	Field Length	Field Description and Codes
---------------------	-----------------	-----------------------------


2013 TAKS (GRADE 11 PRIMARY ADMINISTRATION)

5041-5044	4	ADMINISTRATION DATE 0413 = Spring 2013
5045-5045	1	RECORD UPDATE INDICATOR 0 = No record update is needed 1 = Record update is needed—student ID information (PEIMS ID, name, date of birth) was omitted or is invalid 2 = Record update is needed—PEIMS ID from answer document matches student directory but two of the three of last name, first name, date of birth did not match 3 = Student has multiple records for the same administration and subject
5046-5050	5	BLANK <u>ENGLISH LANGUAGE ARTS</u>
5051-5051	1	TEST VERSION A = TAKS Accommodated K = TAKS M = TAKS–Modified
5052-5052	1	SCORE CODE A = Absent * = No Information Available for this Subject D = No Information Available for this Subject L = Student is LEP exempt O = Other (e.g., illness during testing, testing irregularity) X = Not Tested: ARD Decision S = Score
5053-5056	4	SCALE SCORE
5057-5057	1	MET STANDARD 1 = Yes 0 = No
5058-5058	1	COMMENDED PERFORMANCE 1 = Yes 0 = No <u>MATHEMATICS</u> NOTE: Refer to positions 5051–5058 for an explanation of the field values.
5059-5059	1	TEST VERSION
5060-5060	1	SCORE CODE
5061-5064	4	SCALE SCORE
5065-5065	1	MET STANDARD
5066-5066	1	COMMENDED PERFORMANCE <u>SOCIAL STUDIES</u> NOTE: Refer to positions 5051–5058 for an explanation of the field values.
5067-5067	1	TEST VERSION
5068-5068	1	SCORE CODE

CONSOLIDATED ACCOUNTABILITY DATA FILE FORMAT

TXT File Location TO-FROM	Field Length	Field Description and Codes
5069-5072	4	SCALE SCORE
5073-5073	1	MET STANDARD
5074-5074	1	COMMENDED PERFORMANCE
		<u>SCIENCE</u>
		NOTE: Refer to positions 5051–5058 for an explanation of the field values.
5075-5075	1	TEST VERSION
5076-5076	1	SCORE CODE
5077-5080	4	SCALE SCORE
5081-5081	1	MET STANDARD
5082-5082	1	COMMENDED PERFORMANCE
		TAKS INFORMATION
5083-5091	9	COUNTY-DISTRICT-CAMPUS NUMBER
5092-5092	1	LEP POSTPONEMENT 1 = Yes 0 = No
5093-5093	1	FOREIGN EXCHANGE STUDENT WAIVER 1 = Yes 0 = No
5094-5199	106	BLANK
5200-5200	1	END OF FILE Period

STAAR End-of-Course
2013 Test Administrations



**Reporting Student
Data File Format**

Overview

All STAAR, STAAR L, STAAR Modified, and STAAR Alternate data for end-of-course assessments will be reported on the same data file (STAAR Modified and STAAR Alternate are only administered during the spring administration). There will be one record on the data file for each subject for which a student is assessed. For STAAR and STAAR Modified English I, II, and III, reading and writing results will be in separate records. For STAAR Alternate English I, II, and III, there will not be separate records for reading and writing. See positions 201–202 for the list of codes related to the subjects that will be reported on the data file.

Following is a list of the most significant changes being implemented in 2013.

- 1. Student’s passing standards for Level II and Level III:** The phase-in 1 standard will remain in effect through the 2013–2014 school year. The phase-in 2 and recommended standards will be implemented in the future. The standard that the student has been assigned will be provided in positions 387 (Level II) and 388 (Level III).
- 2. Student’s performance level results:** The student’s performance level results (Minimum, Level II, and Level III) will be provided in positions 389–391. The student’s performance level results will take into account the student’s passing standards, allowing school districts to look in one location on the data file for the student’s results.
- 3. Student’s performance level results at all applicable standards:** The phase-in 2 standard has been added to the data file. There are three performance standards at Minimum and Level II (phase-in 1, phase-in 2, and recommended) and two performance standards at Level III (phase-in and recommended for Algebra II and English III reading and writing). These values can be found in positions 392–399.
- 4. Item correct responses and student’s responses:** Because the tests will be released in 2013 for the primary administrations (excluding STAAR L, STAAR Modified, and Braille tests), the correct responses will be provided on the data file and the student responses will be formatted such that, if the student’s response is incorrect, the response that the student chose will be shown. The student’s responses can be found in positions 499–566 and the correct responses can be found in positions 567–534.

Items five and six below are changes that are applicable to additional data files provided to districts in fall 2013.

- 5. STAAR Progress Measure:** The STAAR Progress Measure will be reported for the Spring 2013 and July 2013 EOC administrations. The updated data files will be provided in September 2013. The Progress Measure will also be reported for the December 2013 administration.

Additional information regarding the STAAR Progress Measure may be found at <http://www.tea.state.tx.us/student.assessment/staar/> under the “STAAR Progress Measure” bullet.

- 6. Raw Scores for STAAR Modified World History:** Raw scores have been added to data file for students that took the STAAR Modified world history assessment. Because world history will no longer be assessed as a result of House Bill 5, standards for the assessment were not set and performance level results (Level II: Satisfactory and Level III: Advanced) will not be reported for these students.

STAAR END-OF-COURSE REPORTING STUDENT DATA FILE FORMAT

Item seven below contains changes applicable to the July and December 2013 administrations.

- 7. Changes for December 2013 due to House Bill (HB) 5 Changes:** Geometry, Algebra II, chemistry, physics, English III reading and writing, world geography, and world history will not be tested due to changes as a result to HB 5. References to these subjects can be ignored for the July 2013 and December 2013 administrations.

In addition, the Minimum Score is no longer applicable as a result of HB 5 changes. Effective with the December 2013 administration, Minimum score results will no longer be reported for Algebra I, biology, and U.S. history (positions 389 and 392–394). The Minimum Score will continue to be reported for English I and II reading and writing until English I and II become a combined reading and writing assessment in spring 2014.

Attention For Users of Tab-delimited Files

If you ordered a tab-delimited file, a delimiter has been placed after each data field in the file (Hex = 09). For example, the first data field, Administration Date, has a field length of 4 and is followed by a delimiter in position 5. Therefore, the data for Grade-Level-Code begins in position 6 rather than position 5 as shown in the data file format.

STAAR END-OF-COURSE REPORTING STUDENT DATA FILE FORMAT

LOCATION FROM-TO	FIELD LENGTH	EOC FIELD DESCRIPTION AND ANSWER DOCUMENT CODES (PEIMS data element names are used where available)	EOC ANSWER DOCUMENT COLUMN HEADINGS (AND CODES)
---------------------	-----------------	--	---

ADMINISTRATION AND STUDENT ID INFORMATION

1-4	4	ADMINISTRATION DATE 1513 = Spring 2013 1613 = Summer 2013 1313 = Fall 2013	
5-6	2	GRADE-LEVEL-CODE The grade is the value gridded on the students answer document or entered through the online system. If no grade is provided, the grade on the PEIMS file will be used if an appropriate match can be made.	
7-8	2	ESC REGION NUMBER	
9-17	9	COUNTY-DISTRICT-CAMPUS NUMBER	
18-32	15	DISTRICT-NAME	
33-47	15	CAMPUS-NAME	
48-62	15	LAST-NAME	
63-72	10	FIRST-NAME	
73-73	1	MIDDLE INITIAL	
74-82	9	STUDENT-ID (as used for PEIMS) Either the student’s social security number or a state-approved alternate ID consisting of an “S” followed by eight digits	
83-83	1	SEX-CODE M = Male F = Female	SEX CODE (M) (F)
84-91	8	DATE-OF-BIRTH (MMDDYYYY)	
92-92	1	BLANK	

DEMOGRAPHIC INFORMATION

93-93	1	HISPANIC-LATINO-CODE Student has been identified as Hispanic or Latino. 1 = Yes 0 = No	ETH (1) (0)
94-94	1	AMERICAN-INDIAN-ALASKA-NATIVE-CODE Student has been identified as American Indian or Alaska Native. 1 = Yes 0 = No	RACE-I (1) (0)
95-95	1	ASIAN-CODE Student has been identified as Asian. 1 = Yes 0 = No	RACE-A (1) (0)

STAAR END-OF-COURSE REPORTING STUDENT DATA FILE FORMAT

LOCATION FROM-TO	FIELD LENGTH	EOC FIELD DESCRIPTION AND ANSWER DOCUMENT CODES (PEIMS data element names are used where available)	EOC ANSWER DOCUMENT COLUMN HEADINGS (AND CODES)
96-96	1	BLACK-AFRICAN-AMERICAN-CODE Student has been identified as Black or African American. 1 = Yes 0 = No	RACE-B (1) (0)
97-97	1	NATIVE-HAWAIIAN-PACIFIC-ISLANDER-CODE Student has been identified as Native Hawaiian or Other Pacific Islander. 1 = Yes 0 = No	RACE-P (1) (0)
98-98	1	WHITE-CODE Student has been identified as White. 1 = Yes 0 = No	RACE-W (1) (0)
99-99	1	ETHNICITY/RACE REPORTING CATEGORY H = Hispanic/Latino I = American Indian or Alaska Native A = Asian B = Black or African American P = Native Hawaiian or Other Pacific Islander W = White T = Two or More Races N = No Information Provided	
100-100	1	ECONOMIC-DISADVANTAGE-CODE 1 = Eligible for free meals under the National School Lunch and Child Nutrition Program 2 = Eligible for reduced-price meals under the National School Lunch and Child Nutrition Program 9 = Other economic disadvantage 0 = Not identified as economically disadvantaged	ED (01) (02) (99) (00)
101-101	1	TITLE-I-PART-A-INDICATOR-CODE 6 = Student attends campus with schoolwide program 7 = Student participates in program at targeted assistance school 8 = Student is previous participant in program at targeted assistance school (not a current participant) 9 = Student does not attend a Title I, Part A school but receives Title I, Part A services because the student is homeless 0 = Student does not currently participate in and has not previously participated in program at current campus	TIA (6) (7) (8) (9) (0)
102-102	1	MIGRANT-INDICATOR-CODE Student has been identified as a migrant student. 1 = Yes 0 = No	MS (1) (0)
103-106	4	BLANK	

STAAR END-OF-COURSE REPORTING STUDENT DATA FILE FORMAT

LOCATION FROM-TO	FIELD LENGTH	EOC FIELD DESCRIPTION AND ANSWER DOCUMENT CODES (PEIMS data element names are used where available)	EOC ANSWER DOCUMENT COLUMN HEADINGS (AND CODES)
107-107	1	LEP-INDICATOR-CODE C = Student is currently identified as LEP F = Student has met criteria for bilingual/ESL program exit, is no longer classified as LEP in PEIMS, and is in his or her first year of monitoring S = Student has met criteria for bilingual/ESL program exit, is no longer classified as LEP in PEIMS, and is in his or her second year of monitoring 0 = Other Non-LEP student	L (C) (M1) (M2) (0)
108-108	1	BILINGUAL-INDICATOR-CODE 2 = Transitional bilingual/early exit 3 = Transitional bilingual/late exit 4 = Dual language immersion/two-way 5 = Dual language immersion/one-way 0 = Student is not participating in a state-approved full bilingual program	B (2) (3) (4) (5) (0)
109-109	1	ESL-INDICATOR-CODE Student participates only in English as a Second Language (ESL) program. 2 = ESL/content-based 3 = ESL/pull-out 0 = Student is not participating in a state-approved ESL program	ESL (2) (3) (0)
110-110	1	BLANK	
111-111	1	SPECIAL-ED-INDICATOR-CODE 1 = Student is participating in a special education program 0 = Student is not participating in a special education program	SE (1) (0)
112-116	5	BLANK	
117-117	1	GIFTED-TALENTED-INDICATOR-CODE Student is participating in a state-approved Gifted/Talented program. 1 = Yes 0 = No	G/T (1) (0)
118-118	1	AT-RISK-INDICATOR-CODE Student is designated at risk of dropping out of school under state-mandated academic criteria only. 1 = Yes 0 = No	AR (1) (0)
119-121	3	BLANK	
122-122	1	CAREER-AND-TECHNICAL-ED-INDICATOR-CODE (grades 6–12) Indicates whether student is enrolled in one or more state-approved technical education courses. 1 = Enrolled in one or more state-approved career and technical courses as an elective 2 = Participant in the district’s career and technical coherent sequence of courses program 3 = Participant in district’s tech prep courses 0 = No participation in career and technical courses	CT (1) (2) (3) (0)

STAAR END-OF-COURSE REPORTING STUDENT DATA FILE FORMAT

LOCATION FROM-TO	FIELD LENGTH	EOC FIELD DESCRIPTION AND ANSWER DOCUMENT CODES (PEIMS data element names are used where available)	EOC ANSWER DOCUMENT COLUMN HEADINGS (AND CODES)
<u>OTHER STUDENT INFORMATION</u>			
123-131	9	LOCAL-STUDENT-ID (optional, assigned by school district)	
132-140	9	DOCUMENT NUMBER Identification number printed on the Confidential Student Report	
141-142	2	BLANK	
143-143	1	RECORD UPDATE INDICATOR 0 = No record update is needed 1 = Record update is needed – student ID information (PEIMS ID, Name, Date-of-Birth, or Sex-Code) was omitted or is invalid 2 = Record update is needed – student ID information provided on the answer document does not match the information in the student directory (the PEIMS ID matched the student directory but at least two out of the three of the last name, first name, or date-of-birth did not match) 3 = Student has multiple records for the same administration and subject. The student’s results for the records will not be available in the Student Portal/history until the discrepancy can be resolved.	
144-152	9	FALL 2012 PEIMS COUNTY-DISTRICT-CAMPUS NUMBER	
153-154	2	FALL 2012 PEIMS CRISIS CODE	
155-156	2	FALL 2012 PEIMS STUDENT ATTRIBUTION CODE	
157-162	6	STUDENT PORTAL UNIQUE ACCESS CODE The access code will provide families with confidential login information to view a student’s assessment results online. The Student Portal can be accessed at http://www.TexasAssessment.com/Students . Families will have access to assessment results that include STAAR, TAKS, and TELPAS administrations. Prior to the 2007–2008 school year, only higher level information (e.g. met standard, scale score, etc.) will be available for TAKS and TELPAS. Students requiring record updates due to invalid student ID information provided on the answer document, or information that does not match the student directory, will not receive a student data portal access code.	
163-163	1	MIGRANT STUDENT IN TEXAS MIGRANT INTERSTATE PROGRAM (TMIP) Student participated in out-of-state testing through the TMIP. 1 = Yes 0 = No	
164-164	1	HIGH SCHOOL EQUIVALENCY PROGRAM (HSEP) 1 = Yes 0 = No	
165-165	1	FOREIGN EXCHANGE STUDENT WAIVER The Foreign Exchange Student Waiver will be populated starting with the July 2013 administration. 1 = Yes 0 = No	
166-200	35	BLANK	

STAAR END-OF-COURSE REPORTING STUDENT DATA FILE FORMAT

**LOCATION FIELD
FROM-TO LENGTH**

**EOC FIELD DESCRIPTION AND ANSWER DOCUMENT CODES
(PEIMS data element names are used where available)**

**EOC ANSWER
DOCUMENT COLUMN
HEADINGS (AND CODES)**

SUBJECT INFORMATION

Below are the codes used to indicate the subject reported for each record in the data file. A check mark indicates the subject is applicable for the respective program, an “N/A” indicates it is not applicable, and an “*” indicates it is not applicable in 2013 but will be in the future.

English I, II, and III reading and writing are reported separately for STAAR and STAAR Modified; therefore STAAR and STAAR Modified reading and writing will have separate records in the data file (R1, R2, R3, W1, W2, and W3). English I, II, and III reading and writing are not reported separately for STAAR Alternate; therefore E1, E2, and E3 will be used for STAAR Alternate.

201-202 2 **END-OF-COURSE CODE**

End-of-Course Code	Subject	STAAR	STAAR L	STAAR Modified	STAAR Alternate
A1	Algebra I	✓	✓	✓	✓
GE	Geometry	✓	✓	✓	✓
A2	Algebra II	✓	✓	N/A	N/A
BI	Biology	✓	✓	✓	✓
CH	Chemistry	✓	✓	N/A	N/A
PH	Physics	✓	✓	N/A	N/A
E1	English I	N/A	N/A	N/A	✓
E2	English II	N/A	N/A	N/A	✓
E3	English III	N/A	N/A	N/A	✓
R1	English I Reading	✓	N/A	✓	N/A
R2	English II Reading	✓	N/A	✓	N/A
R3	English III Reading	✓	N/A	*	N/A
W1	English I Writing	✓	N/A	✓	N/A
W2	English II Writing	✓	N/A	✓	N/A
W3	English III Writing	✓	N/A	*	N/A
WG	World Geography	✓	✓	✓	✓
WH	World History	✓	✓	✓	✓
US	U.S. History	✓	✓	*	✓

203-206 4 **LOCAL USE**

207-214 8 **BLANK**

215-219 5 **AGENCY USE**

220-229 10 **BLANK**

230-231 2 **TEST DATE**

232-250 19 **BLANK**

STAAR END-OF-COURSE REPORTING STUDENT DATA FILE FORMAT

LOCATION FROM-TO	FIELD LENGTH	EOC FIELD DESCRIPTION AND ANSWER DOCUMENT CODES (PEIMS data element names are used where available)	EOC ANSWER DOCUMENT COLUMN HEADINGS (AND CODES)
---------------------	-----------------	--	---

TEST ACCOMMODATIONS INFORMATION

TEST ACCOMMODATIONS

251-251	1	Type 1 1 = Yes 0 = No	(1)
252-252	1	Type 2 1 = Yes 0 = No	(2)
253-253	1	Type 2: Braille 1 = Yes 0 = No	(BR)
254-254	1	Type 2: Large Print 1 = Yes 0 = No	(LP)
255-255	1	Type 2: Oral Administration 1 = Yes 0 = No	(OA)
256-256	1	Type 2: Extra Time (To End of Day) 1 = Yes 0 = No	(XT)
257-257	1	Type 3 1 = Yes 0 = No	(3)
258-258	1	Type 3: Extra Day 1 = Yes 0 = No	(XD)
259-270	12	BLANK	

STAAR END-OF-COURSE REPORTING STUDENT DATA FILE FORMAT

LOCATION FROM-TO	FIELD LENGTH	EOC FIELD DESCRIPTION AND ANSWER DOCUMENT CODES (PEIMS data element names are used where available)	EOC ANSWER DOCUMENT COLUMN HEADINGS (AND CODES)
---------------------	-----------------	--	---

LINGUISTIC ACCOMMODATIONS

271-271	1	Bilingual Dictionary 1 = Yes 0 = No	(BD)
272-272	1	Clarification of Word Meaning in English 1 = Yes 0 = No	(CE)
273-273	1	Reading Aloud of Text 1 = Yes 0 = No	(RA)
274-274	1	Clarification in English of Words in Writing Prompt 1 = Yes 0 = No	(CP)
275-275	1	Clarification in English of Words in Reading Questions 1 = Yes 0 = No	(CS)
276-276	1	Oral Translation 1 = Yes 0 = No	(OT)
277-277	1	Bilingual Glossary 1 = Yes 0 = No	(BG)
278-278	1	Extra Time (To End of Day) 1 = Yes 0 = No	(XT)
279-290	12	BLANK	

STAAR END-OF-COURSE REPORTING STUDENT DATA FILE FORMAT

LOCATION FROM-TO	FIELD LENGTH	EOC FIELD DESCRIPTION AND ANSWER DOCUMENT CODES (PEIMS data element names are used where available)	EOC ANSWER DOCUMENT COLUMN HEADINGS (AND CODES)
---------------------	-----------------	--	---

SCORE CODE INFORMATION

291-291	1	SCORE CODE A = Absent G = STAAR Alternate record O = Other (e.g., illness during testing, testing irregularity) S = Score	(A) (O) (S)
292-295	4	BLANK	

SCORE CODE DEFAULT INFORMATION

296-296	1	SCORE CODE DEFAULT 1 = the score code was defaulted to "O" because either the score code was left blank or multiple values were gridded in the score code field 0 = the score code was not defaulted	
297-300	4	BLANK	

TEST ADMINISTRATION MODE INFORMATION

301-301	1	TEST ADMINISTRATION MODE O = Online test administration P = Paper test administration (Students that take a STAAR L test using a test booklet and have their responses transcribed into the online system will be designated as having a paper test administration.)	
302-305	4	BLANK	

TEST VERSION INFORMATION

306-306	1	TEST VERSION S = STAAR L = STAAR L M = STAAR Modified T = STAAR Alternate	
307-350	44	BLANK	

STAAR END-OF-COURSE REPORTING STUDENT DATA FILE FORMAT

**LOCATION FIELD
FROM-TO LENGTH**

**EOC FIELD DESCRIPTION AND ANSWER DOCUMENT CODES
(PEIMS data element names are used where available)**

**EOC ANSWER
DOCUMENT COLUMN
HEADINGS (AND CODES)**

ASSESSMENT SCORE INFORMATION

The following information is based on STAAR blueprints, which can be found at <http://www.tea.state.tx.us/student.assessment/staar/>.

The following tables show the number of items for each reporting category tested on the STAAR, STAAR L, and STAAR Modified mathematics, science, and social studies assessments.

STAAR and STAAR L

Subject	Reporting Categories							Total
	1	2	3	4	5	6	7	
Algebra I	8	12	15	10	9	N/A	N/A	54
Geometry	10	8	10	16	8	N/A	N/A	52
Algebra II	8	8	12	6	5	5	6	50

Subject	Reporting Categories					Total
	1	2	3	4	5	
Biology	11	11	10	11	11	54
Chemistry	12	9	14	8	9	52
Physics	14	12	12	12	N/A	50

Subject	Reporting Categories					Total
	1	2	3	4	5	
World Geography	14	26	14	14	N/A	68
World History	18	20	10	10	10	68
U.S. History	30	12	10	16	N/A	68

STAAR Modified

Subject	Reporting Categories					Total
	1	2	3	4	5	
Algebra I	6	10	12	8	7	43
Geometry	8	6	8	14	6	42

Subject	Reporting Categories					Total
	1	2	3	4	5	
Biology	9	8	8	9	9	43

Subject	Reporting Categories					Total
	1	2	3	4	5	
World Geography	11	21	11	11	N/A	54
World History	14	16	8	8	8	54
U.S. History	*	*	*	*	N/A	*

* Not applicable in 2013

STAAR END-OF-COURSE REPORTING STUDENT DATA FILE FORMAT

**LOCATION FIELD
FROM-TO LENGTH**

**EOC FIELD DESCRIPTION AND ANSWER DOCUMENT CODES
(PEIMS data element names are used where available)**

**EOC ANSWER
DOCUMENT COLUMN
HEADINGS (AND CODES)**

The following tables show the number of items and points for each reporting category tested on the STAAR and STAAR Modified English I, II, and III reading assessments.

STAAR

English I, II, and III	Reading Reporting Categories			Total
	1	2	3	
Multiple-Choice Items	8	16	14	38
Reading Short Answer Items	2	0	0	2
Total Items	10	16	14	40

English I, II, and III	Reading Reporting Categories			Total
	1	2	3	
Multiple-Choice Items	8	16	14	38
Reading Short Answer Points Possible	18*	0	0	18
Total Raw Score Points	26	16	14	56

* Short answer items are weighted by three. A score of 3 on both items would yield a maximum score of $6 \times 3 = 18$.

STAAR Modified

English I and II	Reading Reporting Categories			Total
	1	2	3	
Multiple-Choice Items	6	13	11	30

STAAR END-OF-COURSE REPORTING STUDENT DATA FILE FORMAT

**LOCATION FIELD
FROM-TO LENGTH**

**EOC FIELD DESCRIPTION AND ANSWER DOCUMENT CODES
(PEIMS data element names are used where available)**

**EOC ANSWER
DOCUMENT COLUMN
HEADINGS (AND CODES)**

The following tables show the number of items and points possible for each reporting category tested on the STAAR and STAAR Modified English I, II, and III writing assessments.

STAAR

English I, II, and III	Writing Reporting Categories			Total
	4	5	6	
Multiple-Choice Items	0	15	15	30
Written Composition Items	2	0	0	2
Total Items	2	15	15	32

English I, II, and III	Writing Reporting Categories			Total
	4	5	6	
Multiple-Choice Items	0	15	15	30
Written Composition Points Possible	32*	0	0	32
Total Raw Score Points	32	15	15	62

* STAAR written composition scores are weighted by two. A score of 8 on both items would yield a maximum score of $16 \times 2 = 32$.

STAAR Modified

English I and II	Writing Reporting Categories			Total
	4	5	6	
Multiple-Choice Items	0	12	12	24
Written Composition Item	1	0	0	1
Total Items	1	12	12	25

English I and II	Writing Reporting Categories			Total
	4	5	6	
Multiple-Choice Items	0	12	12	24
Written Composition Points Possible	18**	0	0	18
Total Raw Score Points	18	12	12	42

** The STAAR Modified written composition score is weighted by three. A score of 6 on the item would yield a maximum score of $6 \times 3 = 18$.

351-364

14

REPORTING CATEGORY SCORES

Number of items correct by reporting category. Reporting category scores for STAAR and STAAR Modified writing (reporting categories 4, 5, and 6) will be placed in the first 6 positions; 351–352 for reporting category 4, 353–354 for reporting category 5, and 355–356 for reporting category 6.

STAAR END-OF-COURSE REPORTING STUDENT DATA FILE FORMAT

LOCATION FROM-TO	FIELD LENGTH	EOC FIELD DESCRIPTION AND ANSWER DOCUMENT CODES (PEIMS data element names are used where available)	EOC ANSWER DOCUMENT COLUMN HEADINGS (AND CODES)
---------------------	-----------------	--	---

365-366

2

RAW SCORE

The STAAR, STAAR L, and STAAR Modified raw score for mathematics, science, and social studies assessments is the total number of items the student answered correctly.

The STAAR reading raw score for English I, II, and III is calculated by adding the number of multiple-choice items answered correctly to the weighted short-answer scores (short-answer items are weighted by three). {Number of multiple-choice items + (single selection short-answer item * 3) + (paired selections short-answer item * 3)}.

If a student has 30 of the 38 multiple-choice items correct and receives a score of 2 on the single selection short-answer item and a score of 3 on the paired selection short-answer item, the student’s total raw score will be 45 out of 56 possible raw score points {30 + (2 * 3) + (3 * 3)}.

The total raw score will range from 0 to 56 for STAAR reading. There are no short-answer items for STAAR Modified reading; the raw score will be the total number of multiple-choice items correct and will range from 0 to 30.

The STAAR writing raw score for English I, II, and III is calculated by adding the number of multiple-choice items answered correctly to the weighted written composition scores {number of multiple-choice items + (written composition #1 * 2) + (written composition #2 * 2)}.

If a student has 26 of the 30 multiple-choice items correct and receives a combined score of 5 on the first written composition and a combined score of 6 on the second written composition, the student’s total writing raw score will be 48 out of 62 possible raw score points {26 + (5 * 2) + (6 * 2)}.

The total raw score will range from 0 to 62 for STAAR writing.

The STAAR Modified writing raw score for English I and II is calculated by adding the number of multiple-choice items answered correctly to the weighted written composition score {number of multiple-choice items + (written composition * 3)}.

The total raw score will range from 0 to 42 for STAAR Modified writing.

367-370

4

SCALE SCORE

371-371

1

READING SHORT ANSWER ITEM – Single Selection

Scores for the short answer items range from 0 to 3.

The description for each score point is listed below.

- 0 = Insufficient
- 1 = Partially Sufficient
- 2 = Sufficient
- 3 = Exemplary

372-372

1

READING SHORT ANSWER ITEM – Paired Selections

See the READING SHORT ANSWER ITEM – Single Selection above for an explanation of scores.

STAAR END-OF-COURSE REPORTING STUDENT DATA FILE FORMAT

LOCATION FROM-TO	FIELD LENGTH	EOC FIELD DESCRIPTION AND ANSWER DOCUMENT CODES (PEIMS data element names are used where available)	EOC ANSWER DOCUMENT COLUMN HEADINGS (AND CODES)
373-373	1	<p>WRITTEN COMPOSITION SCORE # 1</p> <p>Two ratings (0–4) are added together to determine the final written composition score. Possible scores for the STAAR written compositions are 0 and 2–8. The type of writing for STAAR written composition # 1 is literary for English I, expository for English II, and persuasive for English III.</p> <p>The description for each STAAR score point is listed below.</p> <ul style="list-style-type: none"> 0 = Nonscorable 2 = Very Limited 3 = Between Very Limited and Basic 4 = Basic 5 = Between Basic and Satisfactory 6 = Satisfactory 7 = Between Satisfactory and Accomplished 8 = Accomplished <p>Possible scores for the STAAR Modified written composition are 0 and 2–6. The type of writing for the STAAR Modified written composition is literary for English I and expository for English II.</p> <p>The description for each STAAR Modified score point is listed below.</p> <ul style="list-style-type: none"> 0 = Nonscorable 2 = Very Limited 3 = Between Very Limited and Basic 4 = Basic 5 = Between Basic and Satisfactory 6 = Satisfactory 	
374-374	1	<p>WRITTEN COMPOSITION SCORE # 2 (Not applicable for STAAR Modified)</p> <p>See the WRITTEN COMPOSITION SCORE # 1 above for an explanation of scores. The type of writing for STAAR written composition # 2 is expository for English I, persuasive for English II, and analytical for English III.</p>	
375-386	12	BLANK	

STAAR END-OF-COURSE REPORTING STUDENT DATA FILE FORMAT

LOCATION FROM-TO	FIELD LENGTH	EOC FIELD DESCRIPTION AND ANSWER DOCUMENT CODES (PEIMS data element names are used where available)	EOC ANSWER DOCUMENT COLUMN HEADINGS (AND CODES)
---------------------	-----------------	--	---

STUDENT'S PASSING STANDARDS

387-387	1	<p>STUDENT'S PASSING STANDARD FOR LEVEL II The Level II passing standard is not applicable for STAAR Alternate. 1 = Level II Phase-In 1 Passing Standard 2 = Level II Phase-In 2 Passing Standard 3 = Level II Recommended Passing Standard</p>
---------	---	--

388-388	1	<p>STUDENT'S PASSING STANDARD FOR LEVEL III The Phase-In standard only applies to Algebra II and English III reading and writing. The Level III passing standard is not applicable for STAAR Modified or STAAR Alternate. 1 = Level III Phase-In Passing Standard 2 = Level III Recommended Passing Standard</p>
---------	---	--

STUDENT'S PERFORMANCE LEVEL RESULTS

389-389	1	<p>LEVEL I: ACHIEVED MINIMUM SCORE AT STUDENT'S STANDARD (STAAR and STAAR L) 1 = Yes 0 = No</p>
---------	---	--

390-390	1	<p>LEVEL II: SATISFACTORY ACADEMIC PERFORMANCE AT STUDENT'S STANDARD (STAAR, STAAR L, STAAR Modified, and STAAR Alternate) 1 = Yes 0 = No</p>
---------	---	--

391-391	1	<p>LEVEL III: ADVANCED/ACCOMPLISHED ACADEMIC PERFORMANCE AT STUDENT'S STANDARD (STAAR, STAAR L, STAAR Modified, and STAAR Alternate) 1 = Yes 0 = No</p>
---------	---	--

STAAR END-OF-COURSE REPORTING STUDENT DATA FILE FORMAT

LOCATION FROM-TO	FIELD LENGTH	EOC FIELD DESCRIPTION AND ANSWER DOCUMENT CODES (PEIMS data element names are used where available)	EOC ANSWER DOCUMENT COLUMN HEADINGS (AND CODES)
---------------------	-----------------	--	---

STUDENT'S PERFORMANCE LEVEL RESULTS AT ALL APPLICABLE STANDARDS

392-392	1	<p>LEVEL I: ACHIEVED MINIMUM SCORE AT THE PHASE-IN 1 STANDARD (STAAR and STAAR L)</p> <p style="margin-left: 20px;">1 = Yes 0 = No</p>	
393-393	1	<p>LEVEL I: ACHIEVED MINIMUM SCORE AT THE PHASE-IN 2 STANDARD (STAAR and STAAR L)</p> <p style="margin-left: 20px;">1 = Yes 0 = No</p>	
394-394	1	<p>LEVEL I: ACHIEVED MINIMUM SCORE AT THE RECOMMENDED STANDARD (STAAR and STAAR L)</p> <p style="margin-left: 20px;">1 = Yes 0 = No</p>	
395-395	1	<p>LEVEL II: SATISFACTORY ACADEMIC PERFORMANCE AT THE PHASE-IN 1 STANDARD (STAAR, STAAR L, and STAAR Modified)</p> <p style="margin-left: 20px;">1 = Yes 0 = No</p>	
396-396	1	<p>LEVEL II: SATISFACTORY ACADEMIC PERFORMANCE AT THE PHASE-IN 2 STANDARD (STAAR, STAAR L, AND STAAR Modified)</p> <p style="margin-left: 20px;">1 = Yes 0 = No</p>	
397-397	1	<p>LEVEL II: SATISFACTORY ACADEMIC PERFORMANCE AT THE RECOMMENDED STANDARD (STAAR, STAAR L, STAAR Modified, and STAAR Alternate)</p> <p style="margin-left: 20px;">1 = Yes 0 = No</p>	
398-398	1	<p>LEVEL III: ADVANCED ACADEMIC PERFORMANCE AT THE PHASE-IN STANDARD (STAAR Algebra II, English III reading, and English III writing; STAAR L Algebra II)</p> <p style="margin-left: 20px;">1 = Yes 0 = No</p>	
399-399	1	<p>LEVEL III: ADVANCED/ACCOMPLISHED ACADEMIC PERFORMANCE AT THE RECOMMENDED STANDARD (STAAR, STAAR L, STAAR Modified, and STAAR Alternate)</p> <p style="margin-left: 20px;">1 = Yes 0 = No</p>	
400-400	1	<p>STAAR PROGRESS MEASURE</p> <p>The Progress Measure will be available for STAAR, STAAR L, STAAR Modified, and STAAR Alternate Algebra I; for STAAR and STAAR Modified English I Reading, English II Reading, and English II Writing; and STAAR Alternate English I and English II.</p> <p style="margin-left: 20px;">2 = Exceeded 1 = Met 0 = Did Not Meet</p>	

STAAR END-OF-COURSE REPORTING STUDENT DATA FILE FORMAT

LOCATION FROM-TO	FIELD LENGTH	EOC FIELD DESCRIPTION AND ANSWER DOCUMENT CODES (PEIMS data element names are used where available)	EOC ANSWER DOCUMENT COLUMN HEADINGS (AND CODES)
401-428	28	BLANK	
429-430	2	STAAR MODIFIED TEST FORM NUMBER (World History)	
431-498	68	<p>ITEM REPORTING CATEGORY NUMBERS</p> <p>The number in each field indicates the reporting category measured by the corresponding item. For example, the value in the first field, position 431, indicates the reporting category measured by item 1. The second field, position 432, indicates the reporting category measured by item 2, and so on.</p> <p>Note: The reporting category numbers will not be populated for Braille, STAAR L, and STAAR Modified. The item reporting category numbers will only be provided for the spring administration.</p>	
499-566	68	<p>ITEM STUDENT RESPONSES</p> <p>The character in each field indicates the student’s response to the corresponding item. The student’s response to item 1 is in the first field, the student’s response to item 2 is in the second field, and so on. Correct responses are indicated by a plus sign (+); an alpha character (A–D or F–J) indicates an incorrect response; and an asterisk (*) indicates that the response was left blank or multiple values were gridded. Note: for any open-ended griddable items, B = incorrect response.</p> <p>Note: The student responses will not be populated for Braille, STAAR L, and STAAR Modified. The item student responses will only be provided for the spring administration.</p>	
567-634	68	<p>ITEM CORRECT RESPONSES</p> <p>The character in each field indicates the correct response to the corresponding item (value = A–D or F–J). Note: “A” will be the correct response for any open-ended griddable items.</p> <p>Note: The correct responses will not be populated for Braille, STAAR L, and STAAR Modified. The correct responses will only be provided for the spring administration.</p>	
635-700	66	BLANK	

STAAR END-OF-COURSE REPORTING STUDENT DATA FILE FORMAT

LOCATION FROM-TO	FIELD LENGTH	EOC FIELD DESCRIPTION AND ANSWER DOCUMENT CODES (PEIMS data element names are used where available)	EOC ANSWER DOCUMENT COLUMN HEADINGS (AND CODES)
---------------------	-----------------	--	---

STAAR EOC ALTERNATE INFORMATION

701-704	4	<p>REPORTING CATEGORY ASSESSED</p> <p>One digit indicator noting which reporting categories were assessed.</p>	
705-708	4	<p>LEVEL OF COMPLEXITY</p> <p>Level of Complexity is a designation assigned to each assessment task based on the complexity of the task.</p> <p>3 = Level 3 assessment tasks are the most complex and involve applying knowledge beyond basic recall.</p> <p>2 = Level 2 assessment tasks are moderately complex and involve recalling information at a basic level.</p> <p>1 = Level 1 assessment tasks are the least complex and involve responding to knowledge at the beginning awareness level.</p> <p>+ = Partial Score</p> <p>Blank = Level of Complexity was not selected</p>	
709-720	12	<p>DEMONSTRATION OF SKILL SCORES</p> <p>Demonstration of Skill indicates the score points for student performance based on how many of the predetermined criteria the student successfully demonstrated for each assessment task. The student's Demonstration of Skill score for each essence statement is weighted according to the complexity level of the assessment task. Level 3 assessment tasks receive the highest numerical weighting and the Level 1 assessment tasks receive the lowest.</p> <p>The weighted Demonstration of Skill score will range from 0.0 to 9.0. If the essence statement was a Partial Score, a "+" will be present. If the Demonstration of Skill was not entered, a "-" will be present. The Demonstration of Skill will be blank if not assessed or no response observed.</p>	
721-724	4	<p>LEVEL OF SUPPORT SCORES</p> <p>Level of Support indicates the score points for student performance based on whether the student demonstrated the predetermined criteria for each assessment task independently, with cueing or with prompting.</p> <p>The Level of Support score will range from 0 to 6. If the essence statement was a Partial Score, a "+" will be present. If the Level of Support was not entered, a "-" will be present. The Level of Support will be blank if not assessed or no response observed.</p>	
725-728	4	<p>GENERALIZATION OF SKILL SCORES</p> <p>Generalization of Skill indicates the score points for student performance based on whether the student successfully completed the three predetermined criteria for each assessment task in a different context (environment, personnel, or materials). Only students accessing Level 2 or 3 assessment tasks who demonstrate the predetermined criteria successfully without prompting for the primary observation are eligible for generalization.</p> <p>If the essence statement was not eligible for Generalization, an "N" will be present. If the essence statement was a Partial Score, a "+" will be present. The Generalization of Skill score will range from 0 to 6. If the student was eligible for Generalization but the Generalization of Skill was not entered, a "-" will be present. The Generalization of Skill will be blank if not assessed or no response observed.</p>	

STAAR END-OF-COURSE REPORTING STUDENT DATA FILE FORMAT

LOCATION FROM-TO	FIELD LENGTH	EOC FIELD DESCRIPTION AND ANSWER DOCUMENT CODES (PEIMS data element names are used where available)	EOC ANSWER DOCUMENT COLUMN HEADINGS (AND CODES)
729-744	16	<p>SCORE POINTS ACHIEVED</p> <p>Score points achieved for each essence statement (weighted Demonstration of Skill + Level of Support + Generalization of Skill)</p> <p>The Points Achieved will range from 0.0 to 21.0.</p>	
745-746	2	<p>TOTAL SCORE POINTS ACHIEVED</p> <p>Total Score—after adding together the achieved score on each essence statement the total score is rounded to the nearest whole number. Scores with decimal places of 0.5 and above are rounded up and scores with decimal places less than 0.5 are rounded down.</p> <p>Total Points Achieved ranges from 0 to 84.</p>	
747-747	1	<p>ASSESSMENT CATEGORY</p> <p>1 = Not Assessed 2 = Complete Score 3 = Partial Score 4 = No Response Observed</p>	
748-748	1	<p>NO RESPONSE OBSERVED REASON</p> <p>1 = Inability to display any observable change in affect or movement due to an ongoing medical condition (NRO1) 2 = Inability to display any observable change in affect or movement due to multiple disabilities or the severity of the student's disability (NRO2)</p>	
749-999	251	BLANK	
1000-1000	1	PERIOD	