

A National Comparison

The National Assessment of Educational Progress (NAEP) is the largest nationally representative assessment of what America's students know and can do.

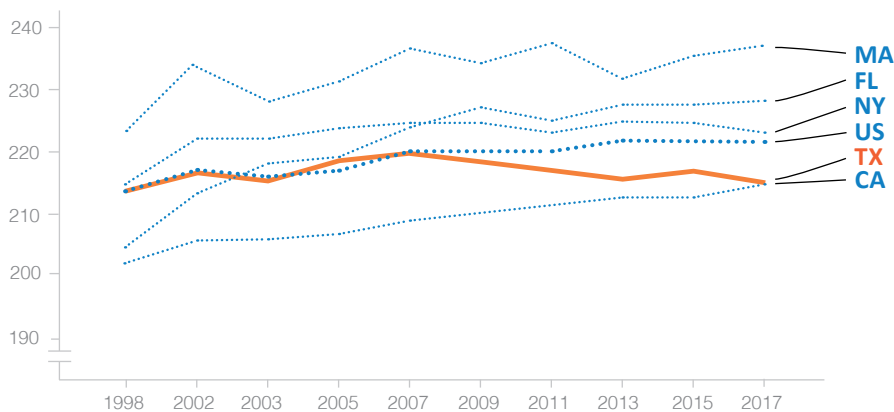


NAEP READING COMPARISON

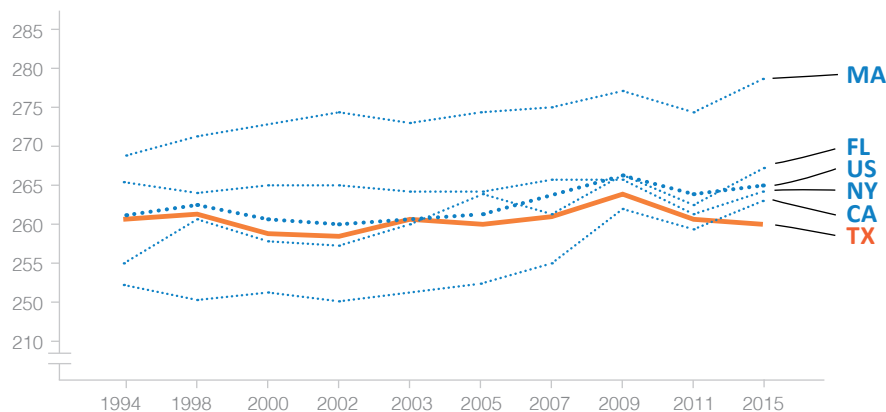
Overall comparison in 4th and 8th Grade reading⁵⁸

There is still work to be done to boost our reading achievement relative to our peers.

4TH GRADE



8TH GRADE



20 HOW TEXAS STACKS UP

Comparatively, Texas has comparable scores in mathematics. However, there is a need for growth in 4th grade reading.

ALL STUDENTS

46th

NAEP 4TH READING

42nd

NAEP 8TH READING

WHITE STUDENTS



23rd in the country for 4th grade reading
8th in the country for 4th grade math



37th in the country for 8th grade reading
7th in the country for 8th grade math

AFRICAN-AMERICAN STUDENTS



9th in the country for 4th grade reading
6th in the country for 4th grade math



21st in the country for 8th grade reading
7th in the country for 8th grade math



Splendor ISD

NAEP MATH COMPARISON

Overall comparison in 4th and 8th Grade math⁵⁹

Texas continues to outpace many of its peer states in overall math achievement.



17th UP TO OTHER STATES

Competitive 4th grade and 8th grade reading, there is still substantial room for improvement in 4th and 8th grade math.

STUDENTS

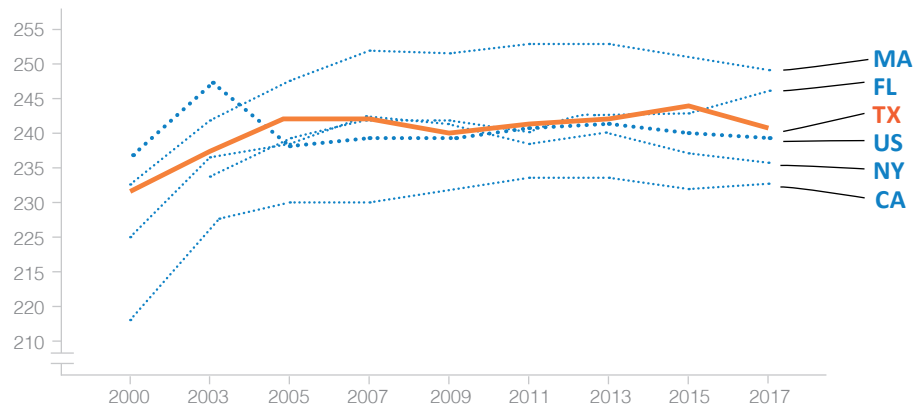
19th

NAEP 4TH MATH

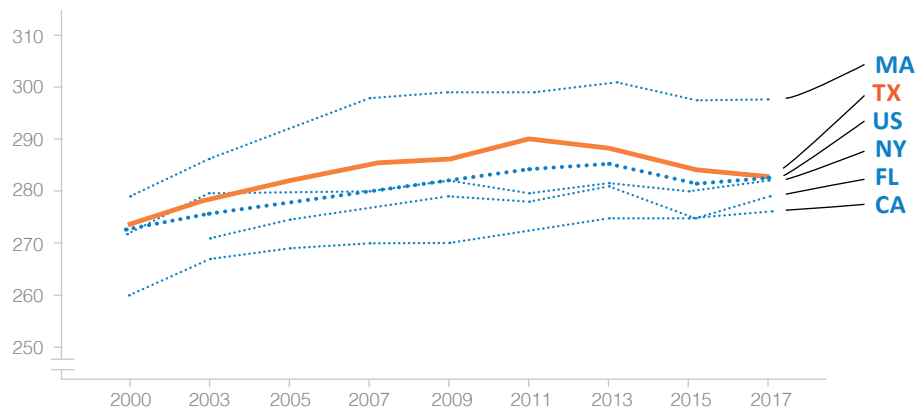
25th

NAEP 8TH MATH

4TH GRADE



8TH GRADE



HISPANIC STUDENTS



32nd in the country for 4th grade reading

5th in the country for 4th grade math



31st in the country for 8th grade reading

8th in the country for 8th grade math

ECONOMICALLY DISADVANTAGED



41st in the country for 4th grade reading

9th in the country for 4th grade math



40th in the country for 8th grade reading

12th in the country for 8th grade math