

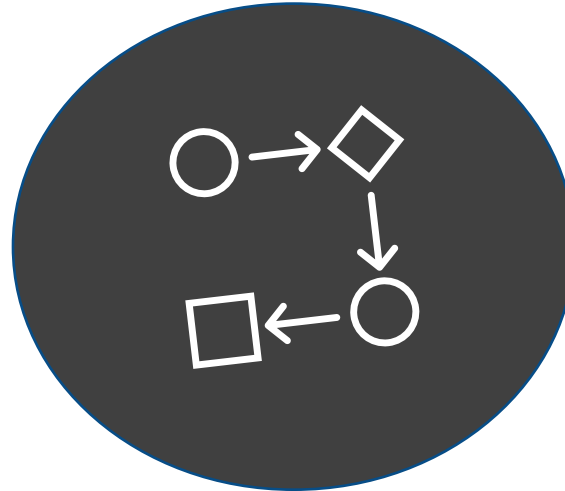


Technical Assistance Dashboard

TEA/LEA SPED Director Zoom
December 8, 2022



Participants will be able to explain the purpose of the Technical Assistance (TA) Dashboard project and project timelines.



Participants will be able to describe how the TA Dashboard will integrate with the Ascend Texas application in TEAL.



Participants will be able to identify the features available to different users of the TA Dashboard application.

Technical Assistance (TA) Dashboard Overview

If we develop an efficient system for assigning technical assistance to Local Education Agencies (LEAs) aligned to outcomes from DMS monitoring and self-assessment, then LEA improvement plans will be more effective in implementing systems that improve compliance and outcomes for students served by special education.



Project Goals (1)



Provide a user-friendly dashboard for viewing, search, sorting, and assigning technical assistance resources for TEA and external users

Facilitate user search, and LEA assignment of, resources within an existing virtual catalog of TEA approved, technical assistance resources across a wide range of special education topics and areas

Allow TEA to upload new materials into the system that is accessible to LEAs and that addresses evolving needs, trends, and revisions to technical assistance resources over time

Project Goals (2)



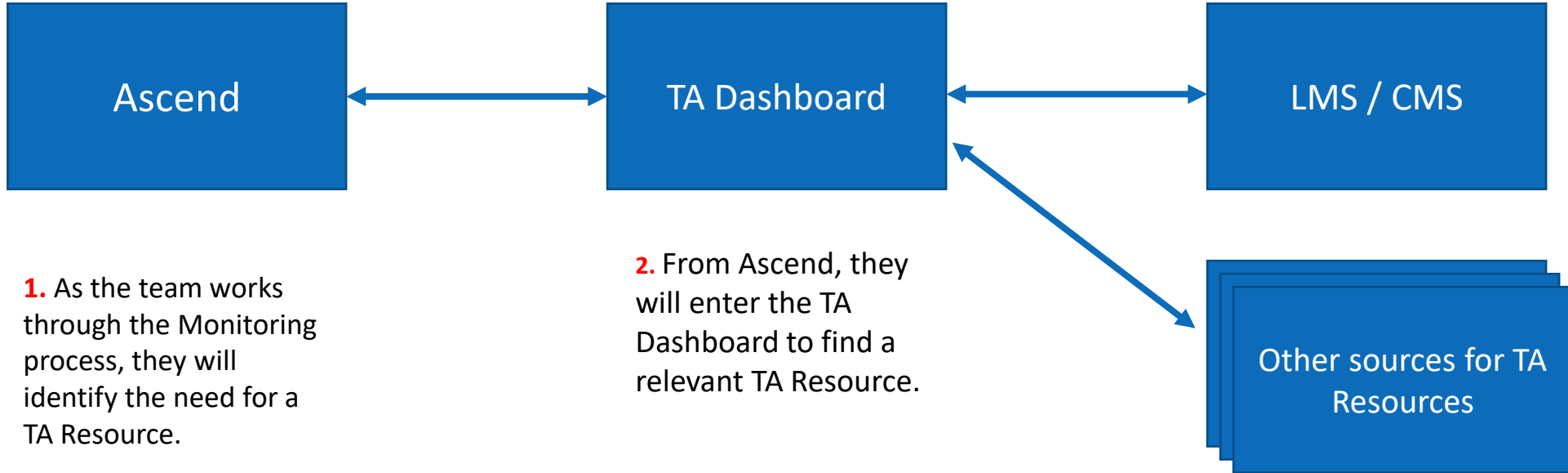
Allow users to apply complex filters to identify, search, and select resources such as: assigned level of LEA need, topic, sub-topic, intended stakeholder role, type of resource, etc.

Produce, send, receive, and allow for the analysis of surveys to determine the effectiveness of technical assistance resources and identify the need for new resources where such need is determined

Provide TEA users the ability to assign or recommend technical assistance resources directly to LEAs working on a CAP or SSP through integration with TEA's monitoring system

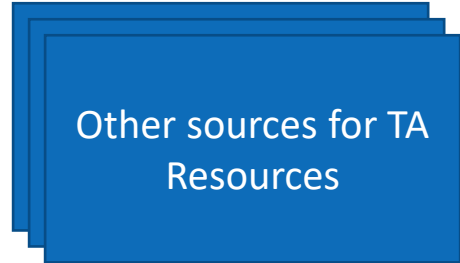
Initial High-Level Vision

Locating a TA Resource



1. As the team works through the Monitoring process, they will identify the need for a TA Resource.

2. From Ascend, they will enter the TA Dashboard to find a relevant TA Resource.



3. The TA Dashboard will search the LMS and potentially other sources.

4. Once the appropriate TA Resource(s) have been found, the relevant resource links will be passed back to Ascend.

Other TA Dashboard Features:

- Adding, cataloging & tagging TA Resources
- TA Resource usage analytics
- Feedback / surveys on the quality of TA Resources



TA Dashboard Features Demo

Quisitive

