



Revised Long Range Plan For Technology (LRPT): Introduction, Overview, and Next Steps for LEAs

March 10, 2023



What is the Long-Range Plan for Technology (LRPT)?

- The LRPT identifies technological goals for education for 2018-2025 and guides Local Education Agencies (LEAs) as you develop individual technology plans.

What is the Long-Range Plan for Technology (LRPT)?

- The LRPT identifies technological goals for education for 2018-2025 and guides Local Education Agencies (LEAs) as you develop individual technology plans.
- Educators and technology leaders must collaborate to ensure technology initiatives align with overall organizational priorities to create a quality, safe, flexible learning environment for all students.

What is the Long-Range Plan for Technology (LRPT)?

- The LRPT identifies technological goals for education for 2018-2025 and guides Local Education Agencies (LEAs) as you develop individual technology plans.
- Educators and technology leaders must collaborate to ensure technology initiatives align with overall organizational priorities to create a quality, safe, flexible learning environment for all students.
- The Long-Range Plan for Technology (LRPT), and its accompanying web-based Resource Center, are intended to support a wide range of campus-based and district-wide professionals:



Administrators



Teachers



Technology Leaders



Curriculum &
Instructional
Technology Leaders

2018-2023 LRPT

- Since the TEA issued its original 2018-2023 Long Range Plan for Technology, how we think about the role of technology in education has been transformed.

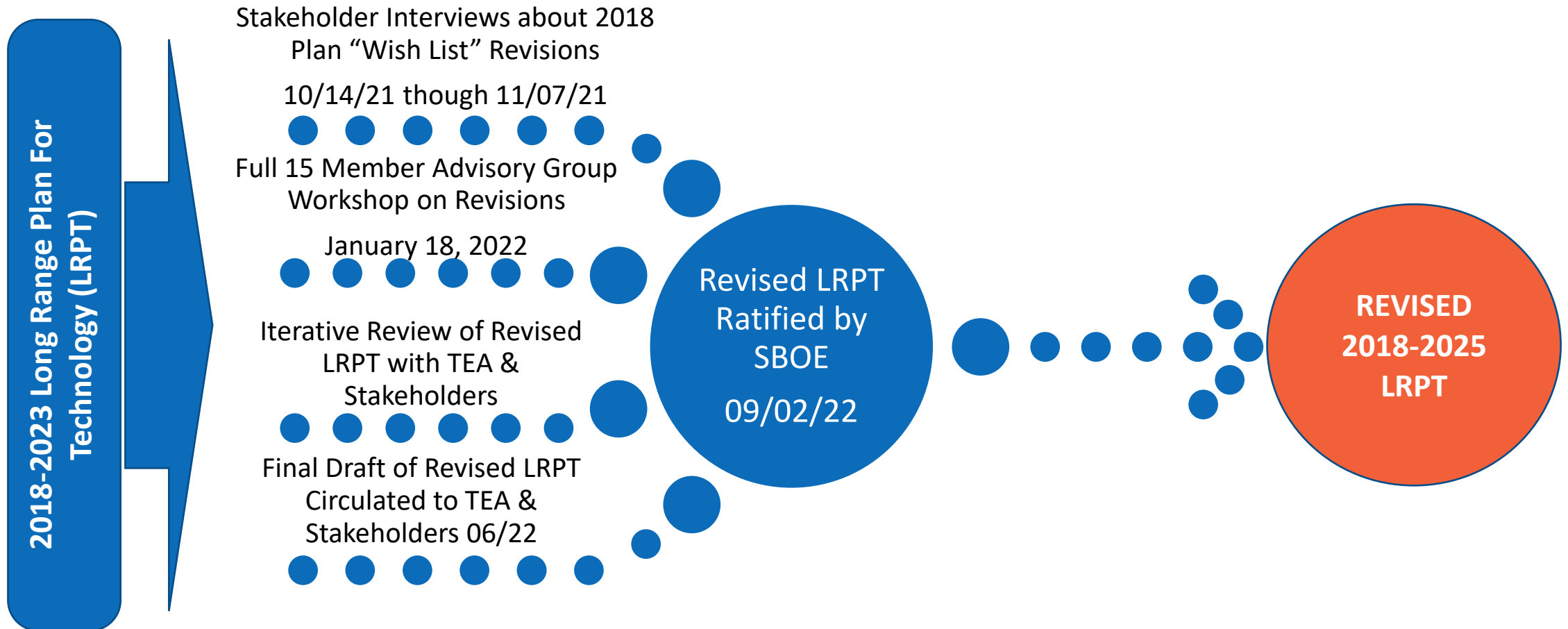
2018-2023 LRPT

- Since the TEA issued its original 2018-2023 Long Range Plan for Technology, how we think about the role of technology in education has been transformed.

LRPT Revision

- The TEA reconvened the original 2018-2023 LRPT Advisory Committee plus several additional subject matter experts (SMEs), to evaluate, revise and extend the 2018 Plan to accurately reflect the needs of LEAs today.

LRPT Revision Process Timeline



Revision Process

- To begin the LRPT reevaluation process, the TEA:
 - Surveyed the eight original working group members and seven additional SMEs
 - Hosted 1-on-1 interviews with each of the survey respondents
 - Held a virtual working group session for all the expanded Advisory Committee participants

Revision Process

- To begin the LRPT reevaluation process, we:
 - Surveyed the eight original working group members and seven additional SMEs
 - Hosted 1-on-1 interviews with each of the survey respondents
 - Held a virtual working group session for all the expanded Advisory Committee participants
- What we heard first and foremost was that the LRPT needs to be as much a process of engagement as it is a document.
- It must serve not just as a guide to best practices for LEAs, but as a process of engagement that supports LEAs as they determine how to best use the LRPT within their own regions.
- We also heard from the expanded Advisory Committee that the content covered by the LRPT needed to be both expanded and reprioritized.

Revision Process

- This includes ensuring that
 - personalized learning includes virtual learning,
 - that equitable access reflects both virtual learning and supports the specific needs of all LEAs,
 - that discussion of district technology systems include increased frequency of the refresh of devices and the expanded universe of tools now required, especially those for cybersecurity,
 - and lastly, ensuring that the format for the revised LRPT is dynamic, interactive and supportive of districts' unique efforts and needs.



Building a Stronger Texas
Transforming Education through Technology



*Revised and Extended Long-Range Plan
for Technology 2018-2025*

June 2022

Revised and Extended Long-Range Plan for Technology 2018-2025

Overview of the Long-Range Plan For Technology

REVISED AND EXTENDED 2018-2025 LONG-RANGE
PLAN FOR TECHNOLOGY—BUILDING A STRONGER TEXAS



Components of the Long-Range Plan For Technology

1. Updated and revised Long-Range Plan Document
2. Launch webinars for Education Service Center Executive Directors, regional staff and LEAs
3. A web-based Resource Center that will house templates, case studies, an evergreening guide to technology resources available to LEAs and prerecorded “how-to” videos that bring the LRPT to life, to help LEAs through the planning process. These include:
 - Resources relating to elements such as Assistive Technology
 - Additional technology and planning resources to be added as they are identified

Overview of the Long-Range Plan For Technology

REVISED AND EXTENDED 2018-2025 LONG-RANGE
PLAN FOR TECHNOLOGY—BUILDING A STRONGER TEXAS



Long Range-Plan For Technology: Strategic Goal #1



Strategic Goal 1: Personalized, Flexible, Empowered Learning Environment

Implementing a successful personalized learning practice, inclusive of virtual learning, requires a whole new way of thinking about education.

Imagine an education system where students move at their own pace, have the freedom to make decisions about their own learning, and adapt lessons to their own interests, abilities, and style. A system where students are engaged and motivated, and progress is inherently assessed along the way.

Students no longer need to be bound by the traditional classroom space or by traditional learning methods. Data can be used to present the right lessons at the time most needed.

REVISED AND EXTENDED 2018-2025 LONG-RANGE
PLAN FOR TECHNOLOGY—BUILDING A STRONGER TEXAS



Student-Centered & Adaptive

Focusing on the needs and interests of the student



Adaptive technology may be one of the largest innovations of digital learning in the 21st century. LEAs should consider implementing a student-centered and adaptable learning practice that supports and aligns to the needs of all learners.

Challenge

Technology is an enabler of personalized learning and can allow it to be more relevant and expand the impact of learning. While many educators strive for a successful personalized learning environment, some are unsure how to implement it in a scalable and repeatable manner across all classrooms and campuses.

Actions

- » **Create** a strategic implementation plan that addresses the shift in teaching methods, including changes to structures, policies, technology, and supports to facilitate innovation in schools.
- » **Collaborate** and involve all stakeholders including school boards, educators, administrators, teachers, students, and parents. Include functions like technology, professional development, and curriculum and instruction.
- » **Utilize** existing proven models. Learn from existing projects and studies. Be iterative, allow for corrections, and adapt as necessary to fit each environment.
- » **Model** the behavior. Use personalized, adaptive training techniques to instruct teachers, students and parents. Provide training and coaching on digital literacy, designing engaging lessons, and support for caregivers continuing virtual instruction and homework outside of school.

Outcomes

Short-term: Personalized content tailored for students, allowing individual preferences and choices to enhance more creative and innovative work.

Long-term: Fully prepared, independent-thinking, tech-savvy student population ready for the future.

Guiding Questions

- How would you define the impact of learning in your district?
- What does a successful learning environment look like in your district?

Revised 2018-2025 LRPT Tools: Overview of Modules

- There are 3 sub-modules for each of the 6 LRPT Pillars, totaling 18 modules in all. These 18 modules are:

Strategic Goal 1:
Personalized, Flexible, Empowered Learning
Student-Centered
& Adaptive
Strategic Goal 1, Focus 1

Reimagined
Learning Spaces
Strategic Goal 1, Focus 2

Data-Driven
Decisions
Strategic Goal 1, Focus 3

Strategic Goal 2:
Equitable Access
One-to-One (1:1) Initiative
Strategic Goal 2, Focus 1

Connectivity
Strategic Goal 2, Focus 2

Usability
Strategic Goal 2, Focus 3

Strategic Goal 3:
Digital Citizenship
Program Development
Strategic Goal 3, Focus 1

Content Development
Strategic Goal 3, Focus 2

Rights & Responsibilities
Strategic Goal 3, Focus 3

Strategic Goal 4:
Safety & Security
Campus
& Cyber Safety
Strategic Goal 4, Focus 1

Cyber
Security
Strategic Goal 4, Focus 2

Data Management
& Governance
Strategic Goal 4, Focus 3

Strategic Goal 5:
Collaborative Leadership
Strategic Planning
Strategic Goal 5, Focus 1

Shared Services
Strategic Goal 5, Focus 2

State Collaboration
Strategic Goal 5, Focus 3

Strategic Goal 6:
Reliable Infrastructure
Technology Support
Strategic Goal 6, Focus 1

Legacy Modernization
Strategic Goal 6, Focus 2


Continuity of Operations
Strategic Goal 6, Focus 3

Revised 2018-2025 LRPT Tools: Website



The screenshot shows the TEA website interface. At the top, there is a navigation bar with links for Popular Applications, AskTED, ECOS for Educators, Grant Opportunities, Secure Applications, TEAL Login, TSDS, and Help Desk. Below this is a search bar and a secondary navigation bar with links for A-Z Index, Contact, Employment, Sign Up for Updates, and TEA Correspondence. The main navigation menu includes About TEA, Texas Schools, Academics, Finance & Grants, Reports & Data, Student Assessment, and Texas Educators. The breadcrumb trail reads: Home / Academics / Learning Support and Programs.

Technology Planning



Long Range Plan for Technology

District planning is essential to ensure digital learning opportunities for all students and educators. The State Board of Education's Long Range Plan for Technology provides recommendations to support district and campus planning.

- Long Range Plan for Technology Resource Center
- Long-Range Plan for Technology, 2018-2023 (PDF)
- Revised and Extended Long-Range Plan for Technology, 2018-2025

Learning Support and Programs

- Additional Days School Year
- Credit by Examination
- Mathematics and Reading Academics
- Spanish Language Support
- Technology Planning
- E-rate
- E-rate National School Lunch Program (NSLP) Eligibility Data
- Long Range Plan For Technology
- Technology Resources and Learning Support
- Texas Gateway
- Texas Virtual School Network
- Remote Learning

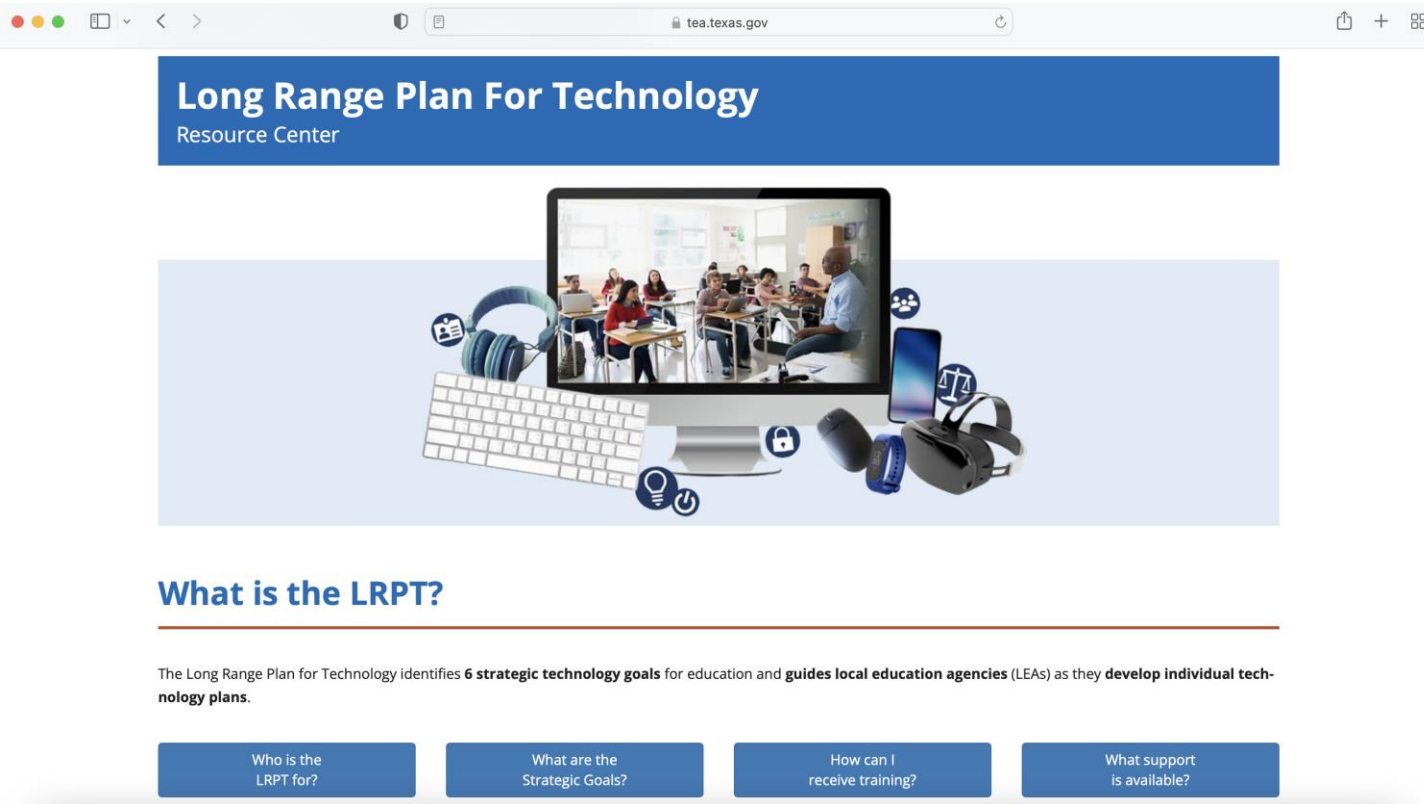
Related Content

State and Federal Supports

- ERATE Program
- Department of Information Resources (DIR) Services
- Texas Gateway and the Texas CTE Resource

- The revised LRPT website is available on the TEA Website
 - >Academics >Learning Support and Programs >Technology Planning
- The LRPT website will contain direct links to all other tools

Revised 2018-2025 LRPT Tools: Resource Center



The screenshot shows a web browser window with the URL tea.texas.gov. The page title is "Long Range Plan For Technology Resource Center". Below the title is a large image featuring a computer monitor displaying a classroom scene, surrounded by various technology icons like headphones, a keyboard, a mouse, a smartphone, and a VR headset. Below the image is the heading "What is the LRPT?" followed by a paragraph: "The Long Range Plan for Technology identifies 6 strategic technology goals for education and guides local education agencies (LEAs) as they develop individual technology plans." At the bottom of the page, there are four blue buttons with white text: "Who is the LRPT for?", "What are the Strategic Goals?", "How can I receive training?", and "What support is available?".

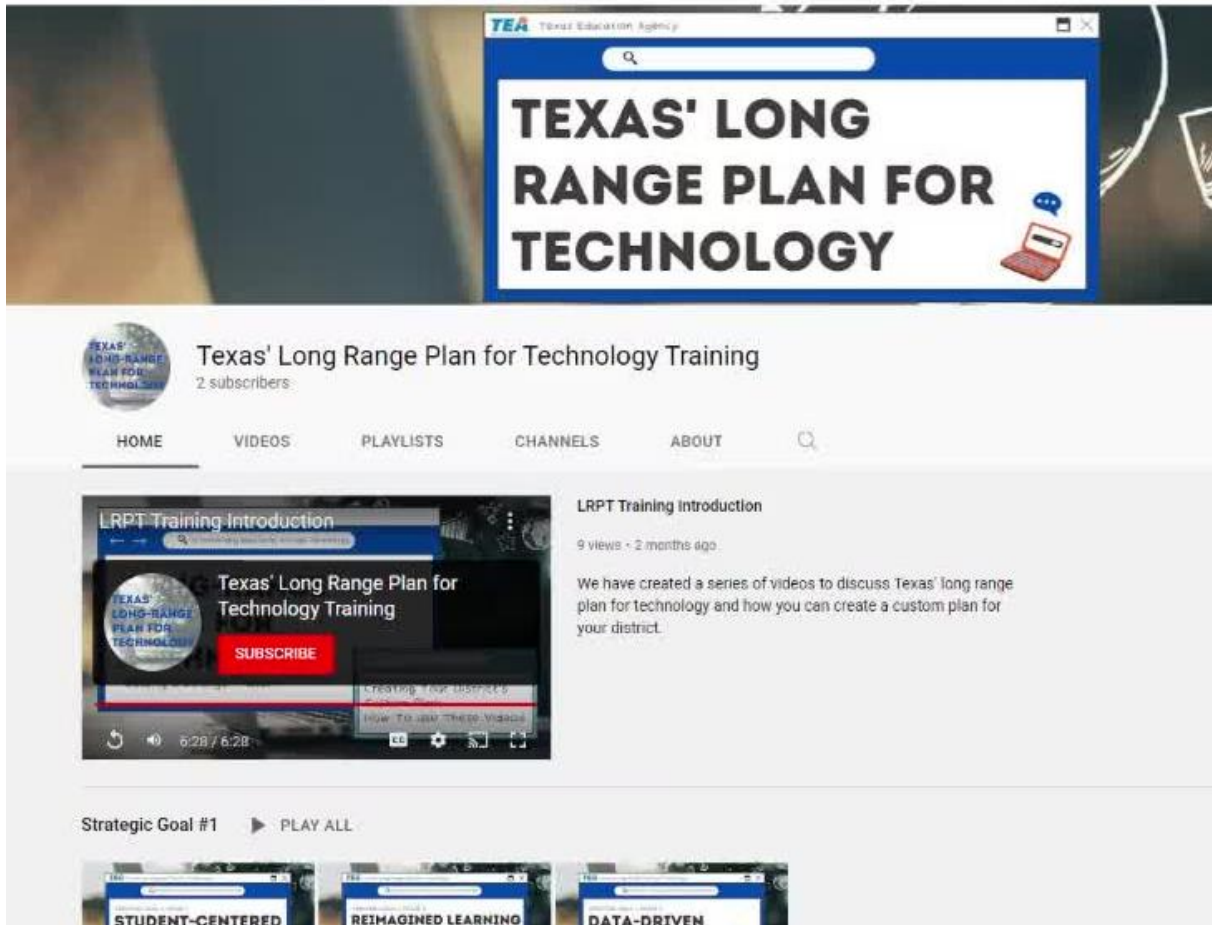
- The Resource Center is available to anyone interested in the tools and resources that support the Revised 2018–2025 LRPT
- The Resource Center is available on the TEA website >Academics >Learning Support and Programs >Technology Planning >Long Range Technology Plan

Revised 2018-2025 LRPT Tools: Workbooks



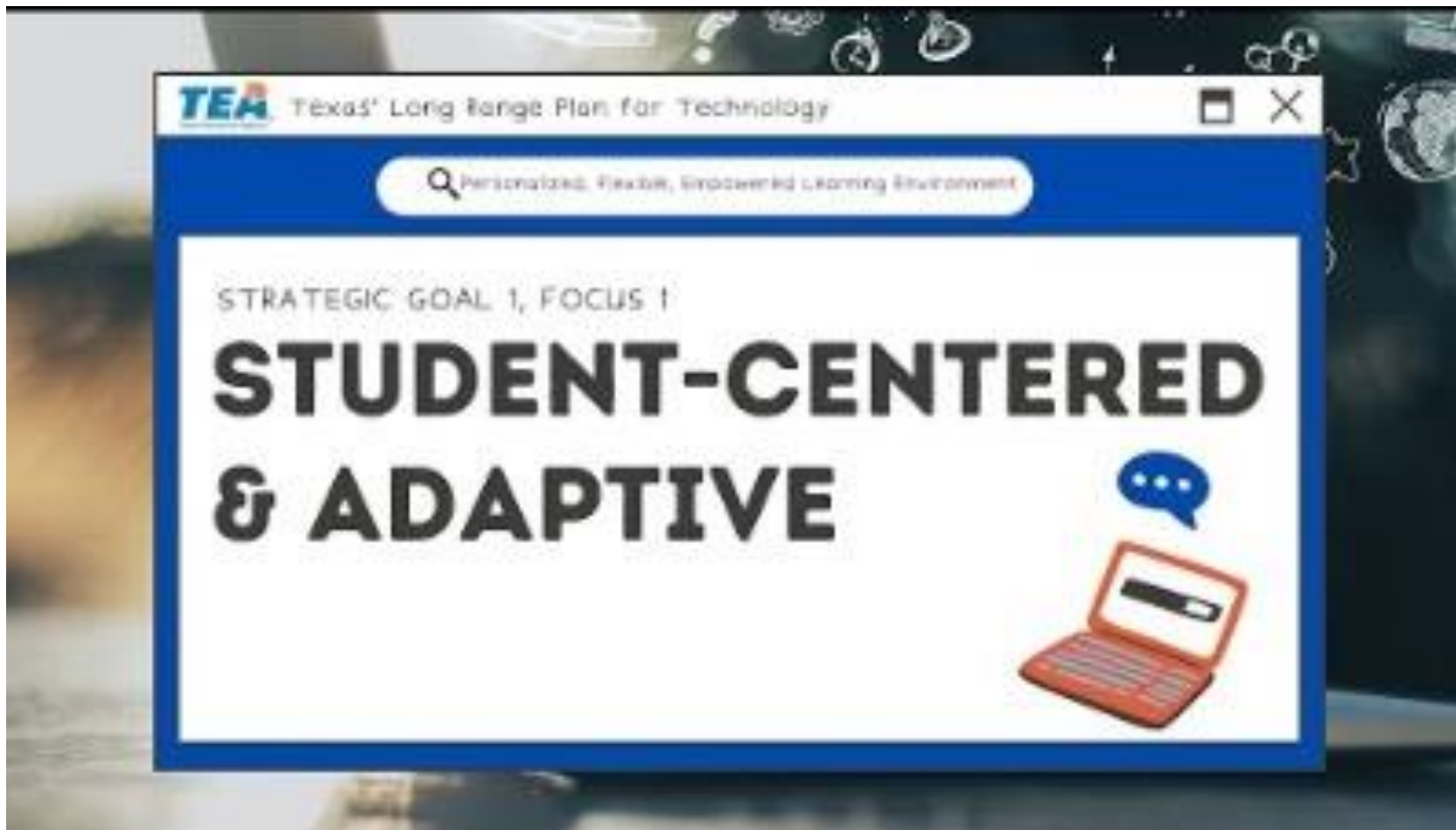
- There is one workbook per module, 18 in total
- These workbooks are meant to be used with the videos, but can be used alone
- All videos are available on the TEA/LRPT website and can be downloaded and printed for note taking and sharing

Revised 2018-2025 LRPT Tools: Videos




- There is one video per module, 18 in total
- These videos are meant to be used with the workbooks
- All videos are available both on the TEA/LRPT website and on the TEA's YouTube Channel

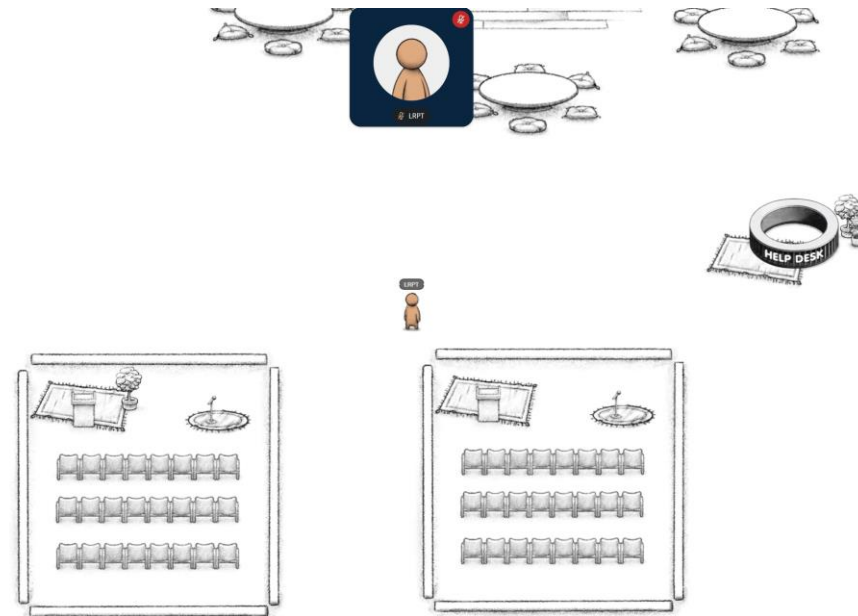
Revised 2018-2025 LRPT Tools: Sample Video



Revised 2018-2025 LRPT Tools: LRPT Topia Community



Topia is a platform that will be used from April 15, 2023 through December 1, 2023



LEA's will be able to interact with one another and LRPT Training Associates during "office hours" to discuss best practices in developing a local LRPT

Revised 2018-2025 LRPT Launch Party

What is a Launch Party?

The TEA will conduct “Launch Parties” to address the specific needs of ESC Region, LEA, or school either in person or virtually (at the preference of the entity).

Why have a Launch Party?

To introduce relevant members of your district to LRPT

To begin the conversation about the LRPT in your district

To jumpstart the creation or refresh of your LRPT

Revised 2018-2025 LRPT Launch Party: Sample Program

Long-Range Plan for Technology: LEA Workshop

Breakfast (in person)

Session 1 (Large Group): LRPT Introduction and Discussion
25 min.

- What is the LRPT?
- Who will utilize the LRPT?
- Why is creating/following a LRPT beneficial?
- What has changed & why has it been updated?
- Questions

Session 2 (Large Group)
25 min.

- Option 1: How to start a LRPT?
- Option 2: How to update a LRPT?

Session 3, 4, 5 (Large Group)
25min

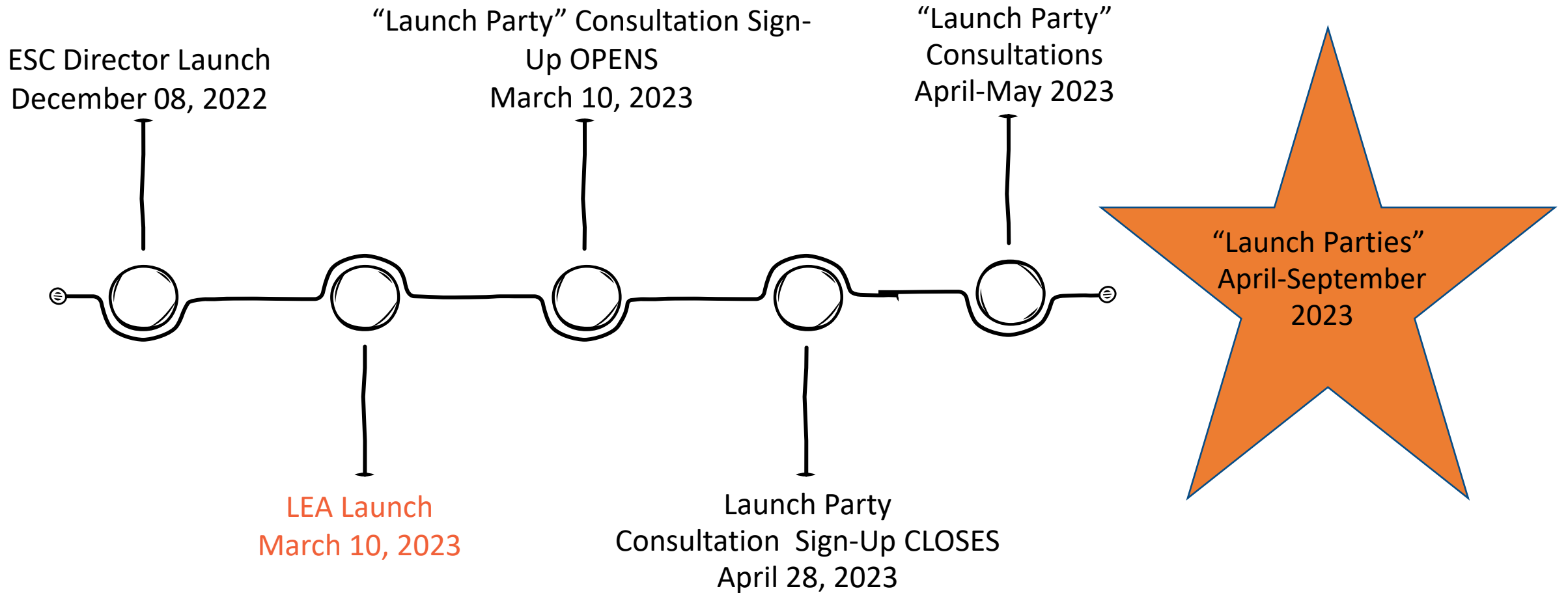
- One topic per session.*

Introduction to the LRPT online web tool
Questions
15-20 min

*Topics for these sessions will be chosen during consultation between ESC/LEA/School personnel and LRPT Training Team



Revised 2018-2025 LRPT Timeline of Initial Events



Revised 2018-2025 LRPT Additional Activities

- LEA's can request limited 1:1 meetings with LRPT Training Associates to review questions regarding the materials and resources recommendations
- LEA's will have the opportunity to visit the Topia community launch portal through December 1, 2023.
- The LRPT and supporting resources will continue to be available to LEA's on the TEA website until such time as the LRPT enters its next revision cycle, likely to be in late 2024

Next Steps

1. Review the updated [LRPT](#) on the TEA website and visit the [LRPT Resource Page](#)
2. Fill out the Launch Party Consultation [QUESTIONNAIRE](#)
3. After completing the Questionnaire, follow the Calendly link and schedule a consultation to discuss and plan your Launch Party needs
4. Meet with the TEA LRPT Team
5. Schedule a date for LRPT Launch Party after your consultation
6. Invite the personnel involved in writing your LRPT to the Launch Party
7. Launch Party!

Questions?

Email: Support@TEALRPT.com