



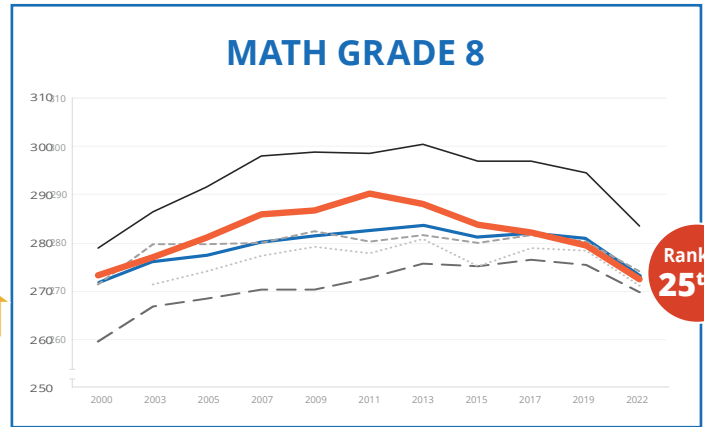
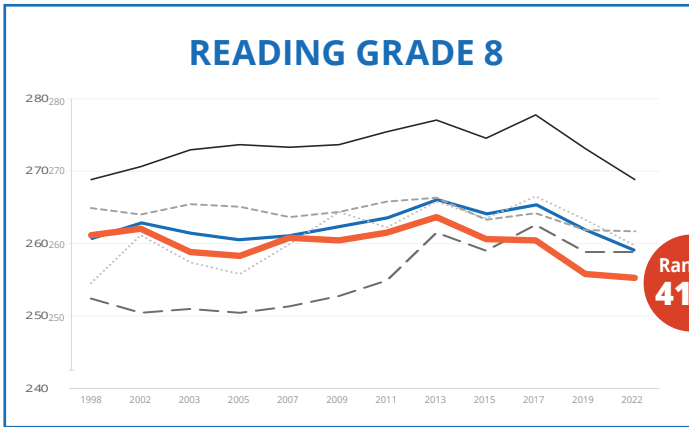
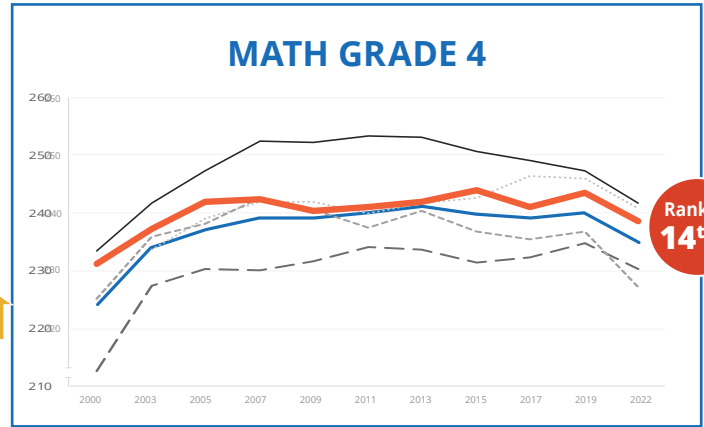
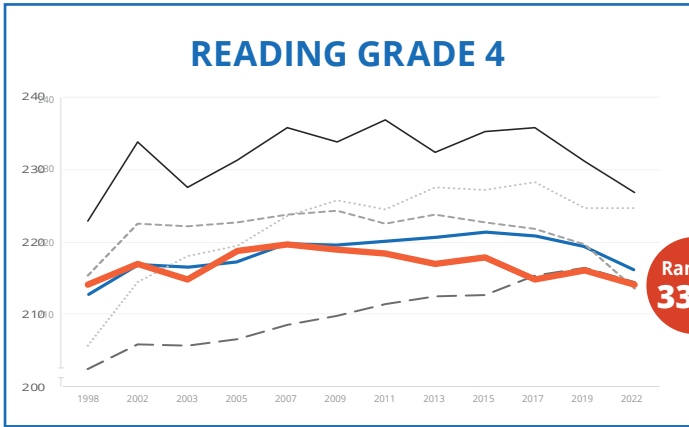
A NATIONAL COMPARISON

2022: How Texas Compares

Results from the 2022 NAEP (National Assessment of Educational Progress), also known as the Nation's Report Card, highlight the hard work of Texas teachers and students. While it shows Texas schools are largely recovering from the effects of the pandemic in reading, work remains to be done in math.²⁵



Borger ISD



KEY: — USA — TX — CA — MA FL - - - - NY Change in ranking from 2019

AFRICAN AMERICAN STUDENTS

Reading **6th** in 4th grade • **6th** in 8th grade

Math **1st** in 4th grade • **1st** in 8th grade

ECONOMICALLY DISADVANTAGED

Reading **20th** in 4th grade • **22nd** in 8th grade

Math **6th** in 4th grade • **9th** in 8th grade

HISPANIC STUDENTS

Reading **21st** in 4th grade • **26th** in 8th grade

Math **4th** in 4th grade • **7th** in 8th grade

WHITE STUDENTS

Reading **15th** in 4th grade • **40th** in 8th grade

Math **2nd** in 4th grade • **24th** in 8th grade