



State of Texas Assessments of Academic Readiness (STAAR®) Alternate 2 On-Track Measure Questions and Answers

1. *What is the STAAR Alternate 2 on-track measure?*

The STAAR Alternate 2 on-track measure provides information about whether a student is on track to be at or above the Level II: Satisfactory standard in a future target year. These on-track target years include the grade 5, grade 8, and EOC assessments for mathematics and reading language arts. The STAAR Alternate 2 on-track measure was available to districts starting in spring 2017.

Whether a student is on track or not is measured by determining the number of stages a student has to move from the prior year to the current year to be considered on track in the future target year. The number of stages a student has to move depends on (1) the student's stage in the current year and (2) the student's stage in a prior year. This model is based on a student continuing to make progress at the same rate from the current year to future grades. If a student is eligible for a STAAR Alternate 2 progress measure, and not in the final year a subject is assessed (i.e., not in Algebra I or English II), they will also receive the STAAR Alternate 2 on-track measure.

2. *Is the STAAR Alternate 2 on-track measure used for the accountability rating calculation?*

No. The STAAR Alternate 2 on-track measure is not included in the accountability rating calculation.

3. *How is the STAAR Alternate 2 on-track measure different from the STAAR Alternate 2 progress measure?*

The STAAR Alternate 2 progress measure provides information about the improvement or progress that students have achieved between the prior year and the current year within the same content area. Individual student progress is compared to progress targets so that progress can be classified as *Did Not Meet*, *Met*, or *Exceeded*.

The STAAR Alternate 2 on-track measure examines the progress by a student and projects where that student would be in a future target year if that student continues to make progress at the same rate over future years. The student is then classified as *On Track* or *Not On Track* depending on whether the student will reach *Level II: Satisfactory* in the target year.

4. For what grades and content areas is being on track to Level II measured for STAAR Alternate 2?

STAAR Alternate 2 on-track measures are available for mathematics and reading language arts in grades 4–8 and English I. If a student has scores for STAAR Alternate 2 in two consecutive grades/courses in two consecutive years in any of the tests listed in Table 1, then the on-track measure can be calculated for the student.

Table 1. Stage Change Subjects and Grades for STAAR Alternate 2

Current Year Test	Prior Year Test
Grade 4 Mathematics	Grade 3 Mathematics
Grade 5 Mathematics	Grade 4 Mathematics
Grade 6 Mathematics	Grade 5 Mathematics
Grade 7 Mathematics	Grade 6 Mathematics
Grade 8 Mathematics	Grade 7 Mathematics
Grade 4 Reading Language Arts	Grade 3 Reading Language Arts
Grade 5 Reading Language Arts	Grade 4 Reading Language Arts
Grade 6 Reading Language Arts	Grade 5 Reading Language Arts
Grade 7 Reading Language Arts	Grade 6 Reading Language Arts
Grade 8 Reading Language Arts	Grade 7 Reading Language Arts
English I	Grade 8 Reading Language Arts

5. What information is needed to calculate STAAR Alternate 2 on-track measure?

In order to calculate a student’s on-track measure, the following information is needed for both the prior and the current year:

- Subject area
- Student’s grade level
- Scale scores

6. How are the STAAR Alternate 2 on-track measure classifications determined?

The STAAR Alternate 2 on-track measure classifications are determined by a student’s stage change from the prior year to the current year. A student’s stage for each year is determined by the student’s scale score achieved on the test. The student’s stages of performance from the prior year and the current year are then compared in order to assign the student an on-track indicator.

STAAR Alternate 2 scale score range has been divided into six stages. The stages are labeled A through F, with A being the lowest stage and F being the highest stage. The stages also correspond to performance levels. Stages A through C correspond to the *Level I: Developing Academic Performance*, stages D and E correspond to the *Level II: Satisfactory Academic Performance*, and stage F corresponds to *Level III: Accomplished Academic Performance*. These are the same stages used to calculate the STAAR Alternate 2 progress measure. Table 2 is used to determine the student’s current-year stage based on the student’s current-year scale score.

Table 2. STAAR Alternate 2 On-Track Measure Stages

Stage	Performance Level	Scale Score Band														
		G3M	G4M	G5M	G6M	G7M	G8M	A1	G3R	G4R	G5R	G6R	G7R	G8R	E1	E2
A	I	<230	<230	<230	<230	<230	<230	<230	<230	<230	<230	<230	<230	<230	<230	<230
B		230–255	230–255	230–255	230–255	230–255	230–255	230–255	230–255	230–255	230–255	230–255	230–255	230–255	230–255	230–255
C		256–299	256–299	256–299	256–299	256–299	256–299	256–299	256–299	256–299	256–299	256–299	256–299	256–299	256–299	256–299
D	II	300–329	300–329	300–329	300–329	300–329	300–329	300–329	300–329	300–329	300–329	300–329	300–329	300–329	300–329	300–329
E		330–374	330–386	330–378	330–372	330–374	330–364	330–360	330–387	330–379	330–373	330–369	330–377	330–370	330–364	330–369
F	III	>=375	>=387	>=379	>=373	>=375	>=365	>=361	>=388	>=380	>=374	>=370	>=378	>=371	>=365	>=370

After the student’s current-year stage is determined, Table 2 can also be used to determine the student’s prior-year stage based on the student’s prior-year scale score.

Once the stages for the current scale score and prior scale score are obtained, they can be used to determine a student’s stage change. Stage change is then used in conjunction with Tables 3 and 4 to determine a student’s on-track classification. On-track tables show the prior year and current year stage combinations which will result in a student being On Track to *Level II: Satisfactory*.

The letter at the intersection of these two stages indicates whether the student is On Track to *Level II: Satisfactory* in the target year. The descriptive labels represent the on-track designations: OT=*On Track*, and N=*Not On Track*.

Table 3. STAAR Alternate 2 On-Track to Satisfactory Indicators for 1 year to Target (Grade 4 to 5, Grade 7 to 8, Grade 8 to A1/E1, and E1 to E2)

		Current-Year Stage					
		A	B	C	D	E	F
Prior-Year Stage	A	N	N	OT	OT	OT	OT
	B	N	N	OT	OT	OT	OT
	C	N	N	N	OT	OT	OT
	D	N	N	N	OT	OT	OT
	E	N	N	N	N	OT	OT
	F	N	N	N	N	OT	OT

Note: OT=*On Track*, N=*Not On Track*

Table 4. STAAR Alternate 2 On-Track to Satisfactory Indicators for 2 or 3 years to Target (Grade 5 to 8, and Grade 6 to 8)

		Current-Year Stage					
		A	B	C	D	E	F
Prior-Year Stage	A	N	OT	OT	OT	OT	OT
	B	N	N	OT	OT	OT	OT
	C	N	N	N	OT	OT	OT
	D	N	N	N	OT	OT	OT
	E	N	N	N	N	OT	OT
	F	N	N	N	N	N	OT

Note: OT=*On-Track*, N=*Not On Track*

These tables were determined by taking the number of stages from the prior year stage to stage D (the stage representing the beginning of Level II) and dividing that number of stages by the number of years between the previous grade and the next growth target grade. When the number of stage changes needed to reach *Satisfactory* in the next growth target grade does not evenly divide into the number of years a student has to reach *Satisfactory*, the number of stages is rounded up to the

nearest whole number causing the number of stages expected to be on track to be greater in the current year.

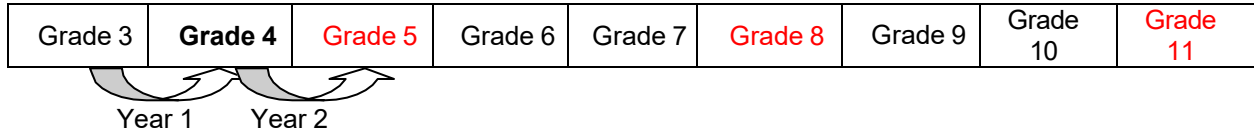
7. *Why do some students not receive a STAAR Alternate 2 on-track measure?*

While the STAAR Alternate 2 on-track measure is available for most students, there are circumstances in which it is not calculated. If any of the required information for STAAR Alternate 2 on-track measure calculation is missing, the on-track measure is not available. It includes students who have received exceptions through the No Authentic Academic Response or Medical Exception policies in the prior or current grade, as those students do not have valid scores to calculate the on-track measure.

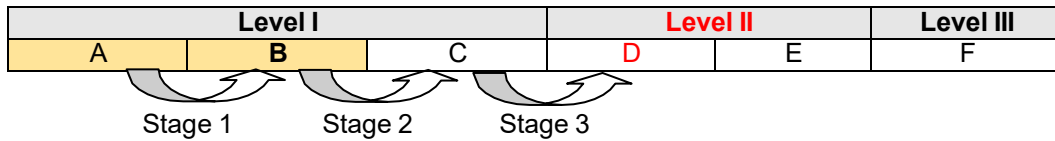
STUDENT EXAMPLES

On-Track to Satisfactory Student (Example 1):

- Currently in **grade 4**
- Previously in grade 3
- On Track target is **grade 5**
- Distance between previous grade and target grade = 2 years



- Currently in **Stage B**
- Previously in Stage A
- On Track target is **Stage D**
- Distance between previous stage and target stage = 3 stages



- Number of stages divided by number of years
- $3/2=1.5$ so 2 stages
- The student had to move 2 stages from the prior year to the current year to be On Track
- **On Track = No**

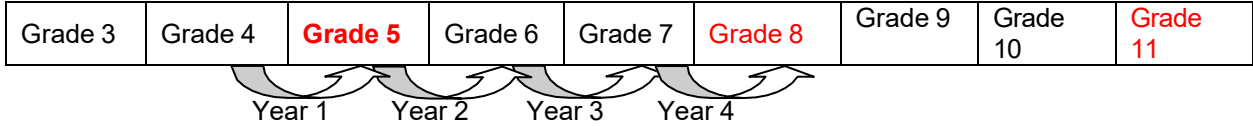
Table 3. STAAR Alternate 2 On-Track to Satisfactory Indicators for 1 year to Target

		Current-Year Stage					
		A	B	C	D	E	F
Prior-Year Stage	A	N	N	OT	OT	OT	OT
	B	N	N	OT	OT	OT	OT
	C	N	N	N	OT	OT	OT
	D	N	N	N	OT	OT	OT
	E	N	N	N	N	OT	OT
	F	N	N	N	N	OT	OT

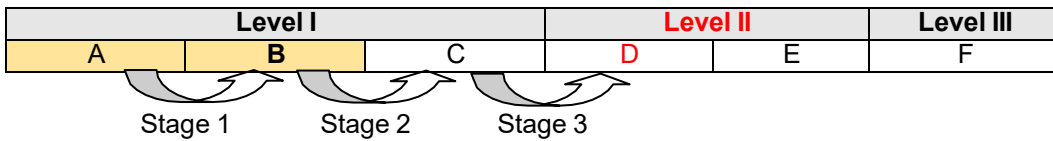
STUDENT EXAMPLES

On-Track to Satisfactory Student (Example 2):

- Currently in **grade 5**
- Previously in grade 4
- On Track target is **grade 8**
- Distance between previous grade and target grade = 4 years



- Currently in **Stage B**
- Previously in Stage A
- On Track target is **Stage D**
- Distance between previous stage and target stage = 3 stages



- Number of stages divided by number of years
- $3/4=0.75$ so 1 stage
- The student had to move 1 stage from the prior year to the current year to be On Track
- **On Track = Yes**

Table 4. STAAR Alternate 2 On-Track to Satisfactory Indicators for 2 or 3 years to Target

		Current-Year Stage					
		A	B	C	D	E	F
Prior-Year Stage	A	N	OT	OT	OT	OT	OT
	B	N	N	OT	OT	OT	OT
	C	N	N	N	OT	OT	OT
	D	N	N	N	OT	OT	OT
	E	N	N	N	N	OT	OT
	F	N	N	N	N	N	OT