

GRADE 3
Reading

Administered May 2018

RELEASED

READING


Read the selection and choose the best answer to each question.
Then fill in the answer on your answer document.

Racing Team

by Arlene Mark

- 1 Carter woke up early. This was the day he had waited for all year—the New Year’s Eve sand-sculpture contest at the beach.
- 2 He pulled on his shorts and raced down to the kitchen, grabbed a granola bar and a banana, and headed toward the beach with a shovel, pail, and spray bottle clutched to his chest.
- 3 He and Max believed that they would win this year. They had built castles and forts before, but they had a great idea for this year—a sports car!
- 4 Max was already at the beach, sitting in a shallow pool of water.
- 5 “This is a good spot,” Max said. “There’s lots of squishy, wet sand to build with.” He picked up a handful and dribbled it over his legs.
- 6 “Let’s start,” said Carter. He began scooping up wet sand with his shovel and dumping it near the pool of water. Then he packed the sand with both hands while Max dumped on more sand and slapped it into a mound.
- 7 Other builders slowed down as they passed Max and Carter, looking at the growing mound of sand.
- 8 “Nice wall,” said a man carrying a shovel.
- 9 “Sports car,” said Carter. “We just started.”
- 10 Rising out of the sand nearby were castles, dragons, whales, and mermaids. And right next to the boys, another mound was growing.
- 11 Carter peeked around it. “Hey,” he said. “What’s this?”
- 12 Two girls were kneeling and packing. “It’s a sports car,” one of them said. Both girls giggled and kept working.
- 13 “You can’t build a sports car!” Carter said. “We’re building one.”
- 14 “Ours is a convertible,” said the girl with black hair, rounding off a fender.
- 15 “But we got here first,” Max said. “You’re copying!”

- 16 "No, we're not," said the red-haired girl. "We've been planning this all year."
- 17 Carter whispered to Max, "Just keep working. Ours will be better."
- 18 "Keep packing, Kate," said the red-haired girl. "I'll get more sand for the seats."
- 19 "Good idea, Sophie."
- 20 The hot sun was drying out the sand. Carter grabbed his spray bottle and moistened the car while Max shaped the headlights and the grill with his fingers.
- 21 "Look," Max whispered. "It's starting to look like a real car."
- 22 Carter smoothed the tires. "Yeah, it's really cool, but let's hurry. The judging is at two o'clock."
- 23 Max peeked over at the competition. He was startled to see Kate and Sophie peering back at the boys' car.



- 24 Before long, the judges began examining the sand sculptures and scribbling in little notebooks.
- 25 "Good idea," said a voice.
- 26 Carter, Max, Sophie, and Kate were all on their knees, hurrying to add the finishing touches to the cars. They shaded their eyes with their hands and looked up.
- 27 "A race," said the judge. "This is the first time I've ever seen a sand sculpture of a race."
- 28 The judge walked away, weaving past other sculptures.

29 Carter, Max, Sophie, and Kate stared at one another, mouths open in surprise.

30 "Want to?"

31 "Yeah!"

32 "Let's do it!"

33 "Cool."

34 Their hands flew as they quickly formed a racetrack around the cars.

35 "Your bumpers are really cool," said Carter. "Can we copy them?"

36 "Sure," said Kate. "Can you show us how you made your tires so round?"

37 "Yeah." Carter stepped over to the convertible. "You just need to shape them, like this."

38 "I'll smooth out the track," said Sophie.

39 "And I'll put up a finish line," said Max. He found two sticks and poked them into the sand in front of the cars. Kate strung a ribbon of seaweed between them.

40 "These are two cool cars," Carter said.

41 Before they could say another word, a voice called out, "We have the winner here." The judge who had admired their work earlier stood beside the cars. "First prize goes to . . . um, I didn't get the name of your entry."

42 Carter spoke. "It's called . . . uhh . . ."

43 "Racing Team!" Kate shouted.

44 "Racing Team it is," said the judge.

45 A photographer hurried over to take a picture for the newspaper—two beautiful racing cars and four smiling sculptors.

Copyright © 2004 Highlights for Children, Inc., Columbus, Ohio.

1 Read the dictionary entry for the word pass.

pass \ˈpas\ *verb*
1. to ignore
2. to move by
3. to throw or hit a ball to a teammate
4. to complete a class successfully

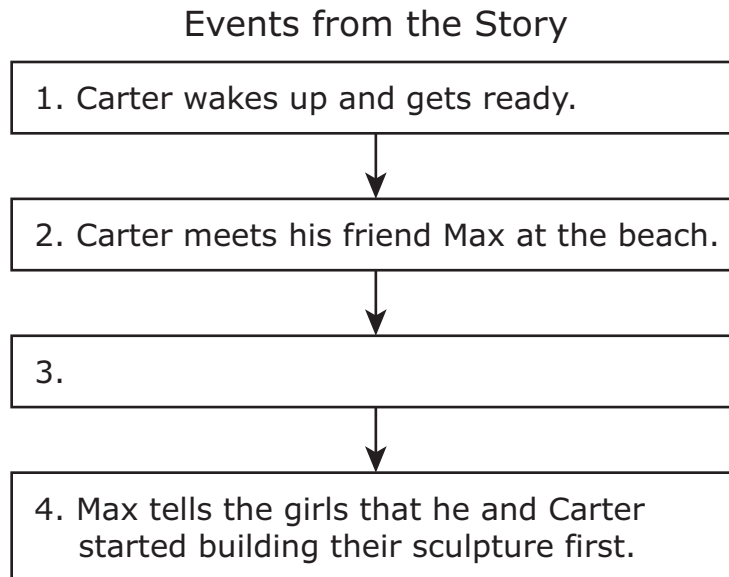
Which meaning best matches the way the word passed is used in paragraph 7?

- A Meaning 1
 - B Meaning 2
 - C Meaning 3
 - D Meaning 4
-

2 Which sentence best describes Carter and Max when they first notice the girls?

- F They are worried that the girls are building a better car than they are.
- G They want to change their plan and build a different sand sculpture.
- H They are not pleased that the girls are also building a sports car.
- J They decide to help the girls make their car look even better.

3 Read the story chart below.



Which of the following events completes the chart?

- A Carter tells Kate how to make the tires look round.
- B Carter reminds Max that the judging begins at two o'clock.
- C Carter, Max, Sophie, and Kate hurry to build a racetrack around their cars.
- D Carter and Max begin making their sand sculpture by digging up sand and putting it in a pile.

4 Why are paragraphs 13 through 22 important to the plot of the story?

- F They show that both groups are determined to win the sand-sculpture competition.
- G They suggest that the girls may cause trouble when the judging begins.
- H They show why the boys should not talk with other people in the contest.
- J They suggest that the boys are concerned that the judges are interested in the car the girls are making.

5 In paragraph 20, the word moistened means that the sand was made —

- A wet
 - B firm
 - C shiny
 - D bright
-

6 In the story, how are the boys and the girls alike?

- F They planned their idea before the contest began.
 - G They have built sand castles in other competitions.
 - H They have won this contest before.
 - J They know what they should call their sculpture.
-

7 Which sentence states the main theme of the story?

- A It is important to be on time when others are depending on you.
- B Winning does not matter as long as you try hard.
- C Working with others can be better than working on your own.
- D The best ideas come to those who are patient.

8 Which sentence from the story contains descriptions that appeal most to the reader's sense of touch?

- F** *This was the day he had waited for all year—the New Year's Eve sand-sculpture contest at the beach.*
 - G** *Then he packed the sand with both hands while Max dumped on more sand and slapped it into a mound.*
 - H** *Rising out of the sand nearby were castles, dragons, whales, and mermaids.*
 - J** *A photographer hurried over to take a picture for the newspaper—two beautiful racing cars and four smiling sculptors.*
-

9 What is the best summary of the story?

- A** While two boys build a sand sculpture at a contest on the beach, people walk around to look at their work. When the judge sees what the boys are building, the boys realize that the judge has the wrong idea about their sculpture.
- B** Two boys are excited about entering a sand-sculpture contest. They find a good place on the beach to build their sculpture. Many people stop to watch them work. Two girls next to them are building a similar sand sculpture.
- C** Two boys build a sand sculpture for a contest at the beach. They are surprised when two girls next to them are building the same thing. When the contest judge thinks the four kids are working together, the kids go along with the idea and win the contest.
- D** When two boys work next to two girls at a sand-sculpture contest on the beach, they learn that they had the same idea for the contest. No one wants to start over to make something else. The boys try to make their sculpture better than the girls' sculpture, but the girls do the same.

Read the selection and choose the best answer to each question. Then fill in the answer on your answer document.

Star Parties

1 As cars travel on the long road up the hill, their drivers shut off the headlights. Passengers jump out, chattering excitedly. They walk slowly to join the crowd on the hill. All around, the land is quiet and dark. No streetlights or house lights glow. Everyone gazes up at the night sky. This is a star party.



Visitors enjoy a star party at McDonald Observatory in West Texas.

Frank Cianciolo/McDonald Observatory

2 A star party is a gathering where people study the stars and other objects in the sky. Because city skies are usually bright with lights at night, many star parties take place in the country. In a dark sky, stars can be easily seen. From beginners to experts, everyone is welcome at a star party. When people gaze at the sky, there is always something new to discover.

What Are You Staring At?

3 At most star parties, telescopes are set up so that people can study different areas of the sky. Telescopes help make faraway objects appear closer. Some telescopes may be aimed at constellations, or star groupings. Others may be pointed at the moon. At certain times of the year, partygoers may even get to see the light of a meteor shower streaking across the sky.

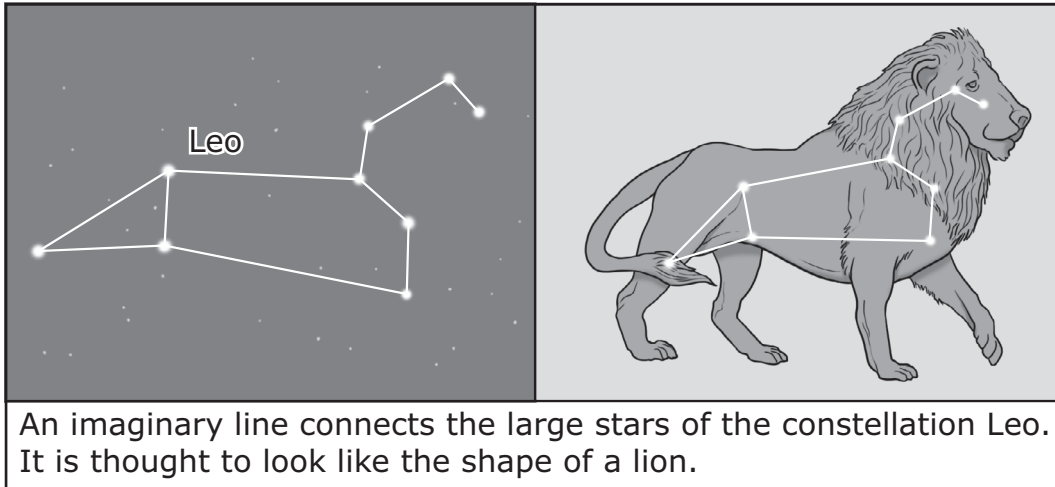


A telescope makes it easier to see objects in the night sky.

© iStockphoto.com/Bee-Creative

4 Star charts and guidebooks are great resources. You can use these tools to find information about where to look in the night sky to see special stars and planets. Star charts and guidebooks can be found on the Internet or in a library. You can download or copy a star chart and study it before going to a star party. It will help you understand what you are seeing.

- 5 At star parties, experts may describe what people are seeing. They may identify special stars, planets, or star clusters. Some may share stories, or myths, about the constellations. Because these stars appear to be grouped into the shapes of animals or people, different cultures have made up stories about them. A Greek myth, for example, tells a story about a lion named Leo. Use your imagination to find an animal in the night sky. Then you can share your own story at the star party!







How Do You Get Ready for a Star Party?

- 6 All you really need for a star party is a clear night sky. However, there are some things you can do before you go to a star party to help you have a great experience.
- 7 Just as the view of the sky changes, so does the weather. Be sure to bring along a jacket or sweater. Since you view stars in the evening, the night air may be colder than you expect.
- 8 You may also be surprised by the darkness of the night sky. If you need some light during the star party, do not use a regular flashlight. The bright white light from common flashlights makes it difficult for your eyes to focus on the night sky. Red light, on the other hand, does not ruin your night vision. You can purchase a red flashlight or make your own.
- 9 Every evening the sky presents a new opportunity to study and learn about the stars and other objects. With a little preparation, your adventure under the night sky is sure to be a success!

Make Your Own Stargazing Flashlight


Gather these materials:

Red plastic wrap or red cloth 	Scissors 	Flashlight 	Rubber band 
---	---	--	--

Follow these directions:

1. Cut the red plastic or cloth into a square. The square should be slightly larger than the lighted end of the flashlight.
2. Cover the lighted end of the flashlight with the red plastic or cloth. Wrap the edges of the plastic or cloth around the sides of the flashlight.
3. Secure the plastic or cloth to the flashlight with the rubber band.

Your stargazing flashlight will look like this.



Now you are ready to head outside for your own nighttime star party!

10 Which words in paragraph 4 best help the reader understand the meaning of resources?

- F** *where to look*
 - G** *stars and planets*
 - H** *what you are seeing*
 - J** *tools to find information*
-

11 What is the most likely reason the author begins the selection with the ideas in paragraph 1?

- A** To describe an activity that the reader may not have experienced
 - B** To suggest that a star party is similar to a party the reader may have attended
 - C** To identify the types of objects the reader would see in the night sky
 - D** To inform the reader of the items needed for a successful experience
-

12 In the boxed information titled "Make Your Own Stargazing Flashlight," the word secure means to —

- F** cut out neatly
- G** glue together
- H** fasten tightly
- J** fold in half

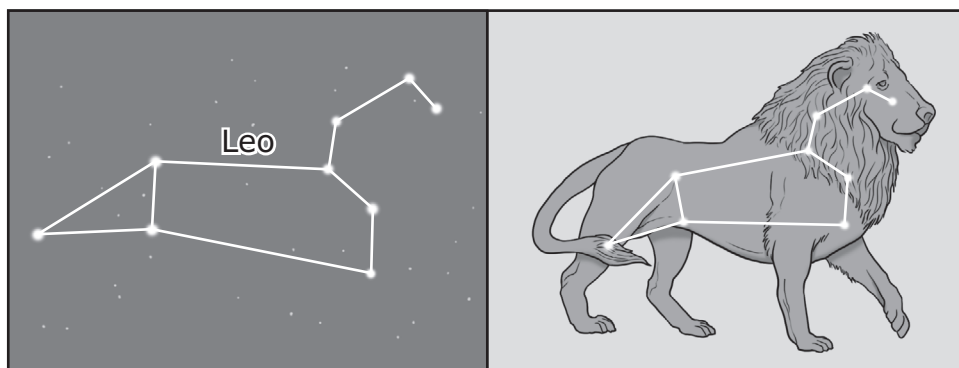
13 What information can be found in the section titled "What Are You Staring At?"

- A** Why star parties take place in the country
 - B** The purpose of a star chart
 - C** What type of weather to expect during a star party
 - D** The purpose of a red flashlight
-

14 Star parties do not usually take place in cities because —

- F** cities do not have enough hills
 - G** there are too many people around
 - H** cities do not have quiet places for viewing
 - J** there is too much light to see the stars clearly
-

15 Look at the diagram from the selection.



This diagram helps the reader understand —

- A** how the constellation Leo is formed
- B** the myth about the constellation Leo
- C** where to find the constellation Leo in the sky
- D** the names of all the stars in the constellation Leo

16 The row of pictures at the top of the boxed information titled “Make Your Own Stargazing Flashlight” helps the reader understand —

- F** where to buy the supplies
 - G** what supplies are needed
 - H** how to use the scissors correctly
 - J** how long the project will take to finish
-

17 According to the boxed information titled “Make Your Own Stargazing Flashlight,” what should the reader do right after cutting the red plastic or cloth?

- A** Place it next to the flashlight
 - B** Place it over the lighted end of the flashlight
 - C** Wrap the rubber band around the flashlight
 - D** Wrap the edges around the sides of the flashlight
-

18 The author wrote this selection most likely to —

- F** provide information about what happens at star parties
- G** explain how people can find star parties in their area
- H** describe what the reader needs at a star party
- J** persuade the reader to attend a star party

Read the selection and choose the best answer to each question.
Then fill in the answer on your answer document.

Kittens

by Myra Cohn Livingston

Our cat had kittens
weeks ago
when everything outside was snow.

So she stayed in
5 and kept them warm
and safe from all the clouds and storm.

But yesterday
when there was sun
she snuzzled on the smallest one

10 and turned it over
from beneath
and took its fur between her teeth

and carried it
outside to see
15 how nice a winter day can be

and then our dog
decided he
would help her take the other three

and one by one
20 they took them out
to see what sun is all about

so when they're grown
they'll always know
to never be afraid of snow.

From *Worlds I Know and Other Poems* by Myra Cohn Livingston. Copyright © 1985 Myra Cohn Livingston. Used by permission of Marian Reiner.

19 The description in lines 9 through 12 helps the reader picture —

- A** what a kitten's fur looks like
 - B** which kitten the mother cat is worried about
 - C** where the mother cat keeps her kittens
 - D** how the mother cat moves a kitten
-

20 In the poem, the mother cat wants her kittens to learn to feel comfortable —

- F** in the snow
 - G** around other animals
 - H** when she picks them up
 - J** when the speaker is near them
-

21 Which lines from the poem rhyme?

- A** weeks ago
when everything outside was snow.
- B** and carried it
outside to see
- C** and then our dog
decided he
- D** and one by one
they took them out

22 Read line 21 from the poem.

to see what sun is all about

The poet includes this line to emphasize that the mother cat —

- F** knows it will snow again soon
 - G** has had a bad experience in the winter
 - H** wants her kittens to explore new things
 - J** thinks her kittens will like the snow
-

23 How are the stanzas in the poem alike?

- A** They tell the speaker's feelings about the mother cat.
 - B** They have the same number of lines.
 - C** They focus on a problem the mother cat tries to solve.
 - D** They repeat important words.
-

24 The speaker most likely thinks the mother cat's actions are —

- F** brave
- G** confusing
- H** annoying
- J** wise

- 25** How can the reader tell that this is a narrative poem?
- A** The poem contains words that appeal to the senses.
 - B** The speaker of the poem shares his or her feelings.
 - C** The poem has lines that make the reader laugh.
 - D** The events described in the poem tell a story.
-

- 26** The mother cat takes her kittens outside because —
- F** the dog arrives
 - G** the kittens grow up
 - H** the sun comes out
 - J** winter is over

Read the selection and choose the best answer to each question. Then fill in the answer on your answer document.



Kids in Business

June 2014

In this issue:
Read all about young chefs and how they have achieved "sweet" success




The Cupcake Queen

- 1 Running a baking business can be a lot of fun. Just ask Taylor Moxey. She's a successful pastry chef from Miami, Florida—and she's only eight years old.


Rising to the Challenge

- 2 Taylor's pastry business didn't start with flour and frosting. It started with a doll. While shopping one weekend, Taylor asked her parents to buy her a doll. Rather than giving Taylor money to purchase the doll, Taylor's father encouraged her to earn the money herself. Taylor had no problem with the challenge. In fact, she had an idea: what if she baked cupcakes and sold them at church to raise money to buy her doll?
- 3 In order to make the cupcakes, Taylor knew she first needed some money for tools and supplies. "Her mom and I gave her a loan of \$40 and said she can pay it back," explained Taylor's father. "We were confident she'd make \$40, but we thought that'd be the extent of it. But that Sunday at church she made \$175 selling the cupcakes. We were blown away."



Warming Up

- 4 After the bake sale everyone expected Taylor to buy the doll she wanted. She certainly had made enough money for it. Imagine everyone’s surprise when Taylor decided to purchase business cards instead. The business cards said “Taylor the Chef” and had her father’s phone number on them. She began passing them out. This way, future customers could contact her. To her father’s amazement, people started phoning him to order Taylor’s cupcakes.
- 5 But baking yummy cupcakes wasn’t enough for Taylor. She entered a local cornbread-baking contest and won first prize. Not only that, she defeated experienced adult chefs. One of them, a well-known chef in Miami, didn’t know the contest winner was a child until Taylor showed up at his restaurant a couple of days later.
- 6 Soon after the contest Taylor became a local star. Suddenly everyone wanted to know about—and try—Taylor’s scrumptious treats. Even large companies began buying her delicious baked goods. Taylor’s pastry business had begun.




Taylor Moxey,
Cornbread-Contest Winner

Courtesy of the Moxey Family

Sweet Rewards

- 7 Of course, being eight years old has its own demands. Having a successful, thriving business doesn’t get Taylor out of going to school or doing homework. She also likes to participate in other activities. As a result, Taylor must carefully manage her time. For example, instead of going to play at a friend’s house or watching TV after school, Taylor might have to bake a batch of cupcakes for a customer. Because she has dance lessons on some days, she needs to get her baking done on time so she isn’t late for class.



- 8 Taylor doesn't mind these sacrifices, though. Baking may take time and be hard work, but Taylor sees the fun in it. "I think baking is mostly my passion," she says. "You get to take your recipe and different people's recipes and add different things to them." Taylor's father says that no matter how busy she is, Taylor always remembers to include a special ingredient in her cupcakes: "The cupcakes are made with love."
- 9 Taylor isn't creative just in the kitchen, though. She also decorates the boxes her baked goods are packaged in. Taylor uses markers, stickers, and other kinds of decorations to make sure each box looks special for her customers. People love the extra touch Taylor gives to her products.
- 10 So far Taylor has earned thousands of dollars selling her cupcakes. But she doesn't keep all her profits. Part of her money is donated to help people with dyslexia, a learning disorder that her father has. Dyslexia makes it difficult for people to read, write, and spell. Taylor wants others to learn about the condition.

A Recipe for the Future

- 11 Taylor wants to devote her life to baking. She may be working out of her parents' kitchen right now, but she has bigger dreams. Someday she hopes to open her own bakery.
- 12 If anyone can achieve sweet success, it's Taylor Moxey.

27 The photograph next to paragraph 1 helps the reader understand —

- A** why Taylor works many hours
 - B** how Taylor changes her recipes
 - C** where Taylor stores her cupcakes
 - D** what tools Taylor uses in the kitchen
-

28 The word thriving in paragraph 7 tells the reader that Taylor’s business is —

- F** doing well
 - G** raising prices
 - H** losing customers
 - J** moving to a new city
-

29 The section titled “Rising to the Challenge” is mainly about how Taylor —

- A** first got started with her business
- B** made a lot of money at her church
- C** asked her parents to buy her a doll
- D** was able to pay her parents back

- 30** The reader can conclude from paragraph 4 that Taylor —
- F** realized the doll she wanted would cost too much money
 - G** discovered she needed to find another location for a bake sale
 - H** became more interested in baking than in having a doll
 - J** wanted her family to bake the cupcakes for her business
-

- 31** Taylor informed people of her cupcake business mainly by —
- A** handing out business cards
 - B** advertising at her dance class
 - C** calling her father's friends
 - D** talking to other chefs
-

- 32** What can the reader tell about Taylor from the way she prepares her cupcakes for customers?
- F** She likes to sell her baked goods to her friends.
 - G** She has more fun decorating the boxes than baking.
 - H** She needs to improve the way she organizes her supplies.
 - J** She wants to please the people who buy her baked goods.

33 One result of Taylor’s success with her business is that she is able to —

- A** get her homework done in time for school
 - B** donate money to help other people
 - C** eat at the restaurant of a famous chef
 - D** help others decide what they want to do as an adult
-

34 The author wrote the article mainly to —

- F** teach the reader how to make good cupcakes
- G** explain to the reader how to start a new business
- H** show the reader that it is fun to win cooking contests
- J** tell the reader about the work of a young chef



**STAAR
GRADE 3
Reading
May 2018**



806427