




# Accessing STAAR Results for All Audiences

# Texas Educators: TEA Needs Your Input!



- Support student success by serving on an **assessment committee**.
- Teachers, instructional coaches, content specialists, and administrators play an essential role:
  - **Passage Review:** reviewing Reading Language Arts (RLA) each test passage.
  - **Item Review:** reviewing and approving each potential test question.
  - **Constructed Response Range-Finding:** setting scoring boundaries for essays.
  - **Subject-Area Advisory Group** providing feedback on subject-area-specific topics.
  - **Standard-Setting:** establishing cut scores that define performance levels.
- Visit [TexasAssessment.gov](https://www.texasassessment.gov) or <https://bit.ly/406DvwE> or use the QR code to sign up.



# Learning Outcomes

Attendees will learn about:

- The importance of data accuracy in reporting
- The reporting deliverables and events
- The three reporting portals—the Centralized Reporting System, the Family Portal, and the Research Portal




# Data Accuracy Matters

# Assessment Data Matters

State assessment results are used:

- to measure the extent to which a student has learned and is able to apply the defined knowledge and skills in the Texas Essential Knowledge and Skills (TEKS) at each tested grade, subject, and course
- to gauge how well schools and teachers are preparing their students academically
- for state and federal accountability



# TIDE Is the Source for Reporting Data

## Verify Data in TIDE

- Student Demographic Data (e.g., name, date of birth, grade, race, ethnicity)
- Additional Student Information (e.g., program enrollment)
- Student Test Settings
- Non-Embedded Supports
- Score Codes and Appeals
- Holistic Ratings Upload
- STAAR Medical Exclusions

PEIMS Snapshot loaded in TIDE by March 11, 2024—replaces blank values in TIDE.


Districts should still verify their data at the end each administration.

# Garbage In = Garbage Out




"I tried to warn him - garbage in, garbage out."

CS203448



Dilbert.com DilbertCartoonist@gmail.com



© 2014 Scott Adams, Inc. /Dist. by Universal Uclick



# Reporting Deliverables and Events



TE★AS ASSESSMENT



# New Reporting Section in the District and Campus Coordinator Resources

The new [Reporting](#) section of the DCCR details the reporting activities found in the Calendar of Events.

- Assessment Reports
- Reporting Events
- Centralized Reporting System
- Family Portal
- Research Portal

## Texas Assessment Program CALENDAR OF EVENTS 2023-2024

Reporting Events
<b>Administration</b>
<b>Early Results Data Files Delivered</b> Early student results are available in CRS for district testing coordinators and superintendents, and early administration data files are posted on this date for districts to make student-level decisions.
<b>Early Student Results Available</b> Early student results are available in CRS on this date for all educators who have access and are rostered in TIDE.
<b>Preliminary Assessment Reports for Accountability Delivered</b> Preliminary assessment reports for accountability, including administration data files, district and campus summary reports, student labels, and student report cards, are available on this date.
<b>Preliminary Assessment Results for Accountability Available</b> Preliminary assessment results for accountability are available in the Family and Analytic Portals on this date.
<b>Data Correction Window</b> During the window listed, districts need to resolve test discrepancies, including duplicate records and temporary TSDS IDs, and may submit score code changes, language code changes, and rescore requests to be included in final accountability reporting. Districts can continue to make changes after this window closes, but these changes will not be reflected in the CAF.
<b>Final Assessment Reports for Accountability Delivered</b> Final assessment reports for accountability, including updated administration data files, district and campus summary reports, student labels, and student report cards, as well as campus rosters are posted on this date.
<b>Final Assessment Results for Accountability Available</b> Final assessment results for accountability are available in the Family and Analytic Portals on this date.
<b>Districts Receive Printed Report Cards and Labels</b> Districts will receive printed student report cards and student labels during the window listed. Printed report cards are not available for the December or June STAAR administrations.
<b>Districts Report Results to Local Board of Trustees</b> This is the deadline for districts to report state assessment results to local board of trustees.



## Reporting Deliverables

# Assessment Reports

- Student Report Cards
- Student Labels
- Campus Rosters
- Summary Reports
- Reporting Data File
- Item Analysis Summary Report
- Images of Extended Constructed Responses



# Student Report Cards and Labels

- Confidential
- Provided through the Secure File Center for each student for whom an assessment record was submitted.
- Provided with preliminary and final assessment reports for each required testing program.
- Student report cards must be made available to parents and guardians.
- Student labels must be added to the student's academic achievement record.

**EOC**    CONFIDENTIAL

DOB: 01/01/08  
 GRADE: 10

STUDENT: STUDENT A. SAMPLE  
 STUDENT ID (TSDS): 9999990001  
 DISTRICT: 999-999 DEMO ISD  
 CAMPUS: 001 DEMO HIGH SCHOOL

INFO	TEST DATE	SCALE SCORE	PERFORMANCE LEVEL
Algebra I	Fall23	1440	Did Not Meet
Biology	Fall23	4246	Meets
English I	Fall23	6929	Masters
English II	Spr24	6257	Masters
U.S. History	Spr24	3550	Approaches

999-999.001.1

Confidential 2023 STAAR Report Card for:

## FIRSTNAMEF LASTNAMELASTNAM

FIRSTNAMEF'S PERFORMANCE AT A GLANCE

 <b>English I</b>  <b>Masters</b> Grade Level Test Date: Fall 2023	 <b>Algebra I</b>  <b>Did Not Meet</b> Grade Level Test Date: Fall 2023	 <b>Biology</b>  <b>Approaches</b> Grade Level Test Date: Fall 2023	 <b>English II</b>  <b>Masters</b> Grade Level Test Date: Fall 2023	 <b>U.S. History</b>  <b>Meets</b> Grade Level Test Date: Fall 2023
-----------------------------------------------------------------------------------	----------------------------------------------------------------------------------------	------------------------------------------------------------------------------------	------------------------------------------------------------------------------------	------------------------------------------------------------------------------------

Go to [TexasAssessment.gov](https://TexasAssessment.gov) and log in to learn more.

FIRSTNAMEF'S UNIQUE ACCESS CODE

# 999999

### From The Commissioner

As a parent of four myself, I want understandable information that helps me support my children in class and at home. This report gives you details on how well your child learned this year's academic material in school and guidance on how you can help your child even more at home. The results you see also allow you to know if your child is on track and gaining the grade-level knowledge to be ready for college, a career, or the military.

As a parent, you have a right to see your child's STAAR results, including every question that was scored and how your child answered it. I invite you to review these results and learn more.

Mike Morath, Commissioner of Education

### Maximize Time During Parent Teacher Conferences

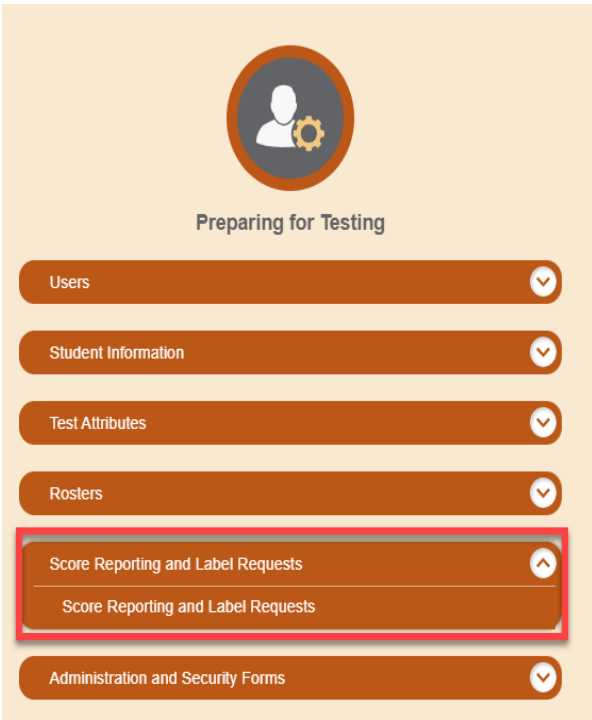
- Sample Questions to Ask the Teacher:
- What do you see as my child's strengths?
  - What does my child seem to be most interested in at school?
  - Does my child get along well with his or her classmates?
  - What is the most important thing that I can be doing to prepare my child for college, a career, or the military?
  - Is my child giving his or her best effort?
  - What could my child be doing that he or she is not already doing?
  - What do you think are the biggest challenges for my child, and how can I help him or her with those challenges?

### What the Results Mean

This report shows how well your child did on the STAAR. There are four levels of performance.

- MASTERS GRADE LEVEL**  
Mastery of the course knowledge and skills is shown—student is on track for college and career readiness.
- MEETS GRADE LEVEL**  
Strong knowledge of course content—student is prepared to progress to the next grade.
- APPROACHES GRADE LEVEL**  
Some knowledge of course content but may be missing critical elements—student needs additional support in the coming year.
- DID NOT MEET GRADE LEVEL**  
No basic understanding of course expectations is shown—student may need significant support in the coming year.

# Request for Printed Report Cards and Labels



- District testing coordinators can request printed copies of student report cards and student labels.
  - Report cards available for spring administrations.
  - Labels available for all administrations.
- Requests must be entered in TIDE by the last day of each testing window.
- Orders received after the window closes will incur additional processing fees.

Score Reporting and Label Requests

\*Would your district like to receive printed confidential student labels for STAAR December EOC?: No

\*Would your district like to receive printed report cards for TELPAS?: No

\*Would your district like to receive printed confidential student labels for TELPAS?: No

\*Would your district like to receive printed report cards for TELPAS Alternate?: No

\*Would your district like to receive printed confidential student labels for TELPAS Alternate?: No

\*Would your district like to receive printed report cards for STAAR Alternate 2?: No

\*Would your district like to receive printed confidential student labels for STAAR Alternate 2?: No

\*Would your district like to receive printed report cards for STAAR Spring 3-8?: No

\*Would your district like to receive printed confidential student labels for STAAR Spring 3-8?: No

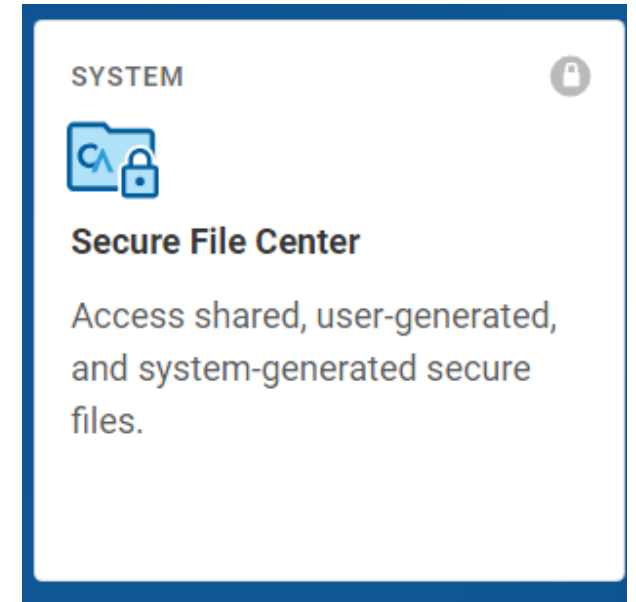
\*Would your district like to receive printed report cards for STAAR Spring EOC?: No

\*Would your district like to receive printed confidential student labels for STAAR Spring EOC?: No

\*Would your district like to receive printed confidential student labels for STAAR June EOC?: No

# Campus Rosters

- Confidential
- Provided through the Secure File Center for each campus.
- Lists every student for whom an assessment record was submitted.
- Provided only with final assessment reports.
- Two additional rosters are available for STAAR.
  - Campus Roster—Students Not Achieving Approaches Grade Level  
Lists every student for whom an assessment record was submitted but who did not achieve a passing score, including students who were marked “Absent” or “Other.”
  - Campus Roster—All Out-of-School Examinees  
Lists each out-of-school examinee for whom a STAAR EOC assessment record was submitted.



# Summary Reports and Reporting Data File

- Summary Report
  - Provided for each grade and subject, course, and language domain assessed at each campus and in each district.
  - Contains aggregate information for every student for whom an assessment record was submitted.
  - Summarizes the performance results of each demographic group assessed.
  - Provided with preliminary and final assessment reports.
- Reporting Data File
  - Contains individual data records for each student for whom an assessment record was submitted.
  - Includes identification and demographic data as well as scores for each grade and subject, course, or language domain assessed.
  - Provided in fixed-length text format as indicated on the [Data File Formats](#) webpage.
  - Provided with preliminary and final assessment reports.

# Updated Item Analysis Summary Report



## STATE OF TEXAS ASSESSMENTS OF ACADEMIC READINESS Item Analysis Summary Report

# Tested	
State	356,558
District	2,209
Campus	63

Grade: 3  
District: 031-901 BROWNSVILLE ISD  
Campus: 133 AIKEN EL

Report Date: AUGUST 2023  
Date of Testing: SPRING 2023

READING LANGUAGE ARTS										
All Items					Multi-Point Items					
Item	RC	Number of Students Tested			Item	RC	Points	Number of Students Tested		
		356,558	2,209	63				356,558	2,209	63
		State	District	Campus				State	District	Campus
Percent Correct				Percent with Points Awarded						
1.	1	58	62	76						
2.	1	66	61	65	11.	1	2 / 2	38	33	49
3.	1	79	77	84			1 / 2	25	29	22
4.	1	63	64	63			0 / 2	37	38	29
5.	1	74	75	75	24.	1	2 / 2	33	43	38
6.	1	65	61	75			1 / 2	59	51	57
7.	1	69	65	76			0 / 2	8	6	5
8.	1	80	76	78			10 / 10	1	1	2
9.	1	57	58	70			9 / 10	2	2	3
10.	1	71	65	13			8 / 10	4	6	10
11.	Multi-point item - see results at right -->						7 / 10	4	5	2
12.	1	63	67	70	25.	2	6 / 10	5	8	13
13.	1	60	59	71			5 / 10	6	7	6
14.	1	72	72	76			4 / 10	18	20	17
15.	1	66	67	79			3 / 10	6	5	5
16.	1	65	63	71			2 / 10	9	8	10
17.	1	63	61	71			1 / 10	3	2	3
18.	1	48	45	52			0 / 10	42	37	30
19.	1	57	55	46						

1. All items listed in order including multi-point items and extended constructed-response items.
2. Multi-point items section shows percent of students receiving full credit, partial credit, and no credit
3. Extended constructed response score distribution available in the same report



# Item Analysis Summary Report and Images of Extended Constructed Responses

- Item Analysis Summary Reports
  - Available for the spring administration of STAAR.
  - Provided for all students who took the non-accommodated online form of the assessment.
  - Shows the percentage of students at the state, district, and campus levels who answered each question correctly.
  - Shows the percentage of students who received no, partial, and full credit for multi-point questions.
  - Shows the distribution of student performance on extended constructed-response items.
  - Available only with final assessment reports.
- Images of Extended Constructed Responses for STAAR
  - Shows student responses to extended constructed-response questions for the spring administration of STAAR reading language arts (RLA) assessments.
  - Available by campus and provided only with final assessment reports.



# Reporting Events

# Early Reports



Early reports include::

- Early Student Results
  - First available in the Centralized Reporting System (CRS) for district testing coordinators and superintendents
  - Provided to aid district personnel in making student-level decisions.
    - Graduation
    - Required accelerated instruction
    - Reclassification
  - Contains student-level information not district or campus accountability reporting.
  - Then, available to other educators who have access to CRS and have associated rosters in TIDE.
- Early Results Data Files

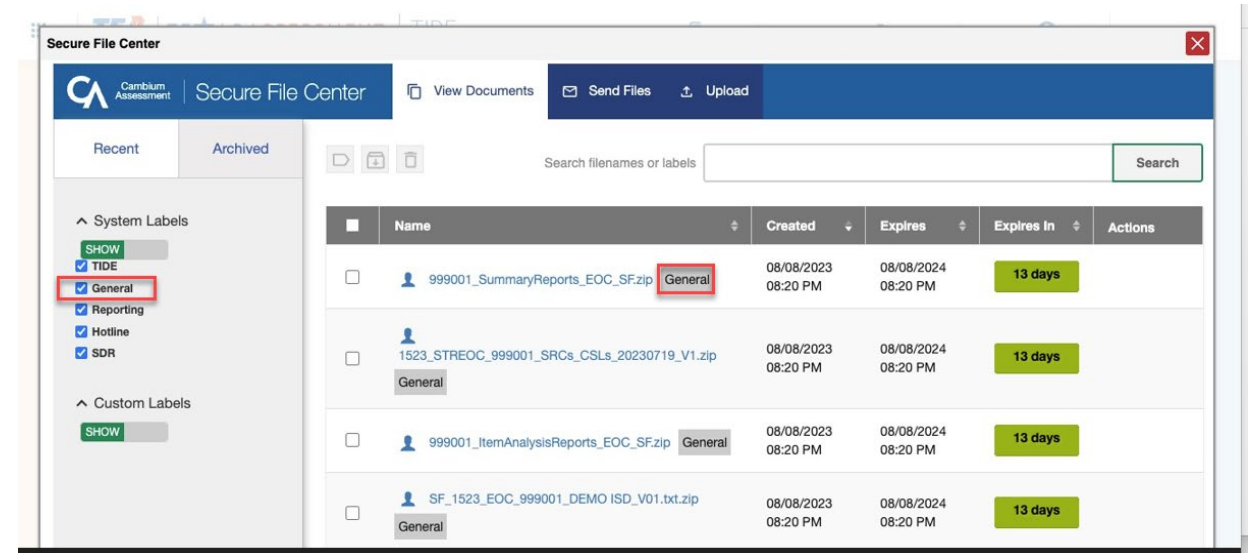
# Early Data File

- Posted in the Secure File Center for district coordinators.
- Provided in Excel in a custom data file format that is available on the [Data File Formats](#) webpage.
- Contains one file for each subject.
- Does not include item-level information or historical records.
- Reflects students active in TIDE

TEST DATE	ASSESSMENT TYPE	TEST NAME	STUDENT ENROLLMENT GRADE CODE	ESC REGION NUMBER	COUNTY-DISTRICT-CAMPUS NUMBER	DISTRICT-NAME	CAMPUS-NAME	STUDENT LAST-NAME	STUDENT FIRST-NAME	STUDENT MIDDLE INITIAL	STUDENT ID	SEX-CODE	DATE-OF-BIRTH	BLANK	HISPANIC-LATINO-CODE	AMERICAN-INDIAN-NATIVE-ALASKA-ASIAN-CODE	BLACK-AFRICAN-AMERICAN-CODE	NATIVE-HAWAIIAN-PACIFIC-ISLANDER-CODE	WHITE-CODE	ETHNICITY/RACE REPORTING CATEGORY	ECONOMIC-STATUS-CODE	TITLE-I-PART-A-INDICATOR-CODE	MIGRANT-INDICATOR-CODE	BLANK
5092023	STAAR Summative	Spring 2023 STAAR Grade 3 Math	1	99	999001001	Demo Dist	Demo Car	Demo	Will			F	11121997							N	1	8		
4292023	STAAR Summative	Spring 2023 STAAR Spanish Language Proficiency	1	99	999001001	Demo Dist	Demo Car	Demo-PC	Demo		XXXXX557	F	11121997							N		8		
5042023	STAAR Summative	Spring 2023 STAAR Grade 3 Math	3	99	999001001	Demo Dist	Demo Car	SignedAd	DoNotReport				1012010							N				
5032023	STAAR Summative	Spring 2023 STAAR Grade 3 Math	3	99	999001001	Demo Dist	Demo Car	SignedAd	DoNotReport				1012010							N				
5042023	STAAR Summative	Spring 2023 STAAR Grade 3 Math	3	99	999001001	Demo Dist	Demo Car	SignedAd	DoNotReport				1012010							N				
5092023	STAAR Summative	Spring 2023 STAAR Grade 3 Math	3	99	999001001	Demo Dist	Demo Car	SignedAd	DoNotReport				1012010							N				
5092023	STAAR Summative	Spring 2023 STAAR Grade 3 Math	3	99	999001001	Demo Dist	Demo Car	SignedAd	DoNotReport				1012010							N				

# Preliminary Assessment Reports for Accountability

- District Level
  - Posted in the Secure File Center for the district coordinator.
  - Include:
    - Student report cards,
    - Student labels,
    - District and campus summary reports, and
    - Reporting data files.
- Region Level
  - Posted in the Secure File Center for the region testing coordinator.
  - Include summary reports and reporting data files.
- Data Portals
  - Available in the family and research portals.
  - Refer to the [Family Portal](#) page for information on helping parents access the Family Portal.



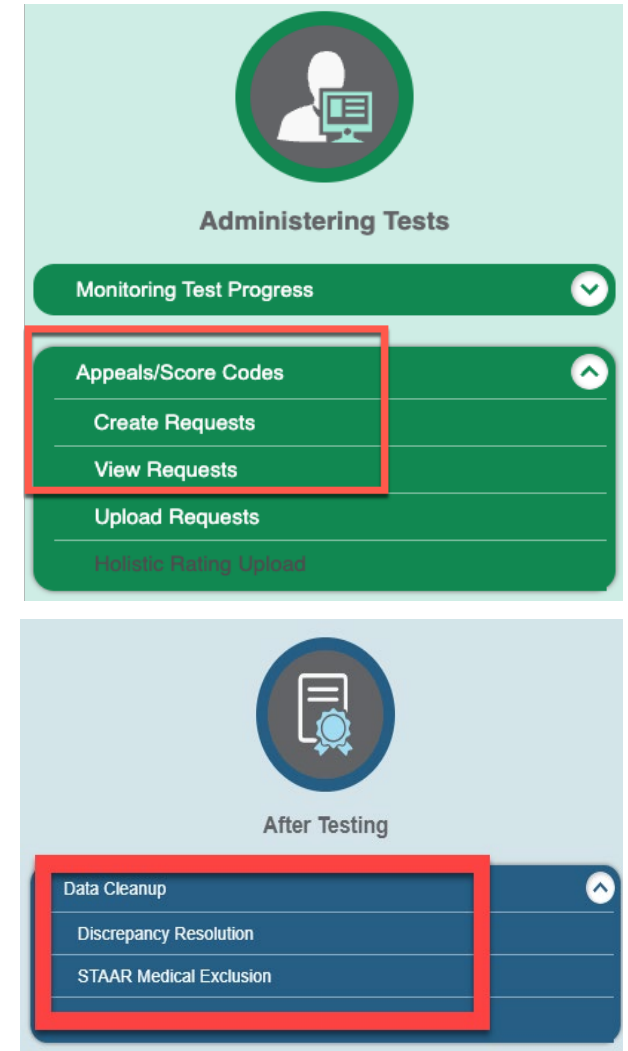
# Review Preliminary Assessment Reports

- District testing coordinators should review the reporting data files to verify the data.
  - Check that all students are accounted for with the appropriate score code.
  - Ensure student's legal name is spelled correctly.
  - Ensure student's date-of-birth is correct.
  - Ensure students are reported in the correct district and campus.
  - Identify changes to make during the data correction window.
- Preliminary assessment results are the same as final assessment results unless changes have been made during the data correction window.



# Data Correction Window—What Can Be Changed

- Make changes to:
  - student name
  - date of birth
  - score code
- Submit rescore appeals for tests with constructed responses
- Resolve discrepancies for duplicate tests
- Make test reassignments
- Merge temporary IDs with permanent TSDS IDs
- Contact Texas Testing Support if students are reported in the wrong district or campus.



# Data Correction Window—What Cannot Be Changed

- New score code cannot be entered.
- Holistic ratings uploads cannot be submitted.
- Test settings and non-embedded supports cannot be entered.
- Most student demographic and other student information cannot be changed.



**Testing coordinators must verify student information in TIDE before the end of the testing window!**



# Final Assessment Reports for Accountability

- District Level
  - Posted in the Secure File Center for the district coordinator.
  - Include updated reports with changes made during the data correction window:
    - Student report cards,
    - Student labels,
    - District and campus summary reports, and
    - Reporting data files.
  - Include:
    - Campus rosters,
    - Item analysis summary for spring STAAR administration
    - Images of extended constructed responses for spring STAAR administration
- Region Level
  - Posted in the Secure File Center for the region testing coordinator.
  - Include summary reports and reporting data files.
- Data Portals
  - Available in the family and research portals.
  - Refer to the [Family Portal](#) page for information on helping parents access the Family Portal.

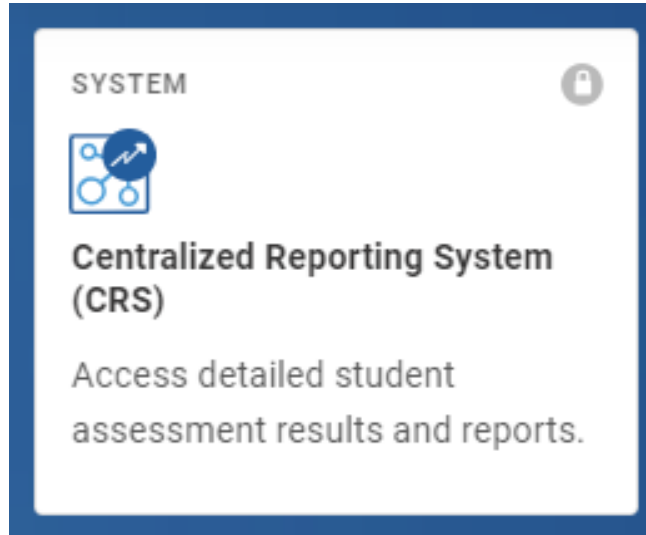
# Reporting Portals



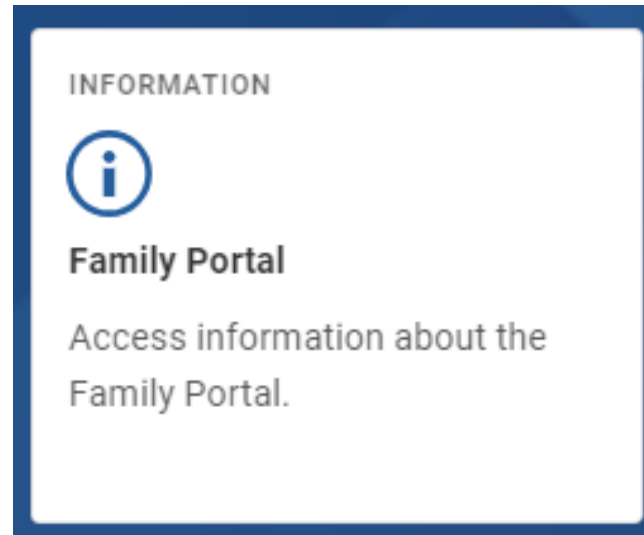
TE★AS ASSESSMENT

# Three Reporting Portals

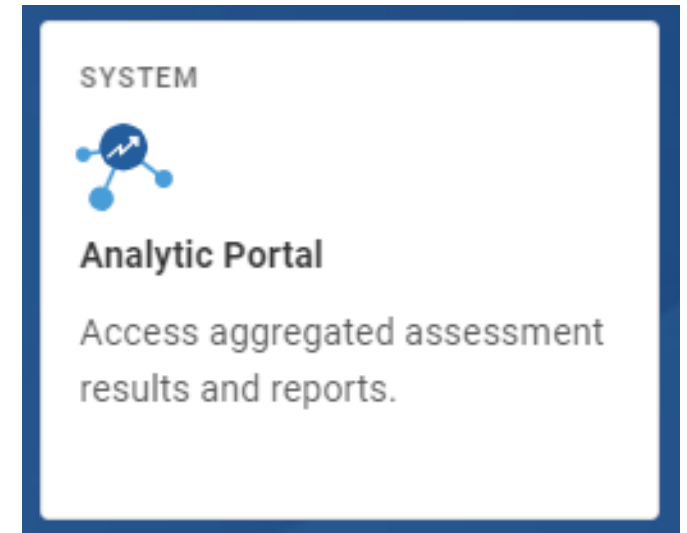
Educators: Centralized Reporting System



Parents and Students: Family Portal



Public: Analytic (Research) Portal





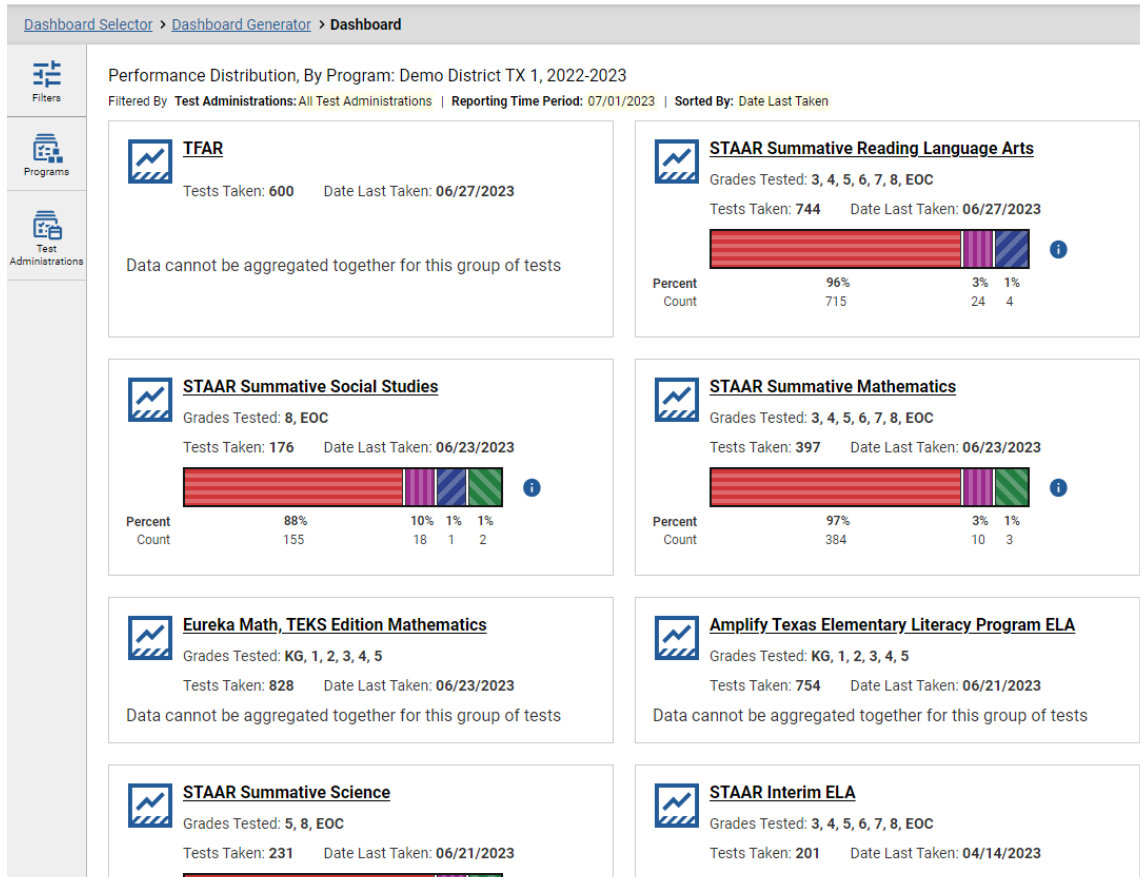
# Centralized Reporting System (CRS)

# Reporting Results to Teachers

- [Texas Education Code §32.258](#) requires the agency to establish a secure, interoperable system under which an authorized employee of a school district, including a district teacher, can readily access individual assessment data of district students for use in developing strategies for improving student performance.
- [Texas Education Code §39.023\(h\)](#) requires
  - the agency to notify school districts and campuses of the results of assessments and
  - school districts to disclose to each district teacher the results of assessments administered to students taught by the teacher in the subject for the school year in which the assessment instrument is administered.



# Centralized Reporting System



- Early access to student results for ALL assessments in one location including formative, interim, and summative results
- Provides data visualization at the district, campus, classroom/roster level
- Student details, including longitudinal reports

# CRS Filters, Features, and Tools

## Filters

Standards

Reporting Category

- All Reporting Category(s)
- All Reporting Category(s)
- R: Reading
- W: Writing

Average Score and Performance Distribution for June 2023 STAAR English I (STAAR EOC June 2023), by Campus and Reporting Category: Demo District TX 1, 2022-2023

Filtered By: Campus: All Campuses | Test Administrations: STAAR EOC June 2023 | Reporting Time Period: 07/01/2023 | Standards Keys

Campus	Total	Student Count	Average Score	Performance Distribution	Average Percent Correct	Average Points Earned out of Points Possible	1		2	
							Eng_1.R.2.A	Eng_1.R.6.B	Eng_1.R.2.A	Eng_1.R.6.B
State	Total	87	3840	Percent Count: 44% (38), 15% (13), 25% (22), 16% (14)	65%	22/33	0.93	0.92	1 pt	1 pt
ESC	Total	49	2758	Percent Count: 100% (49)	14%	5/33	0.11	0		
District	Total	49	2758	Percent Count: 100% (49)	14%	5/33	0.11	0		
<a href="#">Demo Campus TX 1</a>	Total	47	2763	Percent Count: 100% (47)	14%	5/33	0.11	0		
<a href="#">Demo Campus TX 2</a>	Total	7	2922	Percent Count: 100% (7)	19%	6/33	0	0		
<a href="#">Demo Campus TX 3</a>	Total	2	2551	Percent Count: 100% (2)	14%	5/33	0	0		

## Features & Tools

**Get More Insights**

- Build Longitudinal Report
- Get Instructional Resources
- Breakdown by

**Reporting Options**

- Change Reporting Time Period

**Download & Print**

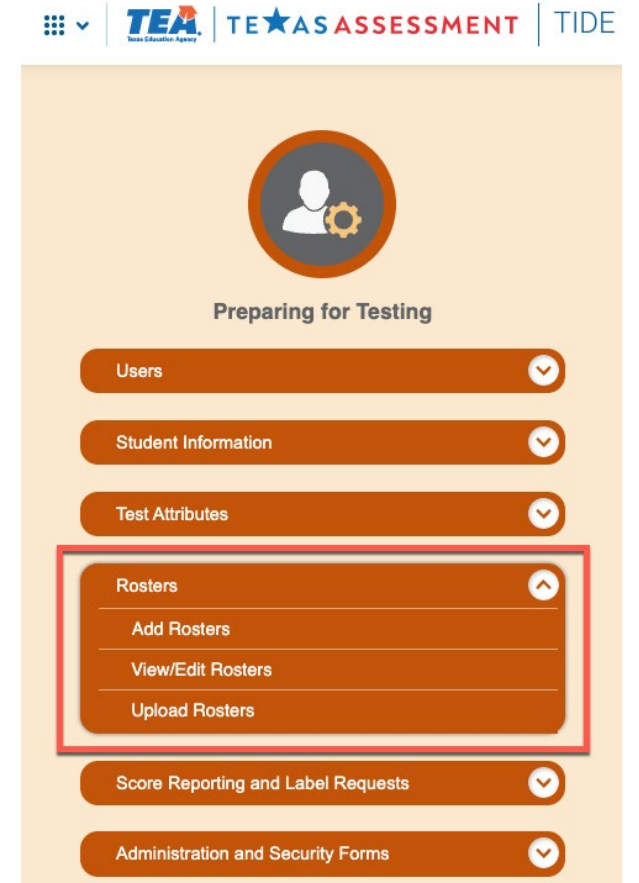
- Download Student Results
- Print

**Test Options**

- Set Student Setting on Item View

# Rosters to Access Student Results

- Rosters associate students with teachers or other users
- Rosters can group students by classroom, course section, etc.
- Rosters can group students by grade
- Examples:
  - Elementary teacher, homeroom roster: Ms. Garcia can access results for all students in her homeroom class.
  - Secondary teacher, teaching 6 periods of Algebra I: Mr. Jones can access results for students in each class period.
  - Grade level teams: associate all students in grade 3 to one teacher or to all grade 3 teachers.
  - Secondary team lead: associate all students on middle school campus to RLA team lead.
- REMINDER: Rosters are limited to 500 students.





# Teacher Roster View

Filters

- Standards
  - Reporting Category: 912.4: The student will d...
  - Knowledge and Skill Statement: 912.4.15: Economics. Th...
  - Student Expectation: All Student Expectation(ε)

Score, Performance and Points Earned on **June 2023 STAAR U.S. History** (STAAR EOC June 2023) of (students not in any roster), by Student and Reporting Category: 2022-2023

Filtered By Campus: All Campuses | Test Administrations: STAAR EOC June 2023 | Knowledge and Skill Statement: 912.4.15 | Reporting Time Period: 08/01/2023 | Standards Keys

Features & Tools

Student	TSDS Number	Total	Total			1. History	4. Economics, Science, Technology, and Society		
			Scale Score	Performance	Percentile Rank		Points Earned out of Points Possible	Item Numbers, Max Points and Points Earned	
							3	18	24
							1 pt	1 pt	1 pt
State		3740	Percent Count: 35% 2.5K, 46% 3.2K, 11% 8% 752 586	n/a	13/35	7/17	0.53	0.27	0.36
ESC		2794	Percent Count: 79% 11, 14% 7% 2 1	n/a	6/35	3/17	0.09	0.09	0.09
District		2794	Percent Count: 79% 11, 14% 7% 2 1	n/a	6/35	3/17	0.09	0.09	0.09
Campus		2794	Percent Count: 79% 11, 14% 7% 2 1	n/a	6/35	3/17	0.09	0.09	0.09
My Students		2749	Percent Count: 77% 10, 15% 8% 2 1	n/a	6/35	2/17	0.1	0.1	0.1
<a href="#">DoNotReport_SignedAdmin</a>	DM26753092	1420	Did Not Meet Grade Level	0	0/35	0/17	0	0	0
<a href="#">EOCRetake_Demo</a>	DM69990008	3158	Did Not Meet Grade Level	0	7/35	2/17	0	0	0
<a href="#">EOCRetake_Demo</a>	DM69990030	3636	Approaches Grade Level	10	9/35	5/17	0	0	0
<a href="#">JuneEOC_Demo</a>	DM59990006	2870	Did Not Meet Grade Level	0	6/35	0/17	0	0	0
<a href="#">JuneEOC_Demo</a>	DM59990008	3486	Did Not Meet Grade Level	5	13/35	3/17	0	0	0

# Item Level Reporting

- Released tests
  - Points earned out of points possible
  - Item and student response is viewable
  
- Non-released tests
  - Points earned out of points possible

TEA ASSESSMENT | Reporting Secure File

Select Role > Dashboard Generator > Dashboard > Performance on Tests > District Performance on Test > Campus Performance on Test

Performance by Roster | Performance by Student

Score, Performance and Points Earned on Spring 2023 STAAR Spanish Grade 5 Mathematics Online Form (STAAR 3-8 Spring 2023 Math) of All Rosters, by Student and Reporting Category: YIPPEE J H, 2022-2023  
 Filtered By: Campus: All Campuses | Test Administrations: STAAR 3-8 Spring 2023 Math | Reporting Time Period: 07/01/2023 | Standards Keys

Student	TSDS Number	Total	Scale Score	Performance	Percentile Rank	Reported Quantile Measure	1. Numerical Representations and Relationships							
							Points Earned out of Points Possible	Item Numbers, Max Points and Points Earned						
								2	4	13	19	24	26	28
State		1549	43%	19%	17%	21%	4/9	0.75	0.76	1.49	0.65	0.54	1.2	0.45
ESC		1549	43%	19%	17%	21%	4/9	0.75	0.76	1.49	0.65	0.54	1.2	0.45
District		1549	43%	19%	17%	21%	4/9	0.75	0.76	1.49	0.65	0.54	1.2	0.45
Campus		1544	44%	19%	17%	19%	4/9	0.75	0.76	1.48	0.64	0.52	1.17	0.45
<a href="#">ONLINEENG_STUDENTB</a>	9000004404	1776	Masters Grade Level	96%	990Q	8/9	1	1	2	1	1	2	n/a	
<a href="#">ONLINESPN_KIDB</a>	9000004118	1000	Did Not Meet Grade Level	0%	EM	0/9	0	0	0	0	0	0	0	
<a href="#">ONLINESPN_KIDC</a>	9000004119	1000	Did Not Meet Grade Level	0%	EM	0/9	0	0	0	0	0	0	0	
<a href="#">ONLINESPN_KIDD</a>	9000004120	1000	Did Not Meet Grade Level	0%	EM	0/9	0	0	0	0	0	0	0	
<a href="#">ONLINESPN_KIDE</a>	9000004121	1418	Did Not Meet Grade Level	13%	530Q	9/9	1	1	2	1	1	2	1	
<a href="#">ONLINESPN_KIDF</a>	9000004122	1581	Approaches Grade Level	68%	740Q	0/9	0	0	0	0	0	0	0	

# Student Level Response

Spring 2023 STAAR Grade 5 Mathematics Online Form

Item 14 Student: [dropdown] Item 20

Current Item: 16 Score: 2/2

Scoring Assertion	Outcome
1. The test taker selects the correct responses.	✓
2. The test taker selects at least half of the correct responses.	✓

student setting(s) OFF

16

A person runs laps around a track. The relationship between the number of laps,  $x$ , and the total distance run in miles,  $y$ , can be represented by the equation  $y = 0.25x$ . Complete the table to represent this relationship. Move the correct answer to each box in the table. Not all answers will be used.

- 1.25 1.75 3.5 4.25 6.75 7.25 16.75 17.25

Track

Number of Laps, $x$	Total Distance, $y$ (miles)
2	0.5
7	1.75
8	2
17	4.25

Spring 2023 STAAR Grade 5 Mathematics Online Form

Item 14 Student: [dropdown] Item 20

Current Item: 16 Score: 2/2

Item & Score Rubric & Resources

Details

Topic	2. Computations and Algebraic Relationships	Content Alignment	<p><b>Reporting Category:</b> 2: Computations and Algebraic Relationships. The student will demonstrate an understanding of how to perform operations and represent algebraic relationships.</p> <p><b>Knowledge and Skill Statement:</b> 5.2.4: Algebraic reasoning. The student applies mathematical process standards to develop concepts of expressions and equations.</p> <p><b>Student Expectation:</b> 5.2.4.C: Generate a numerical pattern when given a rule in the form <math>y = ax</math> or <math>y = x + a</math> and graph.</p>
-------	---------------------------------------------	-------------------	------------------------------------------------------------------------------------------------------------------------------------------------------------------------------------------------------------------------------------------------------------------------------------------------------------------------------------------------------------------------------------------------------------------------------------------------------------------------------------------------------------------------------------------------

Rubric

2023 STAAR Grade 5 Math Rationales

Item #	Rationale
16 1.75, 4.25	To determine which values complete the table to represent the relationship $y = 0.25x$ , the student should have understood that the $x$ -values should be multiplied by 0.25 to obtain the $y$ -values. The student should have substituted the given $x$ -values into the equation to solve for the missing $y$ -values ( $y = 0.25(7) = 1.75$ and $y = 0.25(17) = 4.25$ ).

2023 STAAR Explicaciones de Matemáticas de Grado 5

Posición del ítem	Explicación
16 1.75, 4.25	Para determinar qué valores completan la tabla para representar la relación $y = 0.25x$ , el estudiante debió haber entendido que los valores de $x$ se deben multiplicar por 0.25 para obtener los valores de $y$ . El estudiante debió haber sustituido los valores de $x$ dados en la ecuación para resolver los valores de $y$ que faltan ( $y = 0.25(7) = 1.75$ y el otro valor de $y = 0.25(17) = 4.25$ ).

# Images of Extended Constructed Responses

Spring 2023 STAAR Grade 8 Reading Language Arts Online Form

Item 26

Student:

Item 34

Current Item: 27 Score: 10/10

Item & Score

Rubric & Resources

Read the selection and choose the best answer to each question.

## from *Say What, Horse?*

by Jessie Haas

1 Humans have been communicating with horses since we first domesticated them, around 5,500 years ago. But the conversation has been pretty one-way. We gave orders. They behaved as if they understood—or not.

2 Meanwhile horses have been watching us, reading our moods, and communicating in ways that we usually fail to understand. But science is finally catching on to that and taking a fresh look at the horse-end of this long relationship.

### I See What You're Saying

3 Horses are highly visual animals. In groups, they establish a pecking order,<sup>1</sup> mainly by making threats. The longer the horses have known each other, the more subtle the threats become, until just a squinty-eyed look from a boss can get a lower-ranked animal to move away. So it makes sense that facial expressions would be important to them, but horse facial expressions went unstudied until very recently.

4 Research at the University of Sussex in England has identified 17 different facial expressions in horses. That's more than dogs (16) or chimpanzees (14). Some horse expressions are similar to those of humans—for instance, both horses and humans raise the skin above their eyes when experiencing negative emotions.

5 Next, the Sussex researchers wondered whether horses recognize human facial expressions. They showed horses photos of people with angry or happy faces. Horses turned their heads to view the angry expressions with their left eyes. Dogs also tend to look at angry faces this way. The horses' heartbeats sped up while viewing angry faces. Smiling expressions didn't prompt either a head turn or a change in heart rate. Scientists were interested to learn that, though horses and people have very differently shaped faces and skulls, horses appeared to accurately read human emotions.

6 Horse people have always known that horses are good at reading our moods, but we've attributed that to some kind of sixth sense. Turns out they're using vision, one of the same five senses we do—sort of. Horses see very differently than we do. Their large eyes magnify objects so they seem up to 50 percent larger than they do to us. (To them, a bike might appear as big as a pony!) They're also highly attuned to motion. A little twitch of a frown on a human face may seem like a great big scary scowl to horses. They interpret it as a threat.

### Can You Get Me That?

27

Read the excerpt from "Say What, Horse?" Based on the information in the article, write a response to the following. Explain what new research reveals about horses' ability to communicate.

Write a well-organized informational composition that uses specific evidence from the article to support your answer.

Remember to —

- clearly state your thesis
- organize your writing
- develop your ideas in detail
- use evidence from the selection in your response
- use correct spelling, capitalization, punctuation, and grammar

Manage your time carefully so that you can —

- review the selection
- plan your response
- write your response
- revise and edit your response

Write your response in the box provided.

B I U T, | : : # # | X | | | | | | | | | |

For a long period of time we thought horses could not communicate with us. It turns out that isn't true. Recent studies show that horses actually make and read facial expressions. They also can ask for things and indicate different things. Also horses can essentially read or in other terms use abstract symbols to communicate.

Horses can make 17 different facial expressions! They can also read human facial expressions. They have a more magnified eyesight than humans, so they can actually see our facial expressions very well and tell what emotions we are seeing. The horses have different reactions to our different expressions.

A horses have different wants just like us. If they want something that they cannot get, they will try asking for it. An experiment conducted showed horses trying to get the attention of a human and asking the human to get them food which was not in their reach. They try to communicate to us and try to tell us different things.

A recent study was based on correlating different symbols on what the horses want. Researchers thought horses different symbols representing if they wanted a blanket or not. According to the weather the horses chose correctly. On hot days they chose no blanket and on cold days they chose a blanket.

In conclusion, horses are really smart. They can communicate in so many different ways. It's quite extraordinary!

# Longitudinal Reports

Score, Performance and Points Earned on TEPAS Alternate Grade 12 (TELPAS Alternate 2023), by Student and Reporting Category: 2022-2023  
 Filtered By: Campus: All Campuses | Test Administrations: TELPAS Alternate 2023 | Reporting Time Period: 06/01/2023

Student	TSDS Number	Total	1. Listening	2. Speaking	3. Reading	4. Writing
		Composite Rating				Writing
						1. Vocabulary and Language Structures   2. Application of English

Features & Tools

**Get More Insights**

- Build Longitudinal Report
- Get Instructional Resources

**Reporting Options**

- Class Selection

Longitudinal Report

Longitudinal report of Score and Performance on TEPAS Alternate Grade 12:  
 Filtered By: Test Administrations: All Test Administrations | School Year: All School Years | Reporting Date: 06/01/2023

**Overall**

**1. Listening**

**2. Speaking**

**3. Reading**

**4. Writing**

Date	Test Label	Test Administration	Overall	1. Listening	2. Speaking	3. Reading	4. Writing
3/28/2022	TELPAS Alternate Grade 11	TELPAS Alternate 2022	My Student's Performance				
3/28/2022	TELPAS Alternate Grade 11	TELPAS Alternate 2022	Early Independence				
3/28/2023	TELPAS Alternate Grade 12	TELPAS Alternate 2023	Developing Independence				

# Student Portfolio



Score and Performance, by Assessment and Test Administration: **Rogers, Steven**, 2025-2026

Features & Tools

Assessment Name	Program	Test Grade	Test Administration	Student Count	Score	Performance	Date Taken
<a href="#">Spring 2026 STAAR Grade 8 Reading Language Arts Online Form</a>	STAAR Summative	8	STAAR 3-8 Spring 2026 RLA	1	1980	Masters Grade Level	03/26/2026
<a href="#">Spring 2026 STAAR Grade 8 Mathematics Online Form</a>	STAAR Summative	8	STAAR 3-8 Spring 2026 Math	1	1815	Approaches Grade Level	03/18/2026
<a href="#">Spring 2026 STAAR Grade 8 Science Online and ASL Forms</a>	STAAR Summative	8	STAAR 3-8 Spring 2026 Sci & SS	1	3320	Did Not Meet Grade Level	03/09/2026
<a href="#">Spring 2026 STAAR Grade 8 Social Studies Online and ASL Forms</a>	STAAR Summative	8	STAAR 3-8 Spring 2026 Sci & SS	1	4280	Meets Grade Level	03/01/2026

Rows per page:  1 Items: <  of 1 >

# CRS Is Not Accountability Reporting

- CRS reports assessment results reflecting the current enrollment in TIDE.
- Students in the early data files delivered to district testing coordinators reflect the current enrollment in TIDE and therefore may not match the preliminary or final accountability files.
- When students move, the student's association in TIDE to the new district and campus means their results are available in CRS for the new district and campus.





# Family Portal



Texas Education Agency

TE★AS ASSESSMENT

Supporting Academic Achievement



# Purpose of the Family Portal


- [Texas Education Code §32.258](#) requires the agency to create secure system that a student or the student's parent can easily access the student's assessment data.
- The Texas Assessment Family Portal fulfills this purpose—to provide parents easy access to their child's test results for:
  - STAAR,
  - STAAR Alternate 2,
  - TELPAS, and
  - TELPAS Alternate.

The screenshot displays the Texas Assessment Family Portal interface. At the top, it says "TE★AS ASSESSMENT | Family Portal" with a "Subscribe" button, "En español" link, "Print" icon, and "Sign Out" link. Below this is a welcome message for "Jannat Lamb" with student ID "DM95164358" and birth date "11/11/2014". The main section is titled "Jannat's Scores for 2022–2023 School Year" and is sorted by "Most Recent Test". It shows four assessment categories:

Assessment	Score	Actions
STAAR Mathematics Your Child's Most Recent Test STAAR Grade 8 Mathematics Test Window: Spring 2023	Meets Grade Level	View Detailed Report, Download Detailed Report
STAAR RLA Your Child's Most Recent Test STAAR Grade 8 Reading Language Arts Test Window: Spring 2023	Meets Grade Level	View Detailed Report, Download Detailed Report
STAAR Social Studies Your Child's Most Recent Test STAAR Grade 8 Social Studies Test Window: Spring 2023	Masters Grade Level	View Detailed Report, Download Detailed Report
STAAR Science Your Child's Most Recent Test STAAR Grade 8 Science Test Window: Spring 2023	Approaches Grade Level	View Detailed Report, Download Detailed Report

# Overview of the Family Portal

- The family portal includes information to identify the child's strengths as well as areas where he or she may need additional support.
- Families can find easy-to-use resources to support learning at home and assist their child in focusing on the skills he or she most needs help with.
- For spring administrations of STAAR, families can see:
  - each test question,
  - the correct answer,
  - a rationale for the correct answer, and
  - their child's answer.
- By providing families and guardians access to the family portal, district personnel can fulfill the district's reporting requirement under TAC [§101.3014\(b\)](#) to notify students and parents of test results.

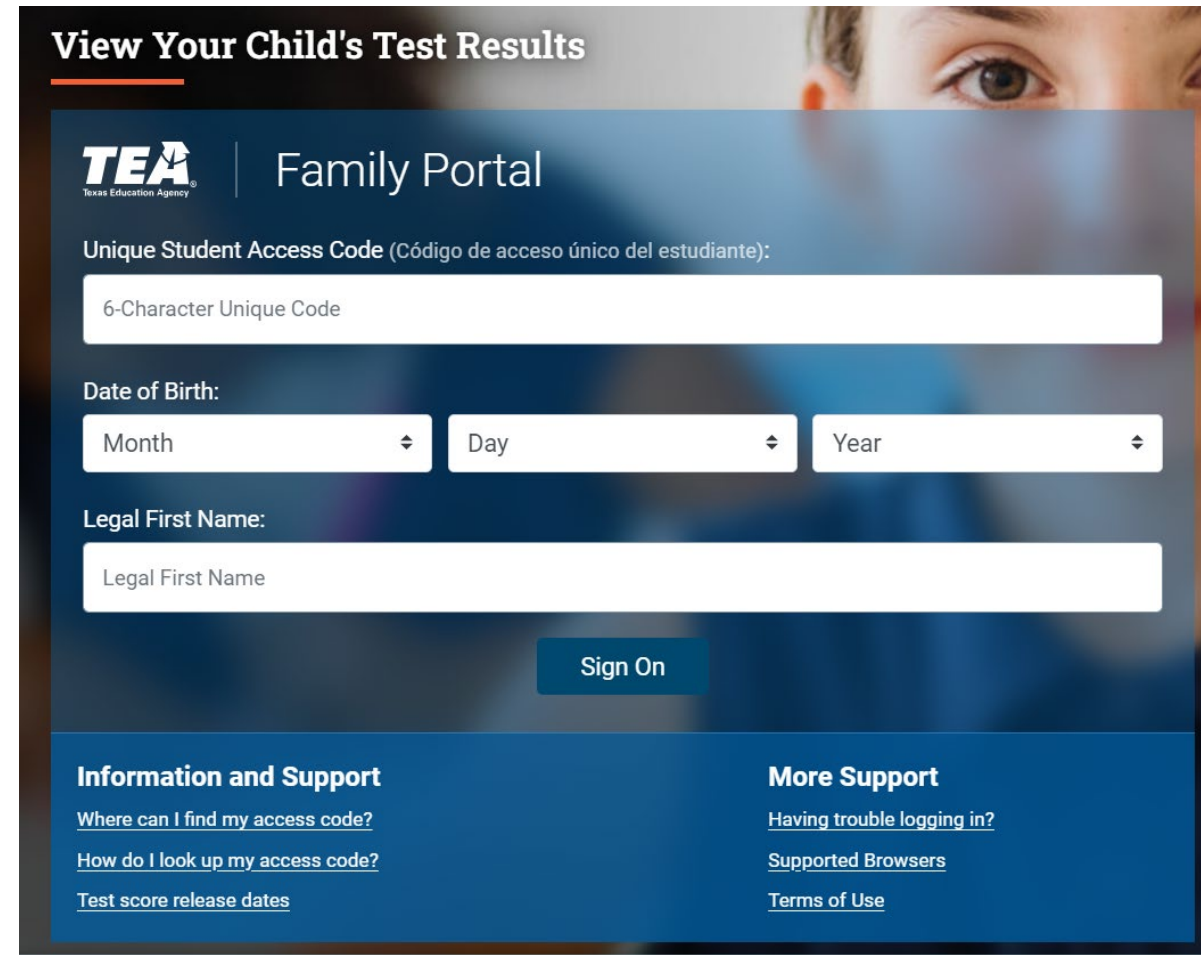


# Accessing the Family Portal Via Single Sign On

- Easiest way for parents and guardians is through a district's local parent portal typically provided by a Student Information System (SIS) vendor.
- An auto-log-in link provides quick access via single sign-on (SSO).
- Allows parents and guardians to bypass the family portal log-in screen and the unique access code.
- General steps to establish SSO are available on the [The Family Portal](#) page of the DCCR.
- For vendor specific steps, contact the specific SIS vendor.
- For additional assistance contact:
  - Texas Testing Support or
  - The Student Assessment Help Desk

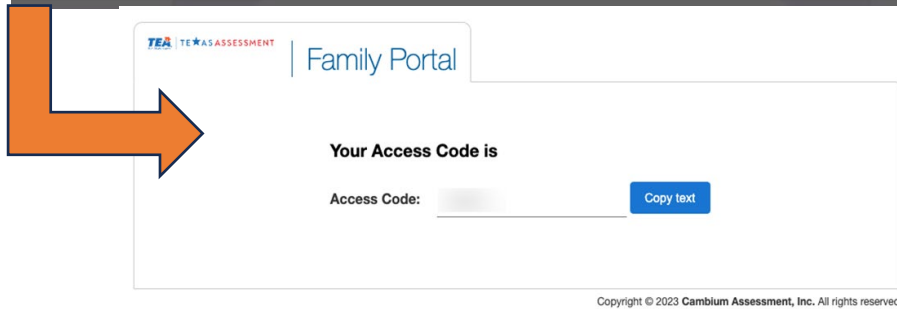
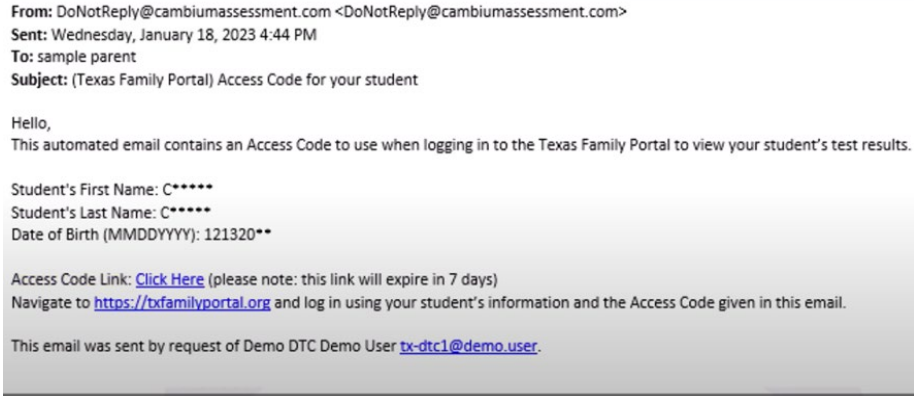
# Logging in to the Family Portal

- Parents and guardians can also access the family portal by:
  - visiting the [Texas Assessment](#) website or
  - directly at <https://txfamilyportal.org>.
- To log in to the family portal, parents or guardians must use the:
  - unique student access code,
  - student's date of birth, and
  - student's legal first name.
- Can look up access code using:
  - name,
  - date of birth, and
  - TSDS ID or PEIMS ID.
- Student access code is printed on the student report card.



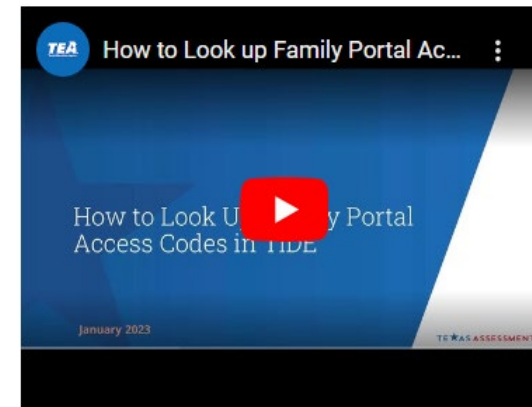
The screenshot shows the 'View Your Child's Test Results' page on the TEA Family Portal. The page features the TEA logo and the text 'Family Portal'. Below this, there is a section for 'Unique Student Access Code (Código de acceso único del estudiante):' with a text input field labeled '6-Character Unique Code'. Underneath is the 'Date of Birth:' section, which includes three dropdown menus for 'Month', 'Day', and 'Year'. Below that is the 'Legal First Name:' section with a text input field labeled 'Legal First Name'. A blue 'Sign On' button is positioned to the right of the name field. At the bottom of the page, there are two columns of links: 'Information and Support' with links for 'Where can I find my access code?', 'How do I look up my access code?', and 'Test score release dates'; and 'More Support' with links for 'Having trouble logging in?', 'Supported Browsers', and 'Terms of Use'.

# Helping Parents Log in to the Family Portal



- Specific instructions are provided in the short video on the [The Family Portal](#) page of the DCCR.

- District personnel can look up students' unique access codes in TIDE using the *Generate Access Code List* task in the *Family Portal Access* module.
- District personnel can use the *Student Access Codes via Email* task in the *Family Portal Access* module in TIDE to:
  - download a template,
  - add email addresses for each student's parent or guardian, and
  - securely send access code information through TIDE.



A photograph of a school hallway with a staircase. Several students are walking on the stairs. In the foreground, a boy with a blue backpack is walking down the stairs. To his right, two girls are walking up the stairs, talking. Further up, a girl and a boy are also walking up. At the top of the stairs, another boy is walking away. The scene is brightly lit, suggesting a modern school environment.

# Research Portal

# New Research Portal

The screenshot shows the TEA Research Portal homepage. At the top left is the TEA logo and 'TEXAS ASSESSMENT | Research Portal'. At the top right is a 'Support' dropdown menu. The main header features a background image of a young girl's face and the text: 'Find out how every Texas school is doing on state assessments.' Below this is a search bar with the placeholder text 'Enter a region, district or campus name' and a 'SEARCH' button. Underneath the search bar is a link to 'Your Favorites'. A secondary section on the left has a background image of a school backpack and the text: 'View the State At a Glance. See how Texas is doing overall.' with a 'VIEW' button. To the right of this is a 'Getting Started' section with the text 'Learn how to use the Research Portal.' and a 'GO' button. At the bottom of the page is a footer with the text: 'Copyright © 2023 Cambium Assessment, Inc. All rights reserved. | Terms of Use & Privacy Policy'.

- New Research Portal to replace current Analytic Portal
- Goes live January 5, 2024
- Accessible for researchers, media, and the general public
- Provides aggregate reporting for campus, district, region, and the state
- Includes historical data, back to 2012 for some programs

# Reporting Capabilities

Home / My Selections

## 1 Find Your Campus or District

Favorites Search Campus District Region State

State

Texas

Your Campuses, Districts, and Regions:

Your Campuses, Districts, and Regions:

STATE  
Texas

## 2 Select the Program

STAAR 3-8  STAAR Alternate 2 3-8  STAAR Alternate 2 EOC  STAAR C

STAAR EOC

Show more

VIEW SELECTIONS

DOWNLOAD

## 2 Select the Program

STAAR 3-8  STAAR Alternate 2 3-8  STAAR Alternate 2 EOC  STAAR Cumulative

STAAR EOC  TELPAS  TELPAS Alternate

Show less

## 3 Select the Report

Group Summary: Performance Levels & Reporting Categories  Score Codes Summary

Standard Combined Summary  Standard Constructed Response Summary  Standard t

VIEW SELECTIONS

DOWNLOAD

Copyright © 2023 Cambium Assessment, Inc. All rights reserved. | Terms of Use & Privacy Policy

Group Summary: Performance Levels & Reporting Categories  Score Codes Summary

Standard Combined Summary  Standard Constructed Response Summary  Standard Summary

## 4 Select the Administration

Spring 2023  Spring 2022  Spring 2021  April 2021  June 2019

Show more

## 5 Select a Subject

Mathematics  Reading  Science  Social Studies

## 6 Select a Grade

Grade 3  Grade 4  Grade 5  Grade 6  Grade 7  Grade 8

VIEW SELECTIONS

DOWNLOAD

Copyright © 2023 Cambium Assessment, Inc. All rights reserved. | Terms of Use & Privacy Policy



# Disaggregating Data

TEA | TEXAS ASSESSMENT | Research Portal

Home / My Selections

PREVIOUS REPORTS DOWNLOAD PRINT

My Selections: CHANGE YOUR SELECTION

Organization: Texas

Program: STAAR 3-8 Report: Group Summary: Performance Levels & Reporting Categories Administration: Spring 2023 Grade: Grade 3 Subject: Mathematics

Data Updated: 9/11/2023

BACK FILTER **BREAKDOWN** REPORTING CATEGORIES VIEW OPTIONS

Showing all students

Organization	Administration	Tested Grade	STAAR - Mathematics		Performance Levels		
			Tests Taken	Average Scale Score	Did Not Meet	Approaches and Above	Meets and Above
State	Spring 2023	3	370,006	1456	28%	72%	43%

TEA | TEXAS ASSESSMENT | Research Portal

Home / My Selections

PREVIOUS REPORTS DOWNLOAD PRINT

My Selections: CHANGE YOUR SELECTION

Organization: Texas

Program: STAAR 3-8 Report: Group Summary: Performance Levels & Reporting Categories Administration: Spring 2023 Grade: Grade 3 Subject: Mathematics

Data Updated: 9/11/2023

BACK FILTER BREAKDOWN REPORTING CATEGORIES VIEW OPTIONS

Showing all students

Organization Administration Tested Grade STAAR - Mathematics

Tests Taken Average Scale Score Performance Levels

Did Not Meet Approaches and Above Meets and Above

State Spring 2023 3 370,006 1456 28% 72% 43%

Filter

1 Select student groups

Male Not Economically Disadvantaged State

2 Select the relationship

And  Or

CANCEL APPLY

TEA | TEXAS ASSESSMENT | Research Portal

Home / My Selections

PREVIOUS REPORTS DOWNLOAD PRINT

My Selections: CHANGE YOUR SELECTION

Organization: Texas

Program: STAAR 3-8 Report: Group Summary: Performance Levels & Reporting Categories Administration: Spring 2023 Grade: 3 Subject: Mathematics

Data Updated: 9/11/2023

BACK FILTER BREAKDOWN REPORTING CATEGORIES VIEW OPTIONS

Showing students who are *Male* and *Not Economically Disadvantaged*

Clear Filter

Organization	Administration	Tested Grade	STAAR - Mathematics		Performance Levels		
			Tests Taken	Average Scale Score	Did Not Meet	Approaches and Above	Meets and Above
State	Spring 2023	3	72,022	1532	14%	86%	64%

# Customized Reports

TEAS ASSESSMENT | Research Portal

Home / My Selections

PREVIOUS REPORTS | DOWNLOAD | PRINT

View Options

Table Options

TRANSPOSE TABLE

Select the columns to display:

STAAR - Mathematics

Tests Taken  Average Scale Score  Performance Levels

STAAR Spanish - Mathematics

Tests Taken  Average Scale Score  Performance Levels

CANCEL APPLY

Organization	Administration	Tested Grade	Student Group	STAAR - Mathematics	Performance Levels			
				Tests Taken	Average Scale Score	Did Not Meet	Approaches and Above	Meets and Above
State	Spring 2023	3	-	72,022	1532	14%	86%	86%

BACK | FILTER | BREAKDOWN | REPORTING CATEGORIES | VIEW OPTIONS

Showing students who are *Male* and *Not Economically Disadvantaged*

Clear Filter

Breakdown by Student Groups:

Ethnicity X Add +

Organization	Administration	Student Group	STAAR - Mathematics	Performance Levels			
			Tests Taken	Average Scale Score	Did Not Meet	Approaches and Above	Meets and Above
State	Spring 2023	-	72,022	1532	14% 10,118 Tests	86% 61,904 Tests	64% 46,022 Tests
State	Spring 2023	Hispanic/Latino	21,486	1495	19% 4,022 Tests	81% 17,464 Tests	55% 11,812 Tests
State	Spring 2023	American Indian or Alaska Native	226	1529	16% 36 Tests	84% 190 Tests	61% 137 Tests
State	Spring 2023	Asian	7,233	1628	6% 445 Tests	94% 6,788 Tests	82% 5,950 Tests
State	Spring 2023	Black or African American	5,701	1454	28% 1,612 Tests	72% 4,089 Tests	43% 2,478 Tests
State	Spring 2023	Native Hawaiian or Other Pacific	104	1484	21% 22 Tests	79% 82 Tests	56% 58 Tests

# Thank you for everything you do for Texas students!

## TEA Student Assessment

- [Student Assessment Help Desk](#)
- (512) 463-9536

## Cambium Texas Testing Support

- [TexasTestingSupport@cambiumassessment.com](mailto:TexasTestingSupport@cambiumassessment.com)
- [TexasAssessment.gov](#) via live chat
- (833) 601-8821

