

Accountability System for Educator Preparation (ASEP)

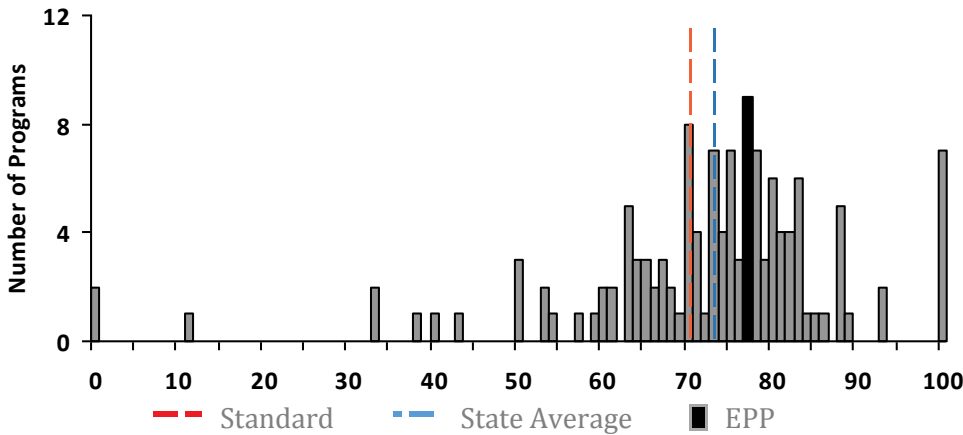
Indicator 2: Principal Appraisal of First-Year Teachers

TEACHERBUILDER.COM

This report presents results from the principal survey of beginning teachers. In this survey, principals describe the preparation of new teachers in six categories of practices. Principals complete surveys for first-year teachers who graduated at any time during the 5 years prior to the reporting period and who taught in the Texas public school system for a minimum of 5 months during the reporting period. Teachers on both standard and probationary certificates are included.

Percentages note the percent of teachers prepared by an EPP who received an average score of Sufficiently Prepared or Well Prepared when all applicable questions were averaged, and within each of the six categories. The overall percentage serves as indicator 2 of the Accountability System for Educator Preparation (ASEP) Accountability Performance Indicators. The percentages within each category are Consumer Information, required by the Texas Education Code. Due to teachers having strengths in different areas and the way the overall indicator is computed, the percentages in the six categories cannot be expected to average to the overall proficiency standard. For details about the survey, visit: <https://tinyurl.com/ydy335z8>

2016-17 State Distribution of Indicator 2 Across Education Preparation Programs (EPPs)

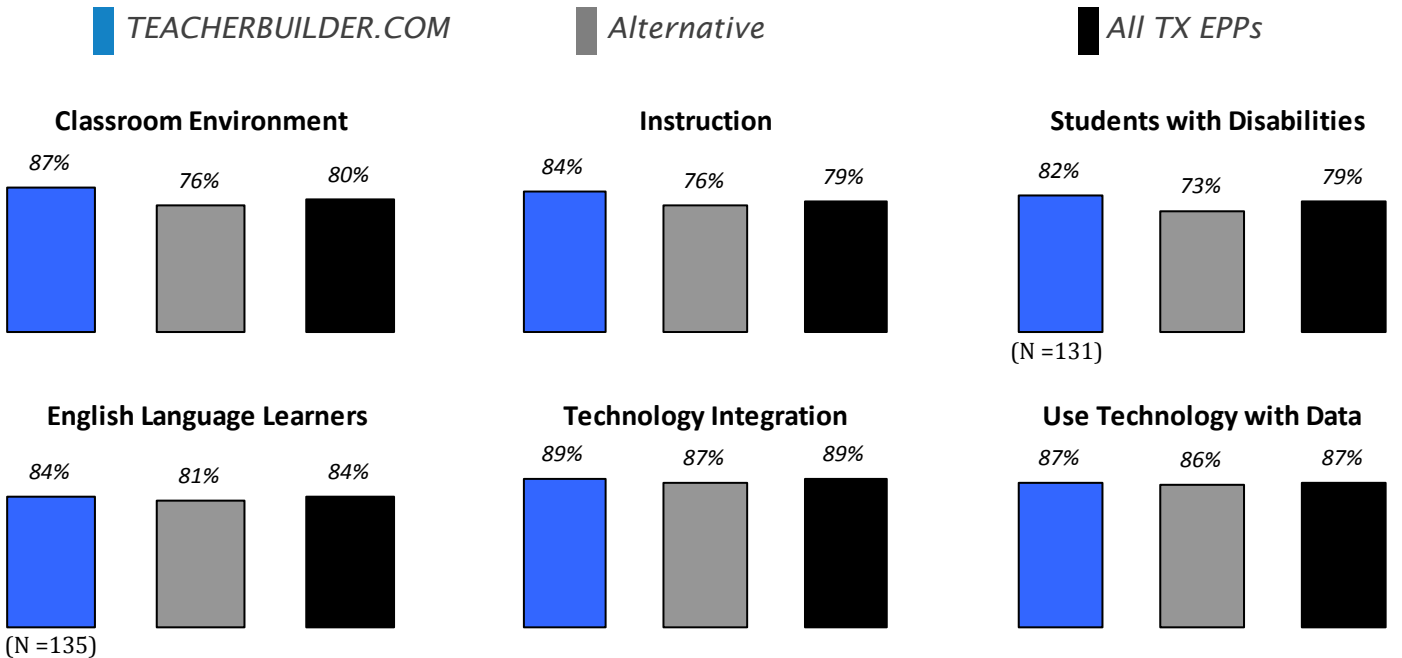


Indicator 2 Outcomes

EPP Score:	77
Standard:	70*
State Average:	73
Met Standard 2:	Yes
EPP Type:	Alternative
Region ESC:	Edinburg
# Certifications:	169
# Graduates rated (N):	145

*Reporting purposes only for 2016-17

2016-17 Percentage of First Year Teachers Designated as Sufficiently or Well Prepared

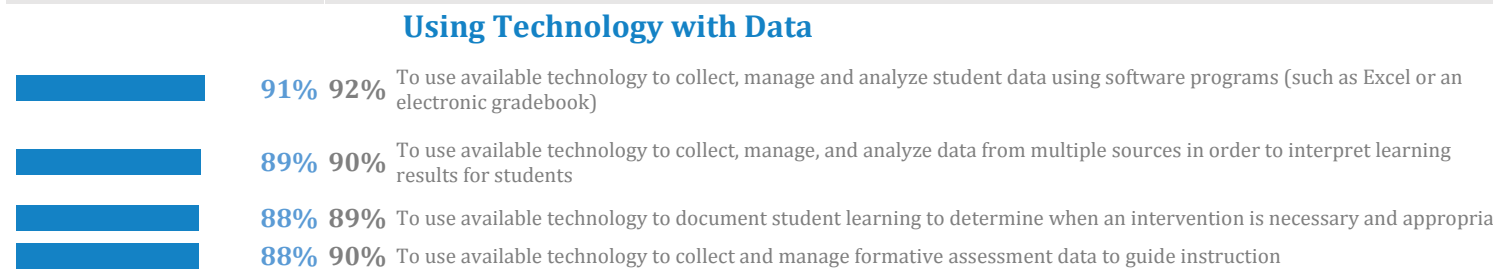
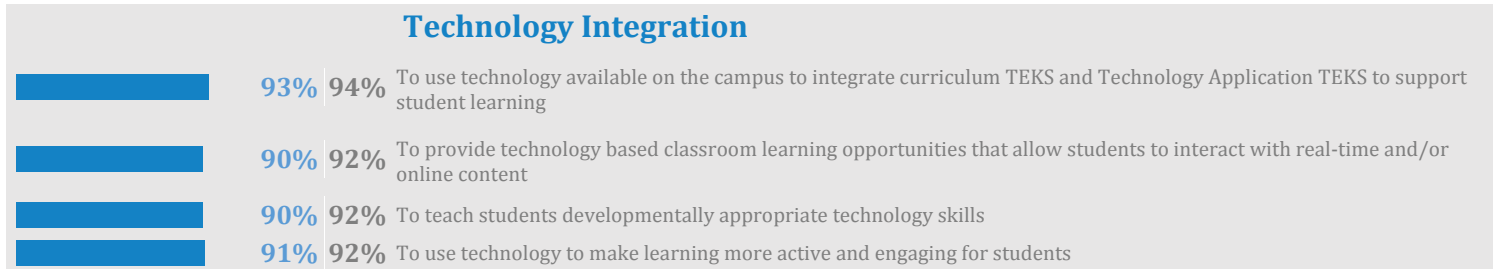
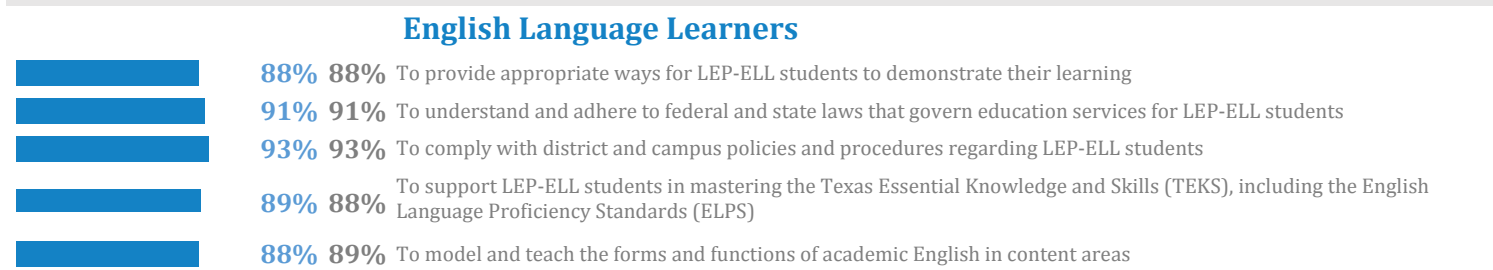
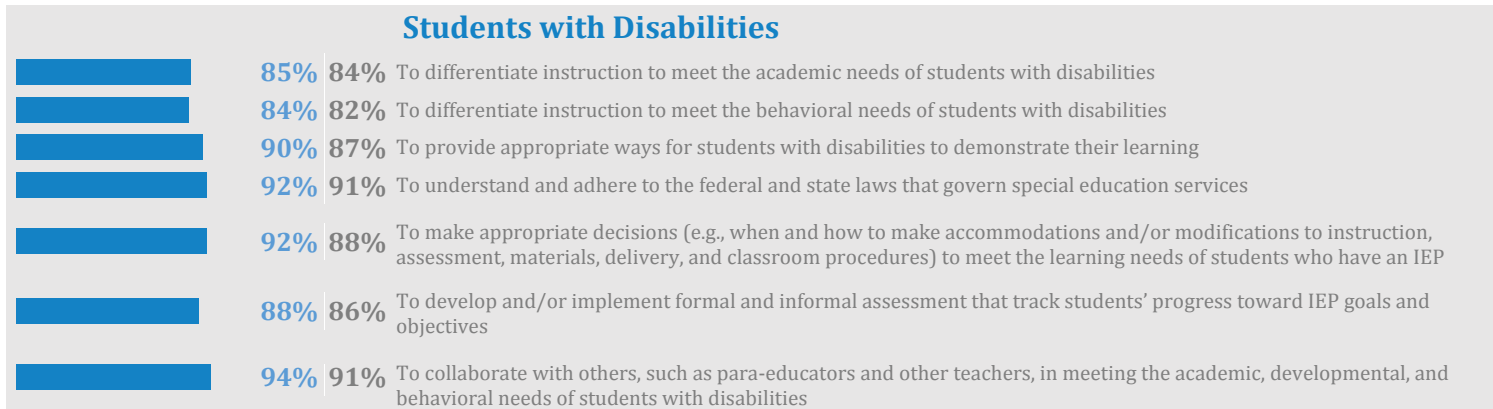
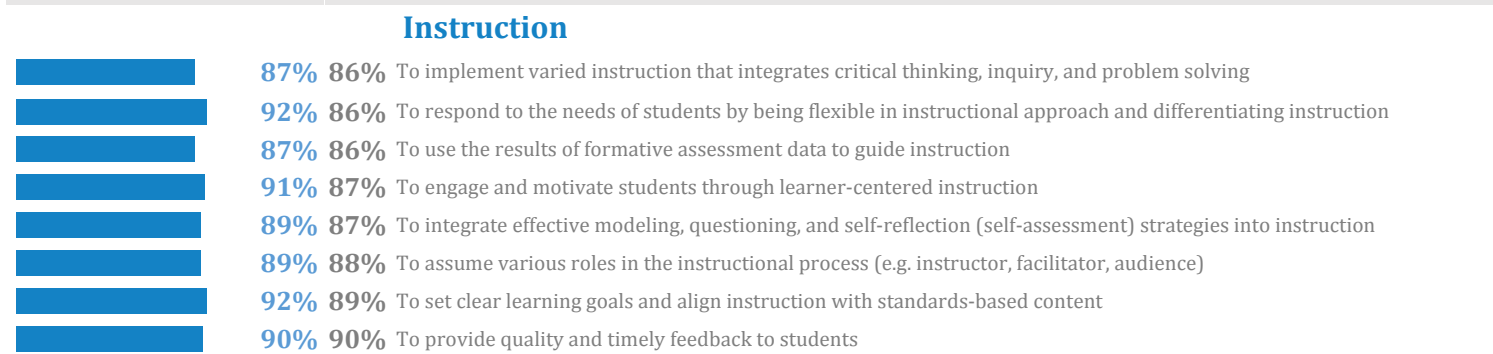
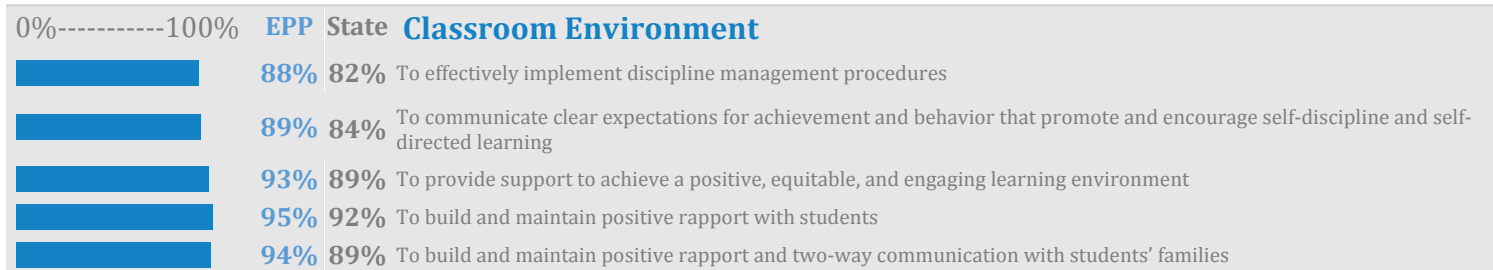


2016-17 Number of Teachers Rated by Area

English Language Arts	22	General Elementary	10	Languages other than English	5
Mathematics	14	Special Education	6	Career and Technical Education	20
Science	18	Health/Physical Ed.	8	Technology/Applications/Computer Science	1
Social Studies	10	Professional		Bilingual/English as a Second Language	20
Fine Arts	10	Other			

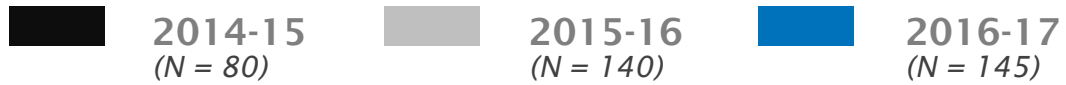
2016-17 Percentage of Teachers Rated Sufficiently or Well Prepared

TEACHERBUILDER.COM (N=145)



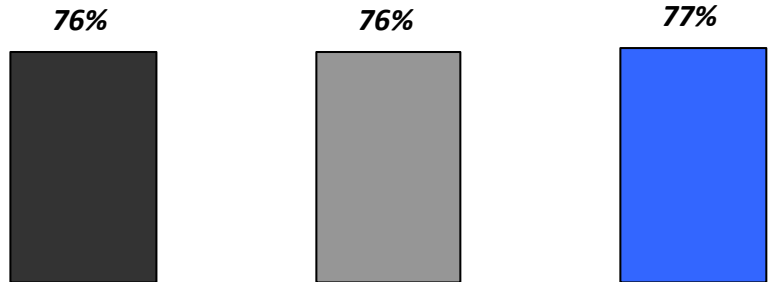
Percentage of First Year Teachers Appraised as Sufficiently or Well Prepared from 2015 - 2017

TEACHERBUILDER.COM



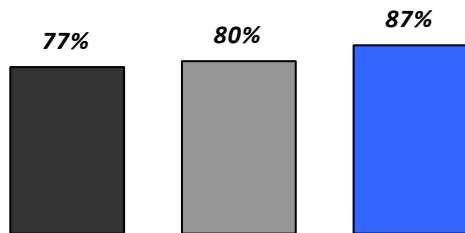
Indicator 2: Principal Appraisal of First-Year Teachers

Performance Standard (70%)*

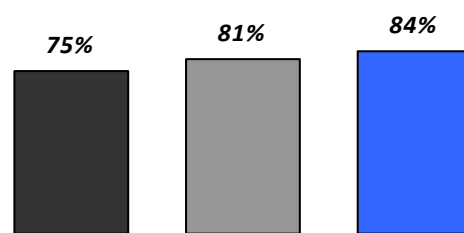


*Reporting purposes only for 2016-17

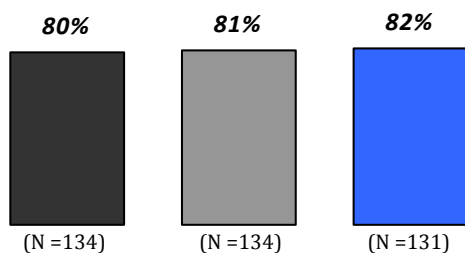
Classroom Environment



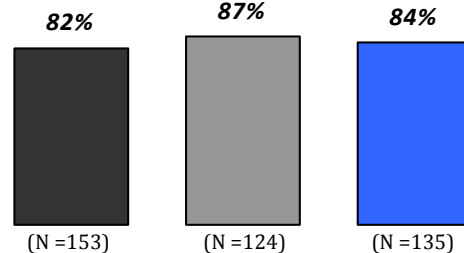
Instruction



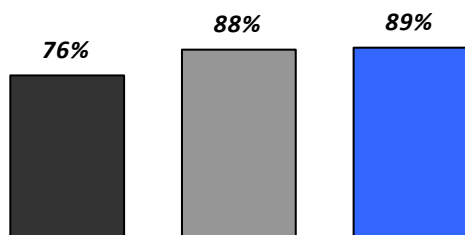
Students with Disabilities



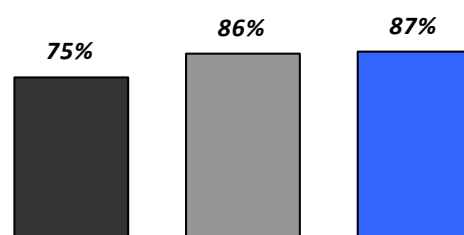
English Language Learners



Technology Integration



Use Technology with Data



Alternative - Teacher training offered by education service centers, school districts and other entities, as well as colleges and universities, for individuals who already hold a baccalaureate degree.

Traditional - Teacher training offered by colleges and universities as part of an undergraduate degree program.

Traditional/Alternative - Teacher training includes undergraduate preparation as well as alternative and/or post-baccalaureate preparation

Source: State Board for Educator Certification (<https://secure.sbec.state.tx.us/SBECOnline/approvedprograms.asp?s=3>)